



福田實業(集團)有限公司  
Fountain Set (Holdings) Limited

(Incorporated in Hong Kong with limited liability)  
(於香港註冊成立的有限公司)  
SEHK 股份代號：420

The World's Finest Circular Knits Since **1969**  
世界優質圓筒針織始於

Annual Report **2025** 年報

## GROUP PROFILE

**About Fountain Set (Holdings) Limited (the “Company”) and its subsidiaries (the “Fountain Set Group”) (Stock Code: 00420.HK)**

One of the world’s largest and longest-established fabric manufacturers, the Fountain Set Group produces knitted fabric and garments through vertically integrated operations in fabric knitting, dyeing, printing, finishing and garment manufacturing, for many of the renowned apparel retailers and brands.

As a strong believer in research and development, we collaborate with brands and suppliers to develop innovative and creative fabric and garment products for consumers all over the world. Headquartered in Hong Kong Special Administrative Region (“Hong Kong”) and listed on the Main Board of The Stock Exchange of Hong Kong Limited, the Fountain Set Group has 8 production facilities in the People’s Republic of China (the “PRC”), Sri Lanka and Indonesia, with marketing and representative offices in 2 countries and a global workforce of nearly 5,600.

Mr. HA Chung Fong, founder and honorary chairman of the Company, remains one of the substantial shareholders of the Company.

To learn more about the Fountain Set Group, please visit [www.fshl.com](http://www.fshl.com)

## 集團簡介

**有關福田實業(集團)有限公司(「本公司」)及其附屬公司(「福田集團」)(股份代號：00420，香港)**

福田集團為一家世界最大及歷史最悠久的針織面料生產商之一，提供針織、染色、印花、整理及成衣製造等高度垂直綜合服務，為許多知名服裝零售商和品牌製造針織面料及成衣。

作為研發的堅信支持者，我們與品牌和供應商合作，為世界各地的消費者開發創新和創意的面料及成衣產品。福田集團總部位於香港特別行政區(「香港」)，並於香港聯合交易所有限公司主板上市，其於中華人民共和國(「中國」)、斯里蘭卡及印尼設有8個生產設施，市場推廣辦事處及代表處分佈於2個國家，全球員工接近5,600人。

創辦人及名譽主席夏松芳先生仍為本公司主要股東之一。

欲知更多福田集團資料，請瀏覽[www.fshl.com](http://www.fshl.com)

Corporate Information	2
公司資料	
Extensive Worldwide Network	4
強大環球網絡	
Financial and Statistical Highlights	5
財務及統計摘要	
Financial Summary	7
財務概要	
Awards and Certifications	9
獎項及認證	
Chairman's Statement	23
主席報告	
Management Discussion and Analysis	30
管理層討論與分析	
Corporate Governance Report	44
企業管治報告	
Profiles of Directors	67
董事簡介	
Directors' Report	72
董事會報告	
Particulars of Investment Properties	82
投資物業詳情	
Independent Auditor's Report	83
獨立核數師報告	
Consolidated Statement of Profit or Loss and Other Comprehensive Income	91
綜合損益及其他全面收益表	
Consolidated Statement of Financial Position	93
綜合財務狀況表	
Consolidated Statement of Changes in Equity	95
綜合權益變動表	
Consolidated Statement of Cash Flows	96
綜合現金流量表	
Notes to the Consolidated Financial Statements	99
綜合財務報表附註	

## CONTENTS

### 目錄

## CORPORATE INFORMATION

### 公司資料

#### HONORARY CHAIRMAN

Mr. HA Chung Fong

#### BOARD OF DIRECTORS

##### EXECUTIVE DIRECTORS

Mr. XI Qiang (appointed as chairman of the board of the Company on 17 November 2025)

Dr. LI Gang (appointed as chief executive officer of the Company on 17 November 2025)

Mr. YAU Hang Tat Andrew

Mr. YIN Jian

Mr. ZHANG Zheng

Mr. LIU Xianfu (resigned as chairman of the board of the Company and chief executive officer of the Company on 17 November 2025)

##### NON-EXECUTIVE DIRECTORS

Dr. YEN Gordon (Non-executive vice chairman of the Company)

Ms. ZHOU Jing (appointed on 1 April 2025)

Mr. TAO Yongming (resigned on 1 April 2025)

##### INDEPENDENT NON-EXECUTIVE DIRECTORS

Mr. NG Kwok Tung

Mr. YING Wei

Mr. WONG Kwong Chi

Dr. LIN Lin (appointed on 7 June 2025)

Mr. William LAM (resigned on 7 June 2025)

#### BOARD COMMITTEES

##### Audit Committee

Mr. NG Kwok Tung (Chairman)

Dr. YEN Gordon (appointed on 7 June 2025)

Mr. WONG Kwong Chi

Mr. William LAM (resigned on 7 June 2025)

##### Nomination Committee

Mr. XI Qiang (Chairman) (appointed on 17 November 2025)

Mr. YING Wei

Dr. LIN Lin (appointed on 7 June 2025)

Mr. LIU Xianfu (resigned on 17 November 2025)

##### Remuneration Committee

Mr. YING Wei (Chairman)

Dr. LI Gang (appointed on 1 April 2025)

Mr. NG Kwok Tung

Mr. TAO Yongming (resigned on 1 April 2025)

#### 名譽主席

夏松芳先生

#### 董事會

##### 執行董事

郝強先生 (於2025年11月17日獲委任為本公司董事會主席)

李剛博士 (於2025年11月17日獲委任為本公司行政總裁)

邱恒達先生

尹堅先生

張正先生

劉賢福先生 (於2025年11月17日辭任本公司董事會主席兼本公司行政總裁)

##### 非執行董事

嚴震銘博士 (本公司非執行副主席)

周靜女士 (於2025年4月1日獲委任)

陶永銘先生 (於2025年4月1日辭任)

##### 獨立非執行董事

伍國棟先生

應偉先生

王幹芝先生

林琳博士 (於2025年6月7日獲委任)

林偉成先生 (於2025年6月7日辭任)

#### 董事會委員會

##### 審核委員會

伍國棟先生 (主席)

嚴震銘博士 (於2025年6月7日獲委任)

王幹芝先生

林偉成先生 (於2025年6月7日辭任)

##### 提名委員會

郝強先生 (主席) (於2025年11月17日獲委任)

應偉先生

林琳博士 (於2025年6月7日獲委任)

劉賢福先生 (於2025年11月17日辭任)

##### 薪酬委員會

應偉先生 (主席)

李剛博士 (於2025年4月1日獲委任)

伍國棟先生

陶永銘先生 (於2025年4月1日辭任)

## CORPORATE INFORMATION

### 公司資料

#### COMPANY SECRETARY

Ms. CHENG Wai Han Charmaine

#### AUTHORISED REPRESENTATIVES

Mr. XI Qiang (appointed on 17 November 2025)

Ms. CHENG Wai Han Charmaine

Mr. LIU Xianfu (resigned on 17 November 2025)

#### REGISTERED OFFICE & PRINCIPAL PLACE OF BUSINESS

Block A, 6/F., Eastern Sea Industrial Building  
29-39 Kwai Cheong Road, Kwai Chung, New Territories, Hong Kong

#### COMPANY WEBSITE

www.fshl.com

#### PRINCIPAL BANKS

Bank of China (Hong Kong) Limited  
Industrial and Commercial Bank of China Limited  
The Hongkong and Shanghai Banking Corporation Limited  
Standard Chartered Bank (HK) Limited

#### SOLICITORS

Loong & Yeung  
Vivien Chan & Co.

#### INDEPENDENT AUDITOR

SHINEWING (HK) CPA Limited  
*Certified Public Accountants*

#### SHARE REGISTRAR

Boardroom Share Registrars (HK) Limited  
Room 2103B, 21/F., 148 Electric Road, North Point, Hong Kong

#### 公司秘書

鄭惠嫻女士

#### 授權代表

郝強先生 (於2025年11月17日獲委任)

鄭惠嫻女士

劉賢福先生 (於2025年11月17日辭任)

#### 註冊辦事處及主要營業地點

香港新界葵涌葵昌路29-39號  
東海工業大廈A座6樓

#### 公司網址

www.fshl.com

#### 主要往來銀行

中國銀行(香港)有限公司  
中國工商銀行股份有限公司  
香港上海滙豐銀行有限公司  
渣打銀行(香港)有限公司

#### 律師

龍炳坤、楊永安律師行  
陳韻雲律師行

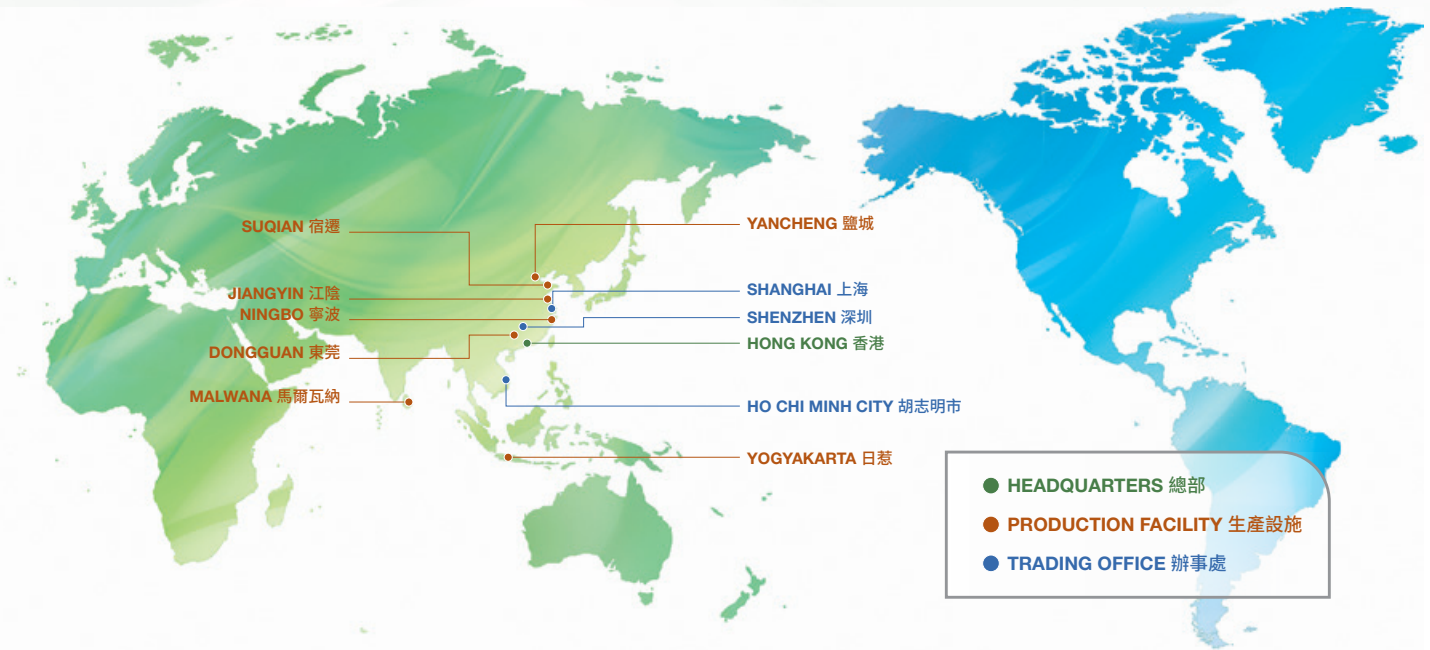
#### 獨立核數師

信永中和(香港)會計師事務所有限公司  
*執業會計師*

#### 股份登記處

寶德隆證券登記有限公司  
香港北角電氣道148號21樓2103B室

## EXTENSIVE WORLDWIDE NETWORK 強大環球網絡



### HEADQUARTERS • 總部

#### HONG KONG 香港

Fountain Set (Holdings) Limited  
福田實業(集團)有限公司

### PRODUCTION FACILITY • 生產設施

#### CHINA 中國

##### Knitting & Dyeing 針織及染色

Jiangyin Fuhui Textiles Limited  
江陰福匯紡織有限公司  
Yancheng Fuhui Textiles Limited  
鹽城福匯紡織有限公司

##### Knitting, Dyeing & Printing 針織、染色及印花

Dongguan Shatin Lake Side Textiles  
Printing & Dyeing Co., Ltd.  
東莞沙田麗海紡織印染有限公司

##### Garment Manufacturing 製衣

Ningbo Young Top Garments Co., Ltd.  
寧波創裕製衣有限公司  
Suqian Young Top Garments Co., Ltd.  
宿遷創裕製衣有限公司

##### Centralized Heat Supply Project 集中供熱業務

Dongguan Futian Oasis Heating Co., Ltd.  
東莞福田綠洲供熱有限公司

#### YOGYAKARTA, INDONESIA 印度尼西亞日惹

##### Garment Manufacturing 製衣

P.T. Westapusaka Kusuma

#### MALWANA, SRI LANKA 斯里蘭卡馬爾瓦納

##### Knitting, Dyeing & Printing 針織、染色及印花

Ocean Lanka (Private) Limited  
海洋蘭卡(私人)有限公司\*

### TRADING OFFICE • 辦事處

#### CHINA 中國

##### Sales of Dyed Fabrics 色布銷售

Shenzhen Faun Textiles Limited  
深圳福力紡織品有限公司  
Shanghai Fuhui Textiles Trading Co., Ltd.  
上海福匯紡織貿易有限公司

#### HONG KONG 香港

##### Raw Materials Sourcing 原料採購

Highscene Limited  
漢盛有限公司

##### Sales of Dyed Fabrics 色布銷售

Fountain Set Limited  
福田實業有限公司

##### Sales of Garments 成衣銷售

Hiway Textiles Limited  
海匯紡織有限公司  
Oceanstar Textiles International Limited  
海星紡織國際有限公司

#### HO CHI MINH CITY 胡志明市

Fountain Set Limited  
- Vietnam Representative Office  
福田實業有限公司  
- 越南代表處

\* Chinese names are only translations of their official English names. In case of inconsistencies, the English names shall prevail.  
中文名稱僅為彼等官方英文名稱之譯文。倘有歧異，概以英文名稱為準。

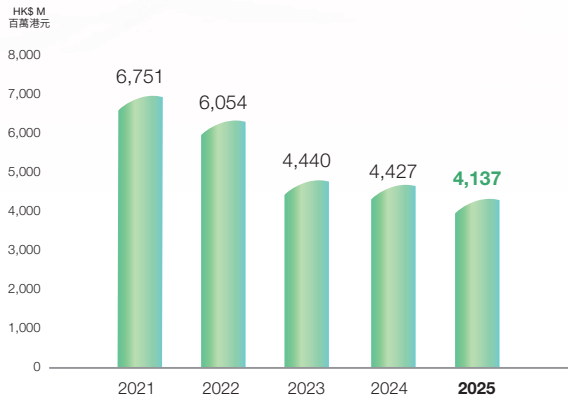
## FINANCIAL AND STATISTICAL HIGHLIGHTS

### 財務及統計摘要

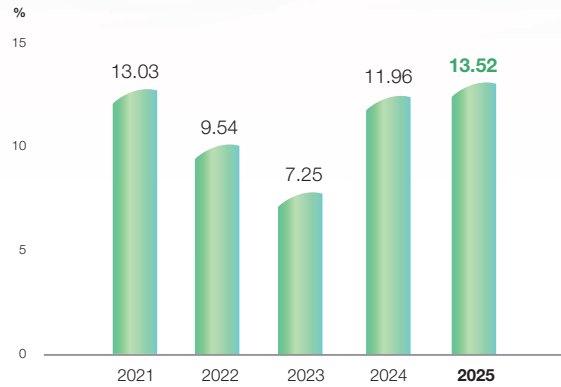
		2025 HK\$Mil 百萬港元	2024 HK\$Mil 百萬港元
<b>Operating Results</b>	<b>營運業績</b>		
Revenue	營業額	4,136.7	4,426.6
<b>Financial Performance</b>	<b>財務表現</b>		
Profit attributable to owners of the Company	本公司擁有人應佔盈利	71.3	14.3
Profit margin	盈利率	1.7%	0.3%
Earnings per share (HK cents)	每股盈利(港仙)		
– Basic	– 基本	5.8	1.2
– Diluted	– 攤薄	5.8	1.2
<b>Dividends</b>	<b>股息</b>		
Proposed final dividend per share (HK cents)	擬派發每股末期股息(港仙)	5.70	1.16
Dividend payout ratio	派息比率	97.93%	100.00%
Proposed special dividend per share (HK cents)	擬派發每股特別股息(港仙)	–	4.34
		<b>At 31 December 於12月31日 2025 HK\$Mil 百萬港元</b>	At 31 December 於12月31日 2024 HK\$Mil 百萬港元
<b>Financial Position at Year End</b>	<b>於年度終結時之財務狀況</b>		
Net current assets	流動資產淨值	2,251.4	2,123.3
Total assets	資產總值	4,525.1	4,614.6
Non-current bank borrowings	非流動銀行借貸	–	–
Total bank borrowings	總銀行借貸	–	48.8
Net bank borrowings	銀行借貸淨值	(1,549.1)	(1,248.4)
Total liabilities	負債總值	1,043.0	1,158.8
Net asset value per share (HK\$)	每股資產淨值(港元)	2.65	2.64
Capital expenditure	資本開支	106.8	174.7
<b>Financial Statistics</b>	<b>財務統計</b>		
Return on equity (%)	權益回報率(%)	2.4%	1.0%
Consolidated tangible net worth	綜合淨有形資產	3,118.8	3,118.7
Consolidated total bank debt to consolidated tangible net worth	綜合總銀行負債對綜合淨有形資產比例	0.0	0.0
Consolidated EBITDA to consolidated interest expenses	綜合息稅折舊及攤銷前利潤對綜合利息支出比例	38.6	20.9
Consolidated current assets to consolidated current liabilities	綜合流動資產對綜合流動負債比例	3.7	3.2
Inventory turnover period (days)	存貨周轉期(日)	72	74
Trade and bills receivables turnover period (days)	營業及票據應收款項周轉期(日)	62	66
Trade and bills payables turnover period (days)	營業及票據應付款項周轉期(日)	45	53

**FINANCIAL AND STATISTICAL HIGHLIGHTS (continued)**  
**財務及統計摘要 (續)**

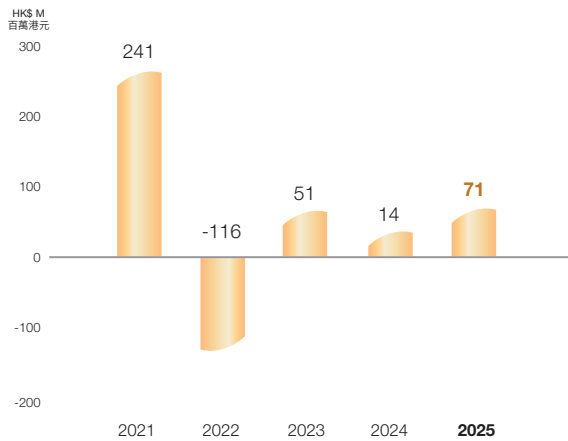
**Revenue**  
**營業額**



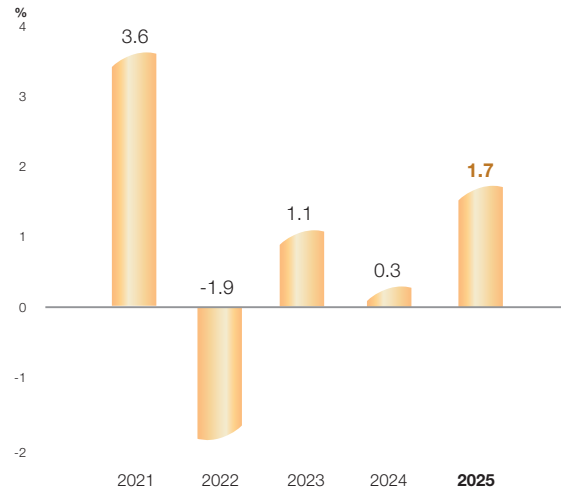
**Gross Profit Margin**  
**毛利率**



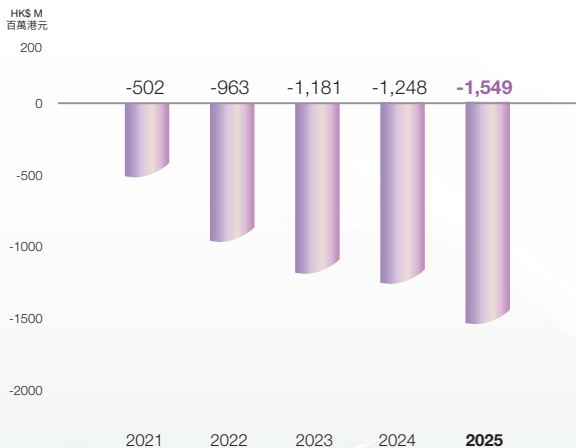
**Profit/(loss) Attributable to Owners of the Company**  
**本公司擁有人應佔盈利 / (虧損)**



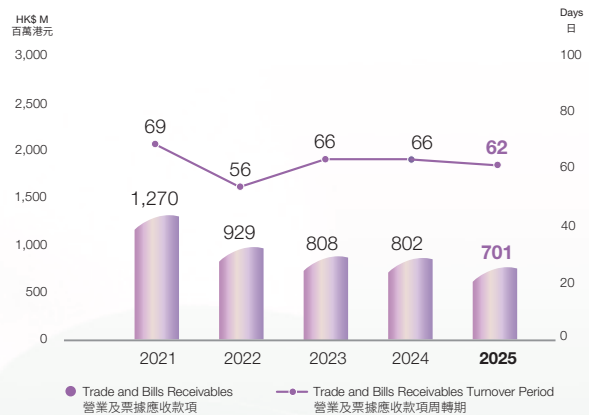
**Profit Margin**  
**盈利率**



**Net Bank Borrowings**  
**銀行借貸淨值**



**Trade and Bills Receivables Turnover Period**  
**營業及票據應收款項周轉期**



## FINANCIAL SUMMARY

### 財務概要

A summary of the financial information of the Company and its subsidiaries for the last five financial years, as extracted from the respective published audited consolidated financial statements, is set out as below. This summary does not form part of the audited consolidated financial statements.

本公司及其附屬公司過去五個財政年度之財務資料概要(摘取自相關已公佈經審核綜合財務報表)載列如下。此概要並不構成經審核綜合財務報表之一部分。

#### CONSOLIDATED STATEMENT OF PROFIT OR LOSS

#### 綜合損益表

		For the year ended 31 December 2021 截至2021年 12月31日 止年度 HK\$'000 千港元	For the year ended 31 December 2022 截至2022年 12月31日 止年度 HK\$'000 千港元	For the year ended 31 December 2023 截至2023年 12月31日 止年度 HK\$'000 千港元	For the year ended 31 December 2024 截至2024年 12月31日 止年度 HK\$'000 千港元	For the year ended 31 December 2025 截至2025年 12月31日 止年度 HK\$'000 千港元
Revenue	營業額	6,751,277	6,053,645	4,440,235	4,426,558	4,136,716
Profit/(loss) before income tax expense	除所得稅支出前盈利/ (虧損)	337,450	(20,210)	111,128	77,060	102,890
Income tax expense	所得稅支出	(67,192)	(72,954)	(43,284)	(42,483)	(18,681)
Profit/(loss) for the year	是年度盈利/(虧損)	270,258	(93,164)	67,844	34,577	84,209
Attributable to:	應佔:					
Owners of the Company	本公司擁有人	241,334	(115,532)	50,903	14,262	71,302
Non-controlling interests	非控股權益	28,924	22,368	16,941	20,315	12,907
		270,258	(93,164)	67,844	34,577	84,209

**FINANCIAL SUMMARY (continued)****財務概要 (續)****CONSOLIDATED STATEMENT OF FINANCIAL POSITION****綜合財務狀況表**

		At 31 December 2021 於12月31日 2021 HK\$'000 千港元	At 31 December 2022 於12月31日 2022 HK\$'000 千港元	At 31 December 2023 於12月31日 2023 HK\$'000 千港元	At 31 December 2024 於12月31日 2024 HK\$'000 千港元	At 31 December 2025 於12月31日 2025 HK\$'000 千港元
Non-current assets	非流動資產	1,728,511	1,671,542	1,532,032	1,518,322	<b>1,446,389</b>
Current assets	流動資產	4,019,879	3,375,223	3,368,807	3,096,296	<b>3,078,700</b>
Current liabilities	流動負債	1,771,099	1,182,174	1,165,291	972,989	<b>827,333</b>
Net current assets	流動資產淨值	2,248,780	2,193,049	2,203,516	2,123,307	<b>2,251,367</b>
Total assets less current liabilities	資產總值減流動負債	3,977,291	3,864,591	3,735,548	3,641,629	<b>3,697,756</b>
Non-current liabilities	非流動負債	218,193	440,824	266,882	185,856	<b>215,674</b>
Net assets	資產淨值	3,759,098	3,423,767	3,468,666	3,455,773	<b>3,482,082</b>
Capital and reserves	資本及儲備					
Share capital	股本	889,810	889,810	889,810	889,810	<b>889,810</b>
Reserves	儲備	2,670,428	2,331,257	2,378,536	2,347,779	<b>2,359,860</b>
Equity attributable to owners of the Company	本公司擁有人應佔權益	3,560,238	3,221,067	3,268,346	3,237,589	<b>3,249,670</b>
Non-controlling interests	非控股權益	198,860	202,700	200,320	218,184	<b>232,412</b>
Total equity	權益總值	3,759,098	3,423,767	3,468,666	3,455,773	<b>3,482,082</b>

## AWARDS & CERTIFICATIONS 獎項及認證

**Fountain Set Limited**  
福田實業有限公司



Number 編號	Name of Award/Certification 獎項/認證名稱	Type of Award/ Certification 獎項/認證類型	Date of Issue (Year/Month) 頒發日期(年/月)	Issuing Unit/Organisation 發出單位/機構
1	Scope Certificate (Global Recycled Standard (GRS) 4.0) 全球回收標準(GRS 4.0)認證證書	Certification 認證	2025/04	Intertek Testing Services NA, Inc 天祥檢驗服務有限公司
2	Scope Certificate (Recycled Claim Standard (RCS) 2.0) 回收聲明標準(RCS 2.0)認證證書	Certification 認證	2025/11	Intertek Testing Services NA, Inc 天祥檢驗服務有限公司
3	Scope Certificate (Organic Content Standard (OCS) 3.0) 有機含量標準(OCS 3.0)認證證書	Certification 認證	2025/02	ECOCERT GREENLIFE S.A.S. 愛科賽爾國際總部

**AWARDS & CERTIFICATIONS (continued)**

**獎項及認證 (續)**



Number 編號	Name of Award/Certification 獎項/認證名稱	Type of Award/ Certification 獎項/認證類型	Date of Issue (Year/Month) 頒發日期(年/月)	Issuing Unit/Organisation 發出單位/機構
4	Scope Certificate (Global Organic Textile Standard (GOTS) 7.0) 全球有機紡織品標準(GOTS 7.0)認證證書	Certification 認證	2026/01	ECOCERT GREENLIFE S.A.S. 愛科賽爾國際總部
5	Regenagri Chain of Custody Criteria – Textiles Version 1.2 Regenagri 生態棉認證	Certification 認證	2025/11	CU Inspections & Certifications India Pvt. Ltd 印度庫恩檢驗認證私人有限公司
6	Certificate of U.S. Cotton Trust Protocol® membership 美國棉花信託協議會員證書	Certification 認證	2025/03	U.S. Cotton Trust Protocol 美國棉花信託協議

**Highscene Limited**

**漢盛有限公司**



Number 編號	Name of Award/Certification 獎項/認證名稱	Type of Award/ Certification 獎項/認證類型	Date of Issue (Year/Month) 頒發日期(年/月)	Issuing Unit/Organisation 發出單位/機構
7	Certificate of U.S. Cotton Trust Protocol® membership 美國棉花信託協議會員證書	Certification 認證	2025/03	U.S. Cotton Trust Protocol 美國棉花信託協議

**AWARDS & CERTIFICATIONS (continued)**  
**獎項及認證(續)**



8



9



10



11



12

**Ocean Lanka (Private) Limited**  
**海洋蘭卡(私人)有限公司**

Number 編號	Name of Award/Certification 獎項/認證名稱	Type of Award/ Certification 獎項/認證類型	Date of Issue (Year/Month) 頒發日期(年/月)	Issuing Unit/Organisation 發出單位/機構
8	Presidential Export Award (2023/2024) – Merit Award (Knitted Fabric Category) 總統出口獎(2023/2024) – 優異獎(針織面料類別)	Award 獎項	2025/02	Sri Lanka Export Development Board 斯里蘭卡出口發展局 (Sri Lanka Export Development Board)
9	Sustainability Team of the Year – Green Manufacturing Excellence 年度可持續發展團隊獎 – 綠色製造卓越獎	Award 獎項	2025/08	First View Intelligent Business
10	National Cleaner Production Award – Merit Award (Large Category) – Textile Sector 國家清潔生產獎 – 優異獎(大型企業組) – 紡織行業	Award 獎項	2025/11	National Cleaner Production Center 國家清潔生產中心
11	SLTC Research & Innovation Award – Winner – Excellence in in-house R&D Award (Textile & Apparel Research) SLTC 科研與創新獎 – 優勝獎 – 內部研發卓越獎 (紡織與服裝研究)	Award 獎項	2025/11	Sri Lanka Technology Campus 斯里蘭卡科技園區
12	SLTC Research & Innovation Award – Winner – Outstanding Research Commercialization Award (Textile & Apparel Research) SLTC 科研與創新獎 – 優勝獎 – 傑出科研成果商業化獎 (紡織與服裝研究)	Award 獎項	2025/11	Sri Lanka Technology Campus 斯里蘭卡科技園區

**AWARDS & CERTIFICATIONS (continued)**

**獎項及認證 (續)**



13



14



16

Number 編號	Name of Award/Certification 獎項／認證名稱	Type of Award/ Certification 獎項／認證類型	Date of Issue (Year/Month) 頒發日期(年/月)	Issuing Unit/Organisation 發出單位／機構
13	CIPM Great HR Award (Extra Large Category) – Merit Award CIPM 卓越人力資源獎 (超大型企業組) – 優異獎	Award 獎項	2025/11	Chartered Institute of personnel Management 斯里蘭卡特許人事管理學會
14	Presidential Export Award (2024/2025) – Merit Award (Knitted Fabric Category) 總統出口獎 (2024/2025) – 優異獎 (針織面料類別)	Award 獎項	2025/12	Sri Lanka Export Development Board 斯里蘭卡出口發展局

**Shanghai Fuhui Textiles Trading Co., Ltd.**  
上海福匯紡織貿易有限公司

Number 編號	Name of Award/Certification 獎項／認證名稱	Type of Award/ Certification 獎項／認證類型	Date of Issue (Year/Month) 頒發日期(年/月)	Issuing Unit/Organisation 發出單位／機構
15	Certificate of U.S. Cotton Trust Protocol® membership 美國棉花信託協議會員證書	Certification 認證	2025/03	U.S. Cotton Trust Protocol 美國棉花信託協議

**Dongguan Futian Oasis Heating Company Ltd.**  
東莞福田綠洲供熱有限公司

Number 編號	Name of Award/Certification 獎項／認證名稱	Type of Award/ Certification 獎項／認證類型	Date of Issue (Year/Month) 頒發日期(年/月)	Issuing Unit/Organisation 發出單位／機構
16	Dongguan City “Zero Waste Factory” in 2024 2024年東莞市「無廢工廠」	Award 獎項	2025/04	Bureau of Ecology and Environment of Dongguan City 東莞市生態環境局

**AWARDS & CERTIFICATIONS (continued)**  
**獎項及認證(續)**



**Shenzhen Faun Textiles Limited**  
**深圳福力紡織品有限公司**

Number 編號	Name of Award/Certification 獎項/認證名稱	Type of Award/ Certification 獎項/認證類型	Date of Issue (Year/Month) 頒發日期(年/月)	Issuing Unit/Organisation 發出單位/機構
17	Certificate of U.S. Cotton Trust Protocol® membership 美國棉花信託協議會員證書	Certification 認證	2025/03	U.S. Cotton Trust Protocol 美國棉花信託協議

**Jiangyin Fuhui Textiles Limited**  
**江陰福匯紡織有限公司**

Number 編號	Name of Award/Certification 獎項/認證名稱	Type of Award/ Certification 獎項/認證類型	Date of Issue (Year/Month) 頒發日期(年/月)	Issuing Unit/Organisation 發出單位/機構
18	Certificate of U.S. Cotton Trust Protocol® membership 美國棉花信託協議會員證書	Certification 認證	2025/03	U.S. Cotton Trust Protocol 美國棉花信託協議
19	Higg Facility Environmental Module SELF-ASSESSMENT Certificate Higg Index FEM自我評估環境模組認證證書	Certification 認證	2025/06	Cascale (formerly Sustainable Apparel Coalition) 卡斯卡萊(原稱可持續服裝聯盟)
20	Higg VFEM-Verification Certificate Higg現場驗證證書	Certification 認證	2025/06	Cascale (formerly Sustainable Apparel Coalition) 卡斯卡萊(原稱可持續服裝聯盟)

**AWARDS & CERTIFICATIONS (continued)**

**獎項及認證 (續)**



21



22



23

**Dongguan Shatian Lake Side Textiles Printing & Dyeing Co., Ltd.**

**東莞沙田麗海紡織印染有限公司**

Number 編號	Name of Award/Certification 獎項／認證名稱	Type of Award/ Certification 獎項／認證類型	Date of Issue (Year/Month) 頒發日期(年/月)	Issuing Unit/Organisation 發出單位／機構
21	Dongguan Cleaner Production Enterprise 東莞市清潔生產企業	Award 獎項	2025/01	Dongguan Bureau of Industry and Information Technology 東莞市工業和資訊化局
22	Top 10 Industrial Contribution Enterprises of Shatian Town in 2024 沙田鎮2024年度工業貢獻前十名企業	Award 獎項	2025/03	Shatian Town People's Government of Dongguan City 東莞市沙田鎮人民政府
23	Low-Carbon Manufacturing Initiative (Gold Label) 低碳製造計畫(黃金標籤)	Certification 認證	2025/7	World Wide Fund for Nature 世界自然基金會

**AWARDS & CERTIFICATIONS (continued)**  
**獎項及認證(續)**



24



25



27

Number 編號	Name of Award/Certification 獎項/認證名稱	Type of Award/ Certification 獎項/認證類型	Date of Issue (Year/Month) 頒發日期(年/月)	Issuing Unit/Organisation 發出單位/機構
24	Second Prize of Science and Technology Progress – 2025 China National Textile and Apparel Council Science and Technology Award 2025 年度中國紡織工業聯合會科學技術獎—科技進步二等獎	Award 獎項	2025/9	China National Textile and Apparel Council 中國紡織工業聯合會
25	Advanced Enterprise in Energy Efficiency (Water Efficiency) Benchmarking for Guangdong Textile Industry (2024-2025) 2024-2025年廣東省紡織行業能效(水效)對標工作先進企業	Award 獎項	2025/10	Guangdong Textile Association 廣東省紡織協會
26	Water Efficiency Leader Enterprise of Guangdong Textile Industry (2025) 2025年廣東省紡織行業水效領跑者企業	Award 獎項	2025/12	Department of Industry and Information Technology of Guangdong Province 廣東省工業和資訊化廳
27	Hong Kong-Guangdong Cleaner Production Partner (Manufacturing) 粵港清潔生產夥伴(製造業)標誌企業(2025-2027年)	Award 獎項	2025/12	Department of Industry and Information Technology of Guangdong Province, Environment and Ecology Bureau The Government of the Hong Kong Special Administrative Region of the People's Republic of China 廣東省工業和資訊化廳、香港特別行政區政府環境及生態局

## AWARDS &amp; CERTIFICATIONS (continued)

## 獎項及認證 (續)



28



29



30



31



32



33

Number 編號	Name of Award/Certification 獎項/認證名稱	Type of Award/ Certification 獎項/認證類型	Date of Issue (Year/Month) 頒發日期(年/月)	Issuing Unit/Organisation 發出單位/機構
28	Scope Certificate (Global Organic Textile Standard (GOTS) 7.0) 全球有機紡織品標準(GOTS 7.0)認證證書	Certification 認證	2025/01	ECOCERT GREENLIFE S.A.S. 愛科賽爾國際總部
29	Scope Certificate (Organic Content Standard (OCS) 3.0) 有機含量標準(OCS 3.0)認證證書	Certification 認證	2025/02	ECOCERT GREENLIFE S.A.S. 愛科賽爾國際總部
30	Scope Certificate (Global Recycled Standard (GRS) 4.0) 全球回收標準(GRS 4.0)認證證書	Certification 認證	2025/04	Intertek Testing Services NA, Inc 天祥檢驗服務有限公司
31	Oeko-Tex Standard 100 Certificate HKKO 041727 Oeko-Tex標準100證書HKKO 041727	Certification 認證	2025/04	TESTEX AG, Swiss Textile Testing Institute TESTEX AG, 瑞士紡織檢定所#
32	Oeko-Tex Standard 100 Certificate HKO15 215774 Oeko-Tex標準100證書HKO15 215774	Certification 認證	2025/03	TESTEX AG, Swiss Textile Testing Institute TESTEX AG, 瑞士紡織檢定所#
33	Oeko-Tex Standard 100 Certificate HKKO 056043 Oeko-Tex標準100證書HKKO 056043	Certification 認證	2025/03	TESTEX AG, Swiss Textile Testing Institute TESTEX AG, 瑞士紡織檢定所#



**AWARDS & CERTIFICATIONS (continued)****獎項及認證 (續)**

<b>Number 編號</b>	<b>Name of Award/Certification 獎項／認證名稱</b>	<b>Type of Award/ Certification 獎項／認證類型</b>	<b>Date of Issue (Year/Month) 頒發日期(年/月)</b>	<b>Issuing Unit/Organisation 發出單位／機構</b>
39	BVE3-Chemical InCheck	Certification 認證	Every Month	Bureau Veritas 必維
40	BVE3-Chemical Technical Report	Certification 認證	Every Month	Bureau Veritas 必維
41	IPE Roadmap	Certification 認證	Always Open	Institute of Public and Environmental Affairs
42	BLUWIN CERTIFIED COLOR ACCREDITATION PROGRAM for Puma Dystar (puma) 證書	Certification 認證	2025/3	PUMA
43	Datacolor Certify GLOBAL ASSESSMENT PROGRAM Datacolor Certify 證書	Certification 認證	2025/6	Datacolor 德塔顏色
44	Certificate Color Accreditation Program Natic-reCAP 認證	Certification 認證	2024/6	natic AG Switzerland
45	Kohl's Color CERTIFICATION	Certification 認證	2024/11	Kohl's 柯爾百貨公司

**AWARDS & CERTIFICATIONS (continued)**  
**獎項及認證(續)**



46



47



48



49



50

**Yancheng Fuhui Textiles Limited**  
**鹽城福匯紡織有限公司**

Number 編號	Name of Award/Certification 獎項/認證名稱	Type of Award/ Certification 獎項/認證類型	Date of Issue (Year/Month) 頒發日期(年/月)	Issuing Unit/Organisation 發出單位/機構
46	Regenagri Chain of Custody Criteria – Textiles Version 1.2 Regenagri 生態棉認證	Certification 認證	2025/11	CU Inspections & Certifications India Pvt. Ltd 印度庫恩檢驗認證私人有限公司
47	Scope Certificate (Global Recycled Standard 4.0 (GRS 4.0)) 全球回收標準(GRS 4.0)認證證書	Certification 認證	2025/04	Intertek Testing Services NA, Inc 天祥檢驗服務有限公司
48	Scope Certificate (Global Organic Textile Standard (GOTS) Version 7.0) 全球有機紡織品標準(GOTS 7.0)認證證書	Certification 認證	2025/01	ECOCERT GREENLIFE S.A.S. 愛科賽爾國際總部
49	Scope Certificate (Organic Content Standard (OCS) Version 3.0) 有機含量標準(OCS 3.0)認證證書	Certification 認證	2025/02	ECOCERT GREENLIFE S.A.S. 愛科賽爾國際總部
50	Certificate of U.S. Cotton Trust Protocol® membership 美國棉花信託協議會員證書	Certification 認證	2025/03	U.S. Cotton Trust Protocol 美國棉花信託協議

## AWARDS &amp; CERTIFICATIONS (continued)

## 獎項及認證 (續)



51



52



53



54



55

Number 編號	Name of Award/Certification 獎項/認證名稱	Type of Award/ Certification 獎項/認證類型	Date of Issue (Year/Month) 頒發日期(年/月)	Issuing Unit/Organisation 發出單位/機構
51	Oeko-Tex Standard 100 Certificate SH015 208514 Oeko-Tex標準100證書SH015 208514	Certification 認證	2025/09	TESTEX AG, Swiss Textile Testing Institute TESTEX AG, 瑞士紡織檢定所 <sup>#</sup>
52	Oeko-Tex Standard 100 Certificate SH015 144422 Oeko-Tex標準100證書SH015 144422	Certification 認證	2025/09	TESTEX AG, Swiss Textile Testing Institute TESTEX AG, 瑞士紡織檢定所 <sup>#</sup>
53	Higg VFEM-Verification Certificate Higg現場驗證證書	Certification 認證	2025/04	Cascale (formerly Sustainable Apparel Coalition) 卡斯卡萊 (原稱可持續服裝聯盟)
54	ISO 90001 Quality Management Certificate ISO 90001品質管理系統證書	Certification 認證	2025/06	ZJQC 北京中經科環品質認證有限公司
55	OCCUPATIONAL HEALTH AND SAFETY MANAGEMENT SYSTEM CERTIFICATION 職業健康安全體系ISO 45001證書	Certification 認證	2025/06	ZJQC 北京中經科環品質認證有限公司

**AWARDS & CERTIFICATIONS (continued)**  
**獎項及認證(續)**



Number 編號	Name of Award/Certification 獎項/認證名稱	Type of Award/ Certification 獎項/認證類型	Date of Issue (Year/Month) 頒發日期(年/月)	Issuing Unit/Organisation 發出單位/機構
56	Supplier to Zero Certificate 零碳認證供應商	Certification 認證	2025/06	Zero Discharge of Hazardous Chemicals (ZDHC) 危險化學品零排放組織
57	Higg FSLM (SELF ASSESSMENT) Certificate Higg FSLM自我評估證書	Certification 認證	2025/06	Cascale (formerly Sustainable Apparel Coalition) 卡斯卡萊(原稱可持續服裝聯 盟)
58	Worldly Higg VFSLM (Verified Module) Certificate Higg VFSLP現場驗證證書	Certification 認證	2025/08	Cascale (formerly Sustainable Apparel Coalition) 卡斯卡萊(原稱可持續服裝聯 盟)
59	比對測試憑證(物理性能實驗室間比對測試)	Certification 認證	2025/06	中聯品檢(北京)技術集團有限 公司
60	比對測試憑證(化學及色牢度性能實驗室間比對 測試)	Certification 認證	2025/12	中聯品檢(北京)技術集團有限 公司

**AWARDS & CERTIFICATIONS (continued)****獎項及認證 (續)**

<b>Number 編號</b>	<b>Name of Award/Certification 獎項／認證名稱</b>	<b>Type of Award/ Certification 獎項／認證類型</b>	<b>Date of Issue (Year/Month) 頒發日期(年/月)</b>	<b>Issuing Unit/Organisation 發出單位／機構</b>
61	BVE3-Chemical InCheck	Certification 認證	Every Month	Bureau Veritas 必維
62	BVE3-Chemical Technical Report	Certification 認證	Every Month	Bureau Veritas 必維
63	Smeta 2P-ZAA600102085	Certification 認證	2025/12	BENCHMARKS HONG KONG 臻力行有限公司
64	SLCP-Social & Labor Convergence Program (Verified Module)	Certification 認證	2025/06	BENCHMARKS HONG KONG 臻力行有限公司
65	IPE Roadmap	Certification 認證	Always Open	Institute of Public and Environmental Affairs
66	ZDHC (Zero Discharge of Hazardous Chemicals) WWSG V2.2 (SHAT08501468)	Certification 認證	2025/09	Intertek Testing Services NA, Inc 天祥檢驗服務有限公司
67	OEKO-TEX Standard 100 (ANNX 4 Class 1) Oeko-Tex標準100證書 (ANNX 4 Class 1)	Certification 認證	2025/09	TESTEX AG, Swiss Textile Testing Institute TESTEX AG, 瑞士紡織檢定所#
68	OEKO-TEX Standard 100 (Recycled) (ANNX 4 Class 1) Oeko-Tex標準100證書 (Recycled) (ANNX 4 Class 1)	Certification 認證	2025/09	TESTEX AG, Swiss Textile Testing Institute TESTEX AG, 瑞士紡織檢定所#
69	中國針織產品流行趨勢 (2025、2026)	Award 獎項	2025/09	中國針織工業協會
70	中國紡織工業聯合會科學技術獎科技進步 二等獎	Award 獎項	2025/11	中國紡織工業聯合會
71	中國針織工業協會第八屆理事會副會長單位	Award 獎項	2025/11	中國針織工業協會
70	中國紡織工業聯合會科學技術獎科技進步 二等獎	Award 獎項	2025/11	中國紡織工業聯合會
71	中國針織工業協會第八屆理事會副會長單位	Award 獎項	2025/11	中國針織工業協會

\* English names are only translation of their official Chinese names. In case of inconsistencies, the Chinese name shall prevail.  
英文名稱僅為官方中文名稱之譯文。倘有歧異，概以中文名稱為準。

# Chinese names are only translation of their official English names. In case of inconsistencies, the English name shall prevail.  
中文名稱僅為官方英文名稱之譯文。倘有歧異，概以英文名稱為準。

## CHAIRMAN'S STATEMENT 主席報告

Dear Shareholders,

On behalf of the board of directors of Fountain Set (Holdings) Limited (the "Company" or "we" or "our", and the "Board", respectively), I would like to present the audited consolidated results of the Company and its subsidiaries (the "Group" or the "Fountain Set Group") for the financial year ended 31 December 2025 ("2025"), and to provide you with an overview of the Group's strategy and business outlook.

### FINANCIAL AND BUSINESS REVIEW

#### 2025 Business Environment Analysis: Export Under Pressure, Insufficient Domestic Demand, Intensified Competition

In 2025, the international environment remained complex and volatile, with the momentum of global economic growth continuing to weaken. According to a report by the International Monetary Fund (IMF), the global economy growth is projected to decline from 3.6% at the end of 2024 to 3.2% at the end of 2025, reflecting a moderate slowdown that is expected to persist over the long term. This macroeconomic backdrop directly exerted significant impacts on the operations of relevant domestic enterprises, primarily manifested in heightened export pressures, insufficient domestic consumer demand, and operational challenges faced by enterprises.

The export sector faced a severe situation compounded by multiple pressures. Global economic weakness, the rise of trade protectionism, and frequent geopolitical conflicts had collectively led to a significant increase in export uncertainties. In the meanwhile, the exports market exhibited an unfavorable trend of "volume growth accompanied by price declines". Unit prices for knitted fabrics, apparel, and accessories all experienced varying degrees of decline. Impacted by U.S. reciprocal tariff policies, exports of knitted products from January to September 2025 decreased by 7.23% year-on-year. Notably, exports to the U.S. in September saw a further widening year-on-year decline to 16.39%.

The issue of insufficient domestic consumption demand remained equally prominent. China is currently at a critical and challenging stage in the transition between old and new growth drivers, marked by weak effective demand and household consumption capacity and willingness that still require further stimulation. The recovery in the consumer market has been weaker than expected, and its supportive role for related industries remains fragile. According to data from the National Bureau of Statistics, China's total retail sales of consumer goods reached 45.6 trillion yuan from January to November 2025, marking a year-on-year increase of 4%. However, the growth rate slowed by 0.3 percentage point as compared with the period of January to October.

致各股東：

本人謹代表福田實業(集團)有限公司董事會(分別指「本公司」或「我們」及「董事會」)謹此提呈本公司及其附屬公司(「集團」、「本集團」或「福田集團」)截至2025年12月31日止財政年度(「2025年」)經審核之綜合業績,並提供本集團策略及業務展望之概覽。

### 財務及業務回顧

#### 2025年經營形勢分析：出口承壓、內需不足、競爭加劇

2025年國際環境複雜多變,世界經濟增長動能持續減弱,根據國際貨幣基金組織(IMF)報告顯示,全球經濟增速從2024年末的3.6%下滑至2025年末的3.2%,呈溫和放緩趨勢且將長期延續。這一宏觀背景直接對國內相關企業經營帶來顯着影響,主要體現在出口壓力凸顯、國內消費需求不足以及企業經營面臨困境等方面。

出口端面臨多重壓力疊加的嚴峻局面。全球經濟疲軟、貿易保護主義抬頭以及地緣政治衝突頻發,共同導致出口不確定性大幅上升。同時,出口市場呈現「量增價跌」的不利態勢,針織織物、服裝及附件的單價均出現不同程度下滑;受美國對等關稅政策影響,2025年1-9月針織產品出口同比下降7.23%,其中9月對美出口同比降幅進一步擴大至16.39%。

國內消費需求不足的問題同樣突出。當前國內新舊動能轉換處於攻堅陣痛期,有效需求乏力,居民消費能力與意願仍待提振。消費市場復蘇力度弱於預期,對相關產業的支撐作用尚不穩固,根據國家統計局數據顯示,2025年1-11月我國社會消費品零售總額達45.6萬億元,同比增長4%,但增速較1-10月放緩0.3個百分點。

**CHAIRMAN'S STATEMENT (continued)****主席報告 (續)**

Despite the above challenges, the Group responded calmly, focusing on maintaining operational stability. The relevant period in the Financial Year 2025 recorded a significant increase in profit. Profit attributable to owners of the Company surged significantly from HK\$14.26 million in 2024 to approximately HK\$71.30 million in 2025.

The significant increase in the Group's profit was primarily attributable to:

1. Procurement and sales synergy: The Group actively consolidated market share, stabilized existing clients, expanded new customer bases, continuously reduced procurement costs for raw material, and enhanced overall business gross profit and profit contribution;
2. Enhanced cost control: Through the implementation of lean management practices, the Group improved product quality and production efficiency, reduced resource consumption, and maintained cost control throughout all stages of production;
3. Enhanced management and control: the Group continued to advance refined management practices, and expenses such as transportation costs and labor expenses had further decreased. The Group actively carried out inventory monitoring and accounts receivable collection, formulated reasonable procurement plans, and actively utilized long-standing inventory to accelerate cash flow.

The Group's revenue for the year ended 31 December 2025 amounted to HK\$4,136,716,000, representing a decrease of 6.5% from HK\$4,426,558,000 for the same period in 2024. This decline was primarily attributable to a slight reduction in export orders due to the impact of the U.S. tariff war. Despite the aforementioned operating environment, the Group has enhanced the competitiveness and added value of its products and strengthened cost control across the entire value chain. The Group's profit for the year increased significantly from approximately HK\$34.58 million in 2024 to approximately HK\$84.21 million in 2025. The gross profit margin also improved from 12.0% in 2024 to 13.5% in 2025.

We hereby extend our heartfelt gratitude to the Board for their outstanding leadership and to all employees for their dedicated efforts, which have made these achievements possible.

儘管如此，集團沉着應對，着眼於保持運營穩定。2025財政年度有關期間錄得盈利明顯升幅。本公司擁有人應佔盈利由2024年14.26百萬港元大幅上升至2025年盈利約71.30百萬港元，增長顯著。

本集團盈利明顯升幅主要歸因於：

1. 採購銷售協同：集團積極鞏固市場份額，穩定老客戶，開拓新客戶，不斷降低原材料等採購成本，提升總體業務毛利和利潤貢獻；
2. 強化成本管控：通過精益管理為抓手，集團提升產品質量和生產效率，降低工廠生產消耗，控制各環節生產成本；
3. 加強管理與控制：集團持續推動精細管理，運輸費用及人工費用等支出進一步下降；積極開展存貨監控和應收賬款回收工作，制定合理的採購計劃並積極化用長庫齡存貨，加快資金周轉。

集團截至2025年12月31日止年度之營業額為4,136,716,000港元，較2024年同期之4,426,558,000港元下跌6.5%，主要是受對美關稅戰影響，外銷訂單略有降低。儘管面對上述經營環境，集團通過提高產品競爭力和附加值，強化全價值鏈成本管控，是年度盈利仍由2024年約3,458萬港元顯著上升至2025年約8,421萬港元；毛利率亦由2024年之12.0%提升至2025年之13.5%。

在此，我們衷心感謝董事會之卓越領導及全體員工之努力付出，使上述佳績得以實現。

## CHAIRMAN'S STATEMENT (continued) 主席報告(續)

The Group successfully maintained stable operations, maintained a relatively low debt ratio, robust cash flow, and ample working capital. Benefiting from the accumulation of cash flows from operating activities and the recovery of land acquisition and demolition compensation funds in Jiangyin High-Tech Zone, as of 31 December 2025, the Group's cash and cash equivalent balance was HK\$1,547 million, representing an increase from HK\$1,295 million as of 31 December 2024.

These efforts underscore the Group's commitment to financial prudence and operational resilience amidst a challenging market landscape, ensuring stability and continued strength in its financial position.

### ENVIRONMENTAL, SOCIAL AND GOVERNANCE ("ESG") POLICIES AND PERFORMANCE

To fulfill the Group's commitment to sustainable development by reducing paper usage, the 2025 Environmental, Social, and Governance Report ("ESG Report") will be uploaded separately to The Stock Exchange of Hong Kong Limited and the Company's official website. This initiative fully embodies the Group's philosophy of continuously integrating environmental responsibility into daily operations.

The 2025 ESG Report comprehensively detailed the Group's performance and achievements across all ESG domains, highlighting areas of excellence while clearly outlining future improvement priorities. The Group is committed to driving growth through sustainable development and innovation, with this commitment benefiting not only our own business but also our upstream and downstream industrial chain partners.

Since establishing the "Sustainable Development and Enhancement Committee" (the "Committee") in 2016, the Group has been committed to advancing a unified vision for sustainable development. Comprising representatives from subsidiaries and cross-functional departments, the Committee plays a pivotal role in implementing sustainable development objectives. It actively encourages various business segments to deeply comprehend the implications of our sustainability initiatives, formulate ambitious targets, and navigate the challenges that arise in the achievement process.

我們成功地維持了穩定的運作，保持較低的負債比率、強勁的現金流量和充足的營運資金。得益於經營活動現金流積累以及江陰高新區征拆遷補償款回收，截至2025年12月31日，我們的現金及現金等價物餘額為15.47億港元，較2024年12月31日12.95億港元有所提升。

這些努力凸顯了集團在具有挑戰性的市場環境中堅持財務慎重和運營韌性的承諾，確保了財務狀況的穩定性和持續強勁性。

### 環境、社會及管治(「ESG」)政策及表現

為踐行本集團減少紙張使用之可持續發展承諾，2025年環境、社會及管治報告(「ESG報告」)將會分別上載於香港聯合交易所有限公司及本公司官方網站。此項舉措充分體現集團持續將環保責任融入日常營運之理念。

2025年ESG報告全面闡述集團在各ESG範疇之表現與成果，展示表現優異之領域，並明確未來持續改善方向。本集團致力以可持續發展及創新驅動增長，有關承諾不僅惠及自身業務，亦惠及上下游產業鏈合作夥伴。

自2016年設立「可持續發展及提升委員會」(「委員會」)以來，集團一直致力推動統一之可持續發展願景。委員會由各附屬公司及跨職能部門代表組成，於落實可持續發展目標方面擔當關鍵角色，積極推動各業務板塊深入了解可持續發展計劃之影響、制定進取目標，並應對實現目標過程中面臨之各項挑戰。

**CHAIRMAN'S STATEMENT (continued)****主席報告 (續)**

Key energy conservation and consumption reduction projects implemented in 2025 include:

- Shatin Lake Side's 2025 medium-pressure steam energy-saving retrofit fixed-type machine
- Yancheng Fuhui's 2025 medium-pressure steam DN300 main pipeline renovation
- Yancheng Fuhui's 2025 medium-pressure steam waste heat utilization retrofit (for use by the sorting department and dormitory)
- Ocean Lanka biomass boiler project

**Proactively Upgrading Environmental Protection Facilities**

- Oasis Company has successfully completed the noise control upgrade project at its facility boundary and obtained the wastewater discharge permit, providing a solid foundation for green operations throughout the year.

**Future ESG Plans:****1. Continuous Investment in Technology**

- Continuous investment in advanced technologies will help maintain high environmental standards.

**2. Pollution Control Measures**

- Installing additional equipment for pollution prevention and reduction remains our top priority.

**3. Education Initiatives**

- Regular seminars and training sessions for our staff to enhance environmental awareness and capabilities.

**4. Expert Consultation**

- By involving top-tier industry consultants, the Group ensures adherence to high standards and continuously improving our environmental measures.

These steps undoubtedly bolster green development, enhance social benefits, and elevate community satisfaction. It's inspiring to see such dedicated efforts towards sustainability and environmental responsibility.

2025年主要實施節能降耗項目包括：

- 沙田麗海2025年定型機中壓蒸汽節能改造
- 鹽城福匯2025年中壓蒸汽DN300主管道改造
- 鹽城福匯2025中壓蒸汽餘熱利用改造 (供整理部和宿舍使用)
- 海洋蘭卡生物質鍋爐項目

**積極升級環保設施**

- 綠洲公司成功完成了廠界噪聲治理升級改造項目，並順利取得了排污許可證，為全年的綠色運營提供了堅實保障。

**未來ESG計劃：****1. 持續投資技術**

- 持續投資先進技術將有助於保持高環保標準。

**2. 污染控制措施**

- 安裝額外設備用於污染預防和減少仍然是重中之重。

**3. 教育倡議**

- 為員工定期舉辦研討會和培訓課程，提高對環保的意識和能力。

**4. 專家諮詢**

- 與行業優質的顧問合作，確保遵守高標準，不斷改進環境措施。

這些步驟無疑促進了綠色發展，增強了社會效益，提升了地區滿意度。對可持續發展和環保責任的努力令人鼓舞。

**CHAIRMAN'S STATEMENT (continued)**  
**主席報告 (續)**

**LOOKING FORWARD**

According to the Global Economic Prospects Report recently released by the International Monetary Fund (IMF), global economic growth is projected to slow to 3.1% in 2026, representing a slight decline from 3.2% in 2025. This forecast reflects factors including China's slowing economic expansion, Europe's unstable energy supply, and currency volatility in emerging markets. Geopolitical risks remain the greatest uncertainty for the global economy in 2026: escalating conflicts in the Middle East, heightened US-China trade tensions, continued sanctions battle between Russia and Western countries, and further increases in oil and metal prices will all impact global supply chains and business investment confidence. The IMF warns that if geopolitical risks worsen further, global economic growth could be further revised down to 2.8%.

Although global inflationary pressures have gradually eased, diverging monetary policy stances among central banks could easily lead to increased volatility in financial markets. In particular, divergent interest rate decisions between the Federal Reserve and the European Central Bank could further impact cross-border capital flows and exchange rate stability. At the corporate level, multinational enterprises face dual pressures from rising raw material costs and labor shortages. Driven by supply chain restructuring and increased investment in automation, the technology and manufacturing sectors are expected to see 4.5% growth in capital expenditures in 2026, with profit margins being squeezed by rising costs.

In general, despite multiple challenges faced by the global economy in 2026, the IMF remains cautiously optimistic about the recovery of emerging markets. In particular, India and Southeast Asian countries are expected to become new engines of global economic growth, benefiting from demographic dividends and infrastructure investments.

Looking ahead to 2026, persistent uncertainties such as geopolitical conflicts, high inflation rates, and elevated interest rates will continue to weigh on the global economy. The resurgence of trade protectionism, adjustment of the U.S. tariff policies, and the Federal Reserve's pause in interest rate-cutting cycle have further intensified market concerns. Against this backdrop, while certain end markets for the Group may still face downward pressure, the Group remains confident in its operating results in 2026.

**展望**

據國際貨幣基金組織 (IMF) 最新《全球經濟展望報告》顯示，2026年全球經濟增長率預計放緩至3.1%，較2025年的3.2%小幅回落。這一判斷主要受中國經濟增速放緩、歐洲能源供應不穩及新興市場貨幣波動等因素影響。地緣政治風險仍是2026年全球經濟最大不確定性：中東衝突升級、中美貿易關係緊張、俄西方制裁博弈持續，將推高油價與金屬價格，衝擊全球供應鏈及企業投資信心。IMF警示，若地緣風險加劇，全球經濟增速或進一步下調至2.8%。

雖然當前全球通脹壓力雖逐步緩解，但各國央行貨幣政策節奏分化，易引發金融市場波動加劇。尤其美聯儲與歐洲央行利率決策存在分歧，將進一步影響跨境資本流動與匯率穩定。企業層面，跨國企業普遍面臨原材料成本上漲、勞動力短缺的雙重壓力。科技與製造行業受供應鏈重構、自動化投資加碼影響，預計2026年資本支出增長4.5%，盈利空間受到成本上漲擠壓。

總體而言，2026年全球經濟雖然面臨多重挑戰，但IMF仍對新興市場的復蘇抱持謹慎樂觀態度。特別是印度與東南亞國家，受惠於人口紅利與基礎建設投資，預計將成為全球經濟成長的新動力。

展望2026年，地緣政治衝突、高通脹、高利率等長期不確定性因素仍將持續擾動全球經濟，貿易保護主義抬頭、美國關稅政策調整、美聯儲降息進程暫緩，進一步加劇了市場擔憂。在此背景下，集團部分終端市場仍可能面臨下行壓力，但集團對2026年經營業績仍保持堅定信心。

**CHAIRMAN'S STATEMENT (continued)****主席報告 (續)****GROUP OPERATIONS AND DEVELOPMENT**

All staff members of the Group closely align with the Board's overall strategic direction and development objectives. Upholding the spirit of unity and pragmatic execution, they fully implement all work arrangements and steadily advance the Group's long-term strategic initiatives. The Group steadfastly upholds the core values of "diligence, frugality, sincerity, and integrity", vigorously promotes the corporate culture of "pursuing excellence and prioritizing performance", and embraces "professionalism, innovation, responsibility, and challenge" as the common behavioral principles for the team.

The Group adheres to the operational principles of "institutional management, resource optimization, and collaborative efforts", and is pursuing a strategy of "steady progress, reform, and innovation". We will continue to expand our market reach, actively pursue new orders, accelerate strategic implementation, and enhance efforts to improve product quality and core competitiveness.

The Group focuses on driving technological optimization and process upgrades, strengthening product research and development (R&D) and technological innovation; focusing on building a high-quality professional talent pool, comprehensively enhancing operational efficiency, and strictly controlling costs and expenses, striving to achieve steady improvement in operating results. Facing external challenges, we will view them as important opportunities for transformation and advancement, turning pressure into motivation and challenges into opportunities. With unwavering confidence and thorough preparation, we will navigate these complex and changing circumstances with steadfast determination and forge ahead against the odds.

**FINAL DIVIDEND**

After reviewing the financial report and cash flow situation of the Group, the Board has resolved to recommend the payment of a final dividend of HK5.70 cents per share (payout ratio: 97.93%) in respect of the year ended 31 December 2025 (2024: dividend of HK1.16 cents per share with a payout ratio of 100%). The Board has not recommended any special dividend for the year ended 31 December 2025 (2024: special dividend of HK4.34 cents per share, amounting to HK\$53,114,000). Subject to the approval of the shareholders of the Company (the "Shareholder(s)") at the annual general meeting of the Company to be held on Thursday, 4 June 2026, it is expected that the payment of the final dividend will be made on or about Monday, 29 June 2026 to Shareholders whose names appear on the register of members of the Company on Wednesday, 17 June 2026. Going forward in upcoming years, the Group expects to maintain a similar range of dividend payout ratio as our dividend policy so as to deliver stable and substantial investment returns to the Shareholders, subject to the dividend policy stated in this annual report.

**集團運作與發展**

集團全體員工緊密配合董事會的整體部署與發展目標，秉持精誠團結、務實執行的精神，全面落实各項工作安排，穩步推進集團長期戰略佈局。集團恪守「勤奮、節儉、誠信、正直」的核心價值觀，大力弘揚「追求極致、業績為先」的企業文化，並以「專業、創新、擔當、挑戰」作為團隊共同行為準則。

集團堅持「制度治企、開源節流、協同攻堅」的經營方針，貫徹「穩健中求進、改革中謀新」的整體戰略。我們將持續拓展市場版圖、積極爭取新增訂單、加快戰略落地節奏，並着力提升產品質量與核心競爭力。

集團將持續推進技術優化與流程升級，強化產品研發與技術創新；著力打造高素質專業化人才隊伍，全面提升運營效率、嚴控成本費用，全力推動經營業績穩步改善。面對外部挑戰，我們將視其為轉型與提升的重要機遇，化壓力為動力、變挑戰為機會，堅定信心、充分準備，在複雜變局中行穩致遠、逆勢奮進。

**末期股息**

在審視了集團的財務報告和現金流情況之後，董事會決議建議就截至2025年12月31日的年度支付每股5.70港仙的末期股息（派息比率：97.93%）（2024年：每股1.16港仙的股息，派息比率為100%）。董事會不建議派付任何截至2025年12月31日止年度之特別股息（2024年：特別股息每股4.34港仙，合共53,114,000港元）。預計將於2026年6月4日（星期四）舉行的公司股東週年大會上獲得本公司股東（「股東」）批准後，末期股息將於2026年6月29日（星期一）或其前後支付給2026年6月17日（星期三）出現在公司股東登記冊上的股東。展望未來數年，除受限於本年報之股息政策外，本集團期望能維持與派息政策類似的派息比率，以提供可觀投資回報予股東。

**CHAIRMAN'S STATEMENT (continued)**  
**主席報告(續)**

**CORPORATE GOVERNANCE**

The Group acknowledges the need and importance of corporate governance as one of the essential elements in enhancing shareholder value. The Group is devoted to improving its corporate governance policies in compliance with regulatory requirements and in accordance with international recommended practices. The Company has formed the audit committee (the "Audit Committee" or "AC"), remuneration committee (the "Remuneration Committee" or "RC") and nomination committee (the "Nomination Committee" or "NC") all at the Boards level to provide assistance, advice and recommendations on the relevant matters that aim to ensure protection of the interests of the Group and the Shareholders as a whole.

**APPRECIATION**

We extend our deepest gratitude for the invaluable guidance and professional counsel provided by our Board members to the Group over the years. Over the past year, despite numerous challenges, the Group has maintained steady progress thanks to the unwavering support and dedicated efforts of our Shareholders, valued customers, end-users, suppliers, business partners, and the entire Fountain Set Group. With a clear development vision, a customer-centric business philosophy and sustained operational momentum, the Group is confident in achieving even stronger performance by 2026.

**XI Qiang**  
*Chairman*

Hong Kong  
 19 March 2026

**企業管治**

集團確信企業治理為創造股東價值的重要元素之一，有其必要及重要意義。集團致力於改善其企業治理政策，以符合監管要求並遵循國際推薦實踐。公司已在董事會層面設立了審核委員會（「審核委員會」）、薪酬委員會（「薪酬委員會」）和提名委員會（「提名委員會」），以就相關事項上提供協助、建議和推薦，旨在確保保障集團和整體股東的利益。

**鳴謝**

我們由衷感謝我們尊敬的董事會成員所提供的卓越指導和睿智建言。在過去充滿挑戰的一年中，我們由衷感謝我們的股東、尊貴客戶、最終用家、供應商、商業合作夥伴以及整個福田實業集團全體全人的鼎力支持。憑藉我們堅定的願景、對客戶的專注以及持續的業務動力，我們對於在2026中實現改善的表現充滿信心。

**郝強**  
*主席*

香港  
 2026年3月19日

## MANAGEMENT DISCUSSION AND ANALYSIS

### 管理層討論與分析

#### BUSINESS REVIEW

The Group's core businesses primarily include the production and sale of dyed knitted fabrics and dyed yarns, as well as the manufacturing and sale of finished garments. Currently, the textile and apparel industry is facing an increasingly complex and challenging domestic and international environment: sluggish global economic recovery and rising geopolitical risks are hampering operational efficiency and supply chain coordination, leading to an overall weakening of external demand; the textile and apparel supply chain landscape is undergoing accelerated restructuring, with a trend toward regionalization and nearshoring. Due to the global recovery falling short of expectations and the ongoing impact of supply chain adjustments, downstream customers continue to reduce inventory levels. Although the pace has slowed compared to the same period last year, the intensity remains unchanged. Domestic consumer demand remains weak, particularly in the third and fourth quarters of 2025, with the recovery of consumer purchasing power in the textile and apparel sector lagging behind.

For the Financial Year 2025, our Group's profitability has significantly improved, primarily attributed to several key factors. First, we strengthened coordination and synergy across production, supply, sales, and R&D, precisely aligning with customer needs, and making every effort to seize market opportunities. With our accumulated technical R&D capabilities and fast responsiveness, we successfully secured high-quality orders from strategic clients; second, we fully implemented lean operational principles, strengthened cost control across the entire value chain, optimized production processes, advanced equipment upgrades and energy-saving initiatives, and made solid progress in reducing costs and improving efficiency, resulting in a significant year-on-year decrease in unit production costs; third, we remained committed to research and development and innovation, identified cutting-edge industry trends, engaged in in-depth collaboration with universities, overcame key technical challenges, and enhanced the value and functionality of our fabrics and garments, thereby continuously improving product competitiveness.

In 2025, the Group's sales in the U.S. and Japanese markets stabilized and rebounded, primarily due to a significant improvement in the business performance of key customers compared to the same period in 2024. Restored customer confidence and proactive restocking drove steady growth in the Group's order volume. In contrast, sales in the domestic market were relatively weak, affected by a slowdown in economic recovery and increasingly cautious consumer spending, with the overall pace of recovery lagging behind that of export markets.

As tariff policies continue to tighten across countries, the purchasing behavior of brand buyers and retailers has become increasingly volatile. Many buyers are wary of placing large, long-term orders and are instead seeking greater procurement flexibility. This shift has led the market to favor a supply model characterized by "small batches, diverse product varieties, high quality, and expedited delivery". Meanwhile, consumer demand in the apparel industry has evolved, with a greater emphasis on "personalization, functionality, and value for money". Compounded by the continued decline in factory-gate prices in the textile and apparel industry, price competition within the sector has intensified further.

#### 業務回顧

集團核心業務主要包括圓筒針織色布、色紗的生產與銷售，以及成衣製造與銷售。當前，紡織服裝行業正面臨日趨複雜嚴峻的內外環境：全球經濟復蘇乏力、地緣政治風險上升，拖累行業運行效率與供應鏈協同，導致外部需求整體走弱；紡織服裝供應鏈格局加速重構，呈現區域化、近岸化佈局趨勢。受全球復蘇不及預期與供應鏈調整持續影響，下游客戶去庫存進程仍在延續，雖較去年同期有所放緩，但力度不減。國內市場消費需求依然偏弱，2025年第三、四季度尤為明顯，紡織服裝領域居民購買力恢復相對滯後。

2025財政年度對於集團來說，利潤顯著好轉，主要歸因於幾個關鍵因素。第一，我們深化產供銷研協同聯動，精準對接客戶需求，全力搶抓市場機遇，憑藉多年積累的技術、研發能力和快速反應能力，成功獲取戰略性客戶優質訂單；第二，全面踐行精益運營理念，強化全價值鏈成本管控，優化生產工藝流程，推進設備技術改造和節能降耗，扎實推進降本增效，全年單位生產成本明顯下降；第三，堅持研發創新，捕捉發展前沿趨勢，與高校開展深度合作，攻克關鍵技術難題，賦予面料和成衣高附加值與功能性，不斷提升產品競爭力。

2025年，集團銷售在美國、日本市場實現企穩回升，主要得益於核心客戶經營表現較2024年同期明顯改善。客戶信心恢復、主動補庫，帶動集團訂單穩步增長。國內市場則受經濟復蘇放緩、居民消費趨於謹慎影響，銷售表現相對偏弱，整體恢復節奏慢於出口市場。

各國關稅政策持續升級，導致品牌採購方與零售商的採購行為趨於不穩定。不少採購商對大額長期訂貨心存顧慮，轉而追求更高的採購靈活性，這一轉變使得市場更偏好「小批量、多樣化、高質量、快交期」的供貨模式。與此同時，服裝行業消費需求也發生變化，更加注重「個性化、功能性與高性價比」。疊加紡織服裝行業出廠價格持續走低，行業價格競爭進一步加劇。

## MANAGEMENT DISCUSSION AND ANALYSIS (continued) 管理層討論與分析(續)

In response to an extraordinarily severe market situation and a complex, volatile operating environment, the Group adopted a series of decisive operating measures in 2025. These efforts were aimed at stabilizing operations and laying the groundwork for overcoming challenges and achieving recovery and growth in 2026.

### Key Tasks for 2025 - Secured Orders: Proactively Address Tariff Barriers to Drive Steady Performance Growth

#### *Profit Enhancement Behind Steady Growth*

The Group's revenue reached HK\$4.137 billion in 2025, representing a year-on-year decrease of 6.5%. However, profit for the year reached HK\$84.21 million, representing a year-on-year increase of 143.5%. Overall profitability remained stable, benefiting from the sales team's optimization of customer structure and market strategy.

#### *Flexible Response Measures Under External Pressure*

The sales team secured orders by strengthening communication with key accounts, shortening quotation cycles, and optimizing payment terms. They closely monitored developments in European and American "reciprocal tariff" policies and implemented differentiated pricing strategies to effectively mitigate external impacts.

#### *Strengthening Strategic Synergy Amid Market Challenges*

In the face of adverse factors such as the U.S. government shutdown, inflation, and tariff hikes, the team strengthened strategic collaboration with core clients and flexibly adjusted supply chain arrangements to ensure the achievement of annual performance targets and consolidate market competitiveness.

### Key Tasks for 2025 - Cost Control: Promote Lean Improvement Across All Employees and Deepen Meticulous Cost Management

#### *Lean Improvement and Quality Control*

Advance lean improvement across all employees through a closed-loop management system encompassing proposal submission, project initiation, execution tracking, and review. Implement quality accountability by decomposing objectives throughout the entire process.

#### *Production Efficiency and On-Site Management*

Focus on enhancing production efficiency, and strengthening production equipment and on-site management. Monitor daily repair rates and conduct monthly assessments of losses, leaks, spills, and costs across all operational segments.

鑒於極端嚴峻的市場環境和複雜多變的營運環境，集團在2025年果斷採取了一系列經營措施。這些努力旨在穩定營運並奠定克服挑戰、實現2026年復蘇和增長的基礎。

### 2025年重點工作情況—穩定單：積極應對關稅壁壘，推動業績穩健增長

#### *穩健增長背後的盈利提升*

集團2025年營業額41.37億港元，同比減少6.5%，但是年度盈利達8,421萬港元，同比增長143.5%，整體盈利能力保持穩定，得益於營業團隊優化客戶結構與市場策略。

#### *外部壓力下的靈活應對措施*

營業團隊通過加強大客戶溝通、縮短報價週期、優化付款條件等方式穩訂單，並密切關注歐美「對等關稅」政策動向，制定差異化報價策略，有效降低外部衝擊。

#### *市場挑戰中的戰略協同強化*

面對美國政府停擺、通貨膨脹及關稅上調等不利因素，團隊增強與核心客戶的戰略協同，靈活調整供應鏈安排，確保年度業績目標達成並鞏固市場競爭力。

### 2025年重點工作情況—控成本：推進全員精益改善，深化成本精細管控

#### *精益改善與質量管理*

按照提案、立項、執行跟蹤、複盤的閉環管理體系，推進全員精益改善，全流程目標分解落實質量責任。

#### *生產效率與現場管理*

專注提升生產效率，加強生產設備和現場管理，每日監控回修率，按月考核損耗、跑冒滴漏和各環節成本費用。

## MANAGEMENT DISCUSSION AND ANALYSIS (continued)

### 管理層討論與分析 (續)

#### Key Tasks for 2025 - Enhanced Procurement: Building a Diversified Supply System to Effectively Mitigate Procurement Risks

##### *Diversified supply systems mitigate risks*

- Systematically reduce reliance on single sources and mitigate geopolitical risks through a strategy of deepening partnerships with domestic premium suppliers while expanding new overseas channels.
- Advance joint development initiatives with domestic suppliers; conduct overseas yarn trials and explore cooperation models with international agents.

##### *Optimization of Dye Procurement and Digital Infrastructure Development*

- Proactively follow up on reactive black dye comparative testing and price negotiations to reduce procurement costs.
- Simultaneously advance SRM system development to establish a foundation for achieving full-lifecycle supplier management, intelligent price comparison, and risk early warning.

##### *Continuous optimization of inventory structure*

- Inventory structure and order demand alignment are continuously optimized, effectively reducing capital occupation risks.

#### Key Tasks for 2025 - Strengthen R&D: Steadily advance fabric research and development, and systematically conduct technical exchanges

##### *Fabric Process R&D Achievements*

The Group has established a professional R&D management system and framework to systematically advance research and development activities. By enhancing capabilities in developing and sampling new fiber and functional fabric products, customer service standards have been significantly elevated. Continuous efforts are made to improve the performance and functionality of traditional pure cotton fabrics while expanding the characteristics of new fiber products, thereby strengthening research and development for innovative new fabrics.

2025年重點工作情況－優採購：構建多元供應體系，有效降低採購風險

##### *多元供應體系降低風險*

- 通過「國內優質供應商深耕+海外新渠道拓展」策略，系統性降低單一來源依賴與地緣政治風險。
- 國內對接供應商推進聯合開發；海外試紗並與國際代理商探討合作模式。

##### *染料採購優化與信息化建設*

- 積極跟進活性黑染料對比測試及議價談判，降低採購成本。
- 同步推進SRM系統建設，為實現供應商全生命週期管理、智能比價與風險預警奠定基礎。

##### *庫存結構持續優化*

- 庫存結構與訂單需求匹配度持續優化，有效降低資金佔用風險。

2025年重點工作情況－強研發：穩步推進面料研發，有序開展技術交流

##### *面料工藝研發成果*

集團建立了專業的研發管理系統和框架，系統性地推進研究和開發工作。通過增強對新纖維和功能性面料產品的研發和取樣能力，顯著提升客戶服務水平。持續改進傳統純棉面料的性能和功能，同時擴展新纖維產品的特性，加強對新面料創新的研究和開發工作。

## MANAGEMENT DISCUSSION AND ANALYSIS (continued) 管理層討論與分析(續)

### Key Tasks for 2025 - Digital Transformation: Advance smart factory construction and establish Yancheng's "benchmark enterprises"

#### Smart Technology Upgrade Projects Advance Across the Board

Through investments in smart factory construction, the Company has elevated its production automation standards. Automated feeding systems and related engineering projects have been implemented at the Dongguan Shatin Lake Side Textiles Printing and Dyeing Co., Ltd., Ocean Lanka (Private) Limited, and Yancheng Fuhui Textiles Limited factories, establishing exemplary models for the industry's intelligent transformation.

#### Strategic Partnerships Drive Technological Innovation

The Group has established strategic collaborations with companies including Hondak Zhihui (宏大智慧) and Shanghai Cathay Biotech (上海凱賽生物), covering areas such as smart equipment upgrades and bio-based nylon applications. Through deep cooperation with Yancheng Institute of Technology, the Group has overcome critical technological challenges, accumulating valuable practical experience for the industry.

#### Information System Development Empowers Production Optimization

Factories are focusing on smart upgrades for core scenarios, including intelligent energy and carbon systems, as well as MES+ functional expansions. Yancheng Fuhui Textiles Limited's digitalized smart system for printing and finishing, developed in collaboration with industry partners, has been awarded the Second Prize of the China National Textile and Apparel Council Science and Technology Award.

#### Industry Exchange Captures Cutting-Edge Trends

Actively participating in knitting and dyeing technology conferences and fabric exhibitions, we engage in discussions on topics such as quick-drying cotton fabrics and cooling agent development. This enables us to precisely capture industry dynamics, providing robust support for iterative product upgrades.

### Key Tasks for 2025 – System Optimization: Implement shared financial infrastructure and accelerate the integration of business and finance functions

- Complete the review and confirmation of core business scenarios for shared financial services in 2025, establishing a clear framework for system implementation.
- At the foundational level, standardization of the chart of accounts is progressing systematically to establish a unified language for data integration and management analysis.

### 2025重點工作情況—數智化：開展智能工廠建設，打造鹽城「標杆企業」

#### 智能化技改項目全面推進

公司通過智能工廠投資建設，提升生產自動化水平。東莞沙田麗海紡織印染有限公司、海洋蘭卡(私人)有限公司及鹽城福匯紡織有限公司工廠分別實施自動加料系統及相關工程，為行業智能化轉型提供示範案例。

#### 戰略合作推動技術創新

集團與宏大智慧、上海凱賽生物等企業達成戰略合作，覆蓋智能裝備升級、生物基尼龍應用等方向，並與鹽城工學院深度合作，攻克關鍵技術難題，為行業積累寶貴實踐經驗。

#### 信息系統建設賦能生產優化

各工廠聚焦核心場景智能升級，包括智慧能碳系統、MES+功能擴展等。鹽城福匯紡織有限公司聯合行業夥伴開發的印染定型數字化智慧系統榮獲中國紡織工業聯合會科學技術獎二等獎。

#### 行業交流捕捉前沿趨勢

積極參與針織印染技術交流會及面料展會，圍繞棉速乾面料、涼感助劑開發等課題展開探討，精準獲取行業動態，為產品迭代升級提供有力支撐。

### 2025年重點工作情況—優系統：落實財務共享建設，加速推進業財融合

- 完成2025年財務共享核心業務場景梳理與確認工作，為系統落地奠定了清晰框架。
- 在基礎構建層面，科目體系標準化工作正在有序推進，為數據貫通與管理分析提供統一語言。

**MANAGEMENT DISCUSSION AND ANALYSIS (continued)****管理層討論與分析 (續)**

– Meanwhile, the Company intends to leverage this foundation to actively break down data silos between business and financial systems, focusing on promoting data connectivity and process integration between front-end operations and back-end finance, thereby providing more timely and accurate business-finance information support for management decision-making.

**Key Tasks for 2025 - Environmental Protection: Strengthen Environmental Management to Achieve Green Development**

The Group adheres to the philosophy of “life above all safety first”, conducting comprehensive inspections of production safety, implementing closed-loop rectification of hazards, reinforcing safety responsibilities, and fortifying safety defenses. We strive to ensure top-tier environmental performance, promoting the implementation of safety, environmental, and energy conservation initiatives, and have repeatedly earned certifications and honors at all levels.

– 同時，公司擬以此為依託，積極打通業務與財務系統間的數據壁壘，着力推動業務前端與財務後端的數據聯通與流程貫通，為管理決策提供了更及時、準確的業財信息支撐。

**2025年重點工作情況－保安環：狠抓環保管理，實現綠色發展**

集團堅守「生命至上，安全第一」的理念，全面排查生產安全，閉環整改隱患，壓實安全責任，築牢安全防線。力保環保全優，推進實施安環節能項目，屢獲各級認證榮譽。

**MANAGEMENT DISCUSSION AND ANALYSIS (continued)**  
**管理層討論與分析(續)**

**FINANCIAL REVIEW**

The key operating and financial indicators of the Group for the year ended 31 December 2025 are set out below:

**財務回顧**

本集團截至2025年12月31日止年度之主要經營及財務指標呈列如下：

		2025	2024
<b>Statement of Profit or Loss Items</b>	<b>損益表項目</b>		
(All amounts in HK\$ thousands unless otherwise stated)	(除特別註明外所有金額均以千港元列示)		
Revenue	營業額	<b>4,136,716</b>	4,426,558
Gross profit	毛利	<b>559,398</b>	529,411
EBITDA*	息稅折舊及攤銷前利潤	<b>362,021</b>	273,983
Profit for the year	是年度盈利	<b>84,209</b>	34,577
Profit attributable to owners of the Company	本公司擁有人應佔盈利	<b>71,302</b>	14,262
Basic earnings per share (HK cents)	每股基本盈利(港仙)	<b>5.8</b>	1.2
<b>Key Financial Ratios</b>	<b>主要財務比率</b>		
<b>Profitability ratios</b>	<b>盈利能力比率</b>		
Gross profit margin (%)	毛利率(%)	<b>13.5%</b>	12.0%
EBITDA* margin (%)	息稅折舊及攤銷前利潤率(%)	<b>8.8%</b>	6.2%
<b>Expenses as a % of revenue</b>	<b>開支佔營業額比率</b>		
Distribution and selling expenses	分銷及銷售費用	<b>1.5%</b>	2.1%
Administrative expenses	行政費用	<b>9.9%</b>	9.2%
Finance costs	融資成本	<b>0.2%</b>	0.3%
<b>Asset efficiency</b>	<b>資產效率</b>		
Inventory turnover period (days)	存貨周轉期(日)	<b>72</b>	74
Trade and bills receivables turnover period (days)	營業及票據應收款項周轉期(日)	<b>62</b>	66
Trade and bills payables turnover period (days)	營業及票據應付款項周轉期(日)	<b>45</b>	53

\*EBITDA means earnings before interest, tax, depreciation and amortisation.

\*EBITDA解釋為息稅折舊及攤銷前利潤。

## MANAGEMENT DISCUSSION AND ANALYSIS (continued)

### 管理層討論與分析 (續)

		At 31 December 於12月31日 2025	At 31 December 於12月31日 2024
<b>Asset ratios</b>	<b>資產比率</b>		
Current ratio <sup>#</sup>	流動比率 <sup>#</sup>	<b>3.7</b>	3.2
Net debt/EBITDA ratio	淨債務／息稅折舊及攤銷前利潤率	<b>(4.3)</b>	(4.6)
<b>Gearing ratio</b>	<b>資本負債比率</b>		
Total liabilities/Equity attributable to owners of the Company	負債總額／本公司擁有人應佔權益	<b>0.3</b>	0.4

<sup>#</sup> Current ratio is calculated by dividing current assets by current liabilities.

<sup>#</sup> 流動比率的計算方法是將流動資產除以流動負債。

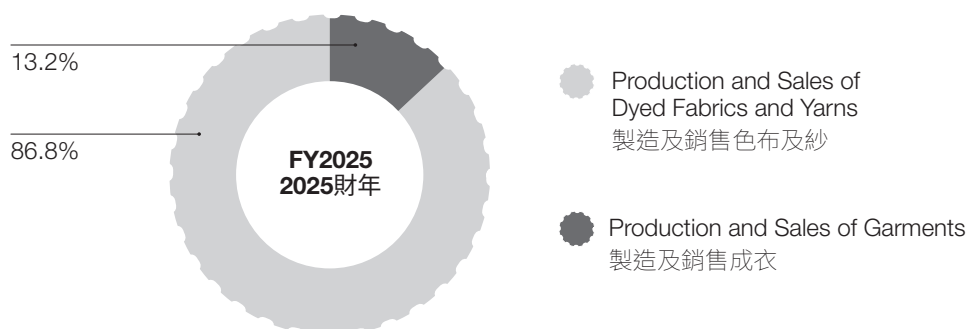
### Revenue

The Group's revenue for the year ended 31 December 2025 amounted to approximately HK\$4,136,716,000 (2024: HK\$4,426,558,000).

### 營業額

集團截至2025年12月31日止年度的營業額約為4,136,716,000港元(2024年: 4,426,558,000港元)。

### Revenue by business segments



For the year under review, the Group's core business, production and sales of dyed fabrics and yarns, generated revenue of approximately HK\$3,590,033,000 (2024: HK\$3,793,728,000), which accounted for 86.8% (2024: 85.7%) of the Group's total revenue. Revenue from production and sales of garments was approximately HK\$546,683,000 (2024: HK\$632,830,000), which accounted for 13.2% (2024: 14.3%) of the Group's total revenue.

於回顧年度，集團核心業務－製造及銷售色布及紗的營業額約為3,590,033,000港元(2024年: 3,793,728,000港元)，佔集團營業額總值的86.8%(2024年: 85.7%)。製造及銷售成衣的營業額約為546,683,000港元(2024年: 632,830,000港元)，佔集團營業額總值的13.2%(2024年: 14.3%)。

**MANAGEMENT DISCUSSION AND ANALYSIS (continued)**  
**管理層討論與分析(續)**

**Cost of Sales and Gross Profit**

For the year ended 31 December 2025, overall cost of sales of the Group amounted to approximately HK\$3,577,318,000 (2024: HK\$3,897,147,000) and overall gross profit margin was 13.5% (2024: 12.0%).

During the year under review, the Group's revenue decreased by 6.5% compared with that of the previous year, which was mainly due to the decrease in sales volume of fabric by approximately 7.6%. Compared with the same period last year, the decrease in percentage of revenue was smaller than the decrease in percentage of production cost, which led to the increase in gross profit margin.

**Distribution and Selling Expenses**

For the year ended 31 December 2025, the Group's overall distribution and selling expenses amounted to approximately HK\$63,666,000 (2024: HK\$92,602,000), which accounted for 1.5% (2024: 2.1%) of the Group's total revenue.

**Administrative Expenses**

For the year ended 31 December 2025, the Group's overall administrative expenses amounted to approximately HK\$408,528,000 (2024: HK\$407,576,000), which accounted for 9.9% (2024: 9.2%) of the Group's total revenue.

**Earnings before Interest, Tax, Depreciation and Amortisation (EBITDA)**

For the year ended 31 December 2025, the Group's EBITDA amounted to approximately HK\$362,021,000 (2024: HK\$273,983,000) and the EBITDA margin was 8.8% (2024: 6.2%).

**Finance Costs**

For the year ended 31 December 2025, the Group's finance costs amounted to approximately HK\$9,386,000 (2024: HK\$13,126,000), representing 0.2% (2024: 0.3%) of the Group's total revenue.

**銷售成本及毛利**

集團截至2025年12月31日止年度之整體銷售成本約為3,577,318,000港元(2024年: 3,897,147,000港元), 整體毛利率為13.5%(2024年: 12.0%)。

於回顧年內, 本集團的營業額下跌6.5%, 主要是由於面料銷售量下跌約7.6%。與去年同期相比, 營業額的下跌幅度小於生產成本的下跌幅度, 引致毛利率增加。

**分銷及銷售費用**

集團截至2025年12月31日止年度之整體分銷及銷售費用約為63,666,000港元(2024年: 92,602,000港元), 佔集團營業額總值的1.5%(2024年: 2.1%)。

**行政費用**

集團截至2025年12月31日止年度之整體行政費用約為408,528,000港元(2024年: 407,576,000港元), 佔集團營業額總值的9.9%(2024年: 9.2%)。

**息稅折舊及攤銷前利潤(EBITDA)**

集團截至2025年12月31日止年度之息稅折舊及攤銷前利潤約為362,021,000港元(2024年: 273,983,000港元), 息稅折舊及攤銷前利潤率為8.8%(2024年: 6.2%)。

**融資成本**

集團截至2025年12月31日止年度之融資成本約為9,386,000港元(2024年: 13,126,000港元), 佔集團營業額總值的0.2%(2024年: 0.3%)。

## MANAGEMENT DISCUSSION AND ANALYSIS (continued)

### 管理層討論與分析 (續)

#### Capital Expenditure

During the year under review, the Group invested approximately HK\$106,750,000 (2024: HK\$174,737,000) in additions of property, plant and equipment. The Group's commitments primarily relate to the acquisition of property, plant and equipment. As at 31 December 2025, the Group had contracted capital commitments of approximately HK\$20,136,000 (31 December 2024: HK\$29,538,000) in relation to the acquisition of property, plant and equipment.

#### Income Tax Expense

For the year ended 31 December 2025, income tax expense of the Group amounted to approximately HK\$18,681,000 (2024: HK\$42,483,000).

#### Profit Attributable to Owners of the Company

For the year ended 31 December 2025, profit attributable to owners of the Company was approximately HK\$71,302,000 (2024: HK\$14,262,000) and the corresponding profit margin was 1.7% (2024: 0.3%).

#### Inventories

As at 31 December 2025, the Group's inventories amounted to approximately HK\$701,366,000 (31 December 2024: HK\$784,735,000). The inventory turnover period was 72 days, a decrease of 2 days compared with 74 days in 2024.

#### Trade and Bills Receivables

As at 31 December 2025, the Group's trade and bills receivables amounted to approximately HK\$701,480,000 (31 December 2024: HK\$802,069,000). Trade and bills receivables turnover period was 62 days, a decrease of 4 days compared with 66 days in 2024.

#### Trade and Bills Payables

As at 31 December 2025, the Group's trade and bills payables amounted to approximately HK\$439,461,000 (31 December 2024: HK\$562,544,000). Trade and bills payables turnover period was 45 days, a decrease of 8 days compared with 53 days in 2024.

#### 資本開支

於回顧年內，集團已投資約106,750,000港元（2024年：174,737,000港元）以增加物業、機器及設備。集團的資本承擔主要涉及購買物業、機器及設備。於2025年12月31日，集團有關購買物業、機器及備的已簽約資本承擔約為20,136,000港元（2024年12月31日：29,538,000港元）。

#### 所得稅支出

集團截至2025年12月31日止年度之所得稅支出約為18,681,000港元（2024年：42,483,000港元）。

#### 本公司擁有人應佔盈利

集團截至2025年12月31日止年度之本公司擁有人應佔盈利約為71,302,000港元（2024年：14,262,000港元），其相關盈利率為1.7%（2024年：0.3%）。

#### 存貨

集團於2025年12月31日之存貨約為701,366,000港元（2024年12月31日：784,735,000港元）。存貨周轉期為72天，與2024年74天相比減少2天。

#### 營業及票據應收款項

集團於2025年12月31日之營業及票據應收款項約為701,480,000港元（2024年12月31日：802,069,000港元）。營業及票據應收款項周轉期為62天，與2024年66天相比減少4天。

#### 營業及票據應付款項

集團於2025年12月31日之營業及票據應付款項約為439,461,000港元（2024年12月31日：562,544,000港元）。營業及票據應付款項周轉期為45天，與2024年53天相比減少8天。

**MANAGEMENT DISCUSSION AND ANALYSIS (continued)**  
**管理層討論與分析 (續)**

**Liquidity and Financial Resources**

As at 31 December 2025, the Group's net assets amounted to approximately HK\$3,482,082,000 (31 December 2024: HK\$3,455,773,000). The key figures of the Group's financial position were as follows:

**資金流動性及財政資源**

於2025年12月31日，集團資產淨值約為3,482,082,000港元（2024年12月31日：3,455,773,000港元）。集團財務狀況的主要資料如下：

		<b>At 31 December</b> 於12月31日 <b>2025</b> <i>HK\$'000千港元</i>	At 31 December 於12月31日 2024 <i>HK\$'000千港元</i>
Non-current assets	非流動資產	<b>1,446,389</b>	1,518,322
Current assets	流動資產	<b>3,078,700</b>	3,096,296
<b>Total assets</b>	<b>資產總值</b>	<b>4,525,089</b>	4,614,618
Current liabilities	流動負債	<b>827,333</b>	972,989
Non-current liabilities	非流動負債	<b>215,674</b>	185,856
<b>Total liabilities</b>	<b>負債總值</b>	<b>1,043,007</b>	1,158,845
<b>Net assets</b>	<b>資產淨值</b>	<b>3,482,082</b>	3,455,773

The Group met its funding requirements in its usual course of operation by cash flows from operations, as well as long-term and short-term bank borrowings. Capital expenditure was mainly financed by long-term bank borrowings.

集團以營運所得現金流量及銀行的長短期貸款應付日常資金需要，而資本開支則主要由長期銀行貸款撥付。

## MANAGEMENT DISCUSSION AND ANALYSIS (continued)

### 管理層討論與分析 (續)

As at 31 December 2025, the principal financial covenant figures/ratios (according to the definitions of the Group's principal banks) were as follows:

於2025年12月31日，主要的財務契約數據／比率（根據本集團主要往來銀行的定義）如下：

		At 31 December 於12月31日 2025	At 31 December 於12月31日 2024
Consolidated tangible net worth	綜合淨有形資產	<b>HK\$3,118,785,000</b>	HK\$3,118,670,000
Consolidated total bank debt to consolidated tangible net worth	綜合總銀行負債對 綜合淨有形資產比例	<b>0.0</b>	0.0
Consolidated EBITDA to consolidated interest expense	綜合息稅折舊及攤銷前利潤對 綜合利息支出比例	<b>38.6</b>	20.9
Consolidated current assets to consolidated current liabilities	綜合流動資產對 綜合流動負債比例	<b>3.7</b>	3.2
Consolidated capital expenditure	綜合資本開支	<b>HK\$106,750,000</b>	HK\$174,737,000

During the years ended 31 December 2025 and 2024, the Group had complied with all covenant ratios and undertakings.

於截至2025年及2024年12月31日止年度內，本集團已遵守所有契約比率及承諾。

### Risk Management

The Group follows a stringent and prudent risk management policy to manage foreign exchange and interest rate risks.

### 風險管理

集團會依據嚴格及審慎的風險管理政策應對外匯及利率風險。

The sale and the purchase of raw materials of the Group were mainly denominated in HKD, USD and RMB. Since the Group mainly carries out production in China, we are exposed to foreign exchange risk arising from RMB exposure. The Group has been closely monitoring the exchange rate fluctuation for USD and RMB and will continue to monitor the trend of the exchange rate and adopt appropriate measures in order to mitigate the foreign currency risk in a cautious manner.

集團之銷售和原料採購以港元、美元及人民幣為主。而集團主要的生產基地位於中國，故涉及人民幣所產生之外匯風險。集團一直密切留意美元及人民幣匯率的變動，會採取謹慎的方法，適時審視匯率的走勢，安排合適的措施以減低外匯風險。

In addition, bank borrowings of the Group were denominated in HKD and interests were mainly charged on a floating rate basis. The average effective interest rate of bank borrowings of the Group was 3.14% per annum (2024: 6.24% per annum) for the year ended 31 December 2025 and the bank borrowings have been repaid (2024: repay within one year). All bank borrowings were unsecured for the years ended 31 December 2025 and 31 December 2024. The Group will continue to monitor the interest rates fluctuation in the market and will adopt appropriate measures to minimise the interest rate risk.

此外，集團的銀行借貸以港元為單位，利息主要以浮動利率計算。本集團銀行借貸之平均實際年利率3.14%（2024年：6.24%），及銀行借貸已還清（2024年：一年內償還）。截至2025年12月31日及2024年12月31日止年度，所有銀行借貸均為無抵押。本集團將繼續留意市場的利率波動，並安排合適的措施以減低利率風險。

## MANAGEMENT DISCUSSION AND ANALYSIS (continued) 管理層討論與分析(續)

### EMPLOYEES AND REMUNERATION POLICIES

As at 31 December 2025, the Group had approximately 5,600 (2024: 5,500) full-time employees. The Group will continue to implement streamlined production so as to further minimise its labour cost. The Group's emolument policies are formulated based on the performance of individual employee and the salary trends in various regions, which are reviewed regularly. The Group may, subject to the profitability, distribute a discretionary bonus to its employees as an incentive for their contribution to the Group.

The Company also provides regular training courses and subsidies for continuing education so as to improve the skills of its employees with respect to production, selling and management.

### STAKEHOLDERS' ENGAGEMENT

We obtain and understand the views of our stakeholders regularly. This communication provides valuable feedback for our business and assists us to understand stakeholders' needs and assess the best way to leverage our resources and expertise to contribute to future business and community development.

Across the supply chain, we have taken steps throughout the Financial Year 2025 to ensure that we operate responsibly and in the interests of our customers, workforce, suppliers and other stakeholders.

Employees perform management, administration and human resources, operation, finance and investors relation functions respectively. The Group determines the remuneration of its employees by reference to the market salary of their individual experience and performance. The Group will continue to improve and upgrade their management and professional skills. None of the Group's employees is represented by any collective bargaining agreement or labour union. The Group has not experienced any significant problem with its employees or disruption to its operations due to labour dispute, nor has the Group experienced any difficulties in the recruitment and retention of experienced staff.

### 僱員及酬金政策

本集團於2025年12月31日之全職僱員人數約為5,600人(2024年: 5,500人)。本集團將繼續實施精簡生產, 以盡量減少勞動力成本。本集團的酬金政策是根據個別僱員的工作表現及各地區薪酬趨勢而制定並定期作出檢討。本集團亦會因應盈利情況, 酌情發放花紅予僱員以鼓勵他們對本集團之貢獻。

本集團亦會提供定期培訓課程及資助進修計劃, 以提高僱員之生產、銷售及管理技能。

### 權益人參與

我們定期搜集及了解權益人的意見。這種溝通為我們的業務提供了寶貴的反饋意見, 並有助我們了解權益人的需求, 並評估最佳利用資源和專業知識的方法, 以促進未來業務和社區的發展。

在整個供應鏈中, 我們於整個2025財政年度已採取措施確保我們以負責任的態度經營業務, 並符合我們客戶、員工、供應商和其他權益人的利益。

本集團僱員分別履行管理、行政及人力資源、營運、財務及投資者關係職能。本集團參考僱員個人經驗及表現的市場薪金來釐定其薪酬。本集團將繼續改善及提升其管理及專業技巧。本集團僱員概無任何集體談判協議或工會代表。本集團與其僱員並無重大問題或因為勞資糾紛而令到其運作受阻, 本集團亦無在招聘及挽留富經驗員工問題上遇到任何困難。

## MANAGEMENT DISCUSSION AND ANALYSIS (continued)

### 管理層討論與分析 (續)

#### OUTLOOK

According to the International Monetary Fund (IMF), global economic growth is projected at 3.1% both in 2026 and 2027, broadly consistent with the October 2025 World Economic Outlook (WEO) forecast with an upward revision in the United States offsetting downward revisions elsewhere. The short-term outlook is diverging, while medium-term risks to growth are tilted to the downside. Re-emerging inflationary pressures could interrupt the monetary policy pivot, with implications for fiscal sustainability and financial stability. The policy mix should balance trade-offs and rebuild buffers.

Currently, the textile and apparel industry in which the Group operates faces multiple challenges. The global textile and apparel industry and its supply chains are undergoing rapid restructuring, uncertainty in the international trade environment is on the rise, and many countries have successively introduced new tariff policies, resulting in mounting external pressures on the industry. Meanwhile, the rapid expansion of emerging markets, the steady recovery of the domestic economy, and the ongoing revival of export markets have also created new opportunities for the industry's development.

In 2025, the Group continued to increase its international investment, focusing on expanding production capacity for knitted fabrics and effectively mitigating geographical risks. In the coming years, the Group will refine its global footprint through strategic planning, enhancing manufacturing capabilities while achieving regional diversification of operational risks. This strategy will strengthen the Group's resilience against local economic disruptions and help it maintain a competitive edge in the global market. Through a series of strategic investments, the Group will continue to optimize supply chain efficiency, steadily reduce costs and improve efficiency, boost profitability, and steadfastly uphold its commitment to sustainable development in the textile industry.

#### 前景

根據國際貨幣基金組織(IMF)的數據，全球經濟增長預計在2026年和2027年均為3.1%，與2025年10月的《世界經濟展望》(WEO)預測基本保持一致，美國的上行修訂抵消了其他地區的下行修訂。短期前景呈現不同的走向，而中期對經濟增長的風險偏向下行。重新出現的通脹壓力可能會打斷貨幣政策的轉變，對財政可持續性和金融穩定產生影響。政策組合應平衡權衡，重建緩衝。

當前，集團所處的紡織服裝行業面臨多重挑戰。國際紡織服裝產業與供應鏈加速重構，國際貿易環境不確定性上升，多國相繼出臺新的關稅政策，行業外部壓力持續加大。同時，新興市場快速拓展、國內經濟穩步回升、出口市場持續復蘇，也為行業發展帶來了新的機遇。

2025年，集團持續加大國際投資力度，重點擴大針織面料產能，有效降低地緣佈局風險。未來數年，集團將通過戰略佈局完善全球版圖，在提升製造能力的同時，實現營運風險的區域分散。這一佈局有助於增強集團對地方經濟干擾的抵禦能力，助力在全球市場競爭中佔據主動。通過一系列戰略投資，集團將持續優化供應鏈效率，穩步降本增效、提升盈利水平，同時堅定踐行對紡織行業可持續發展的承諾。

## MANAGEMENT DISCUSSION AND ANALYSIS (continued) 管理層討論與分析(續)

### 2026 Business Outlook Analysis – Pressure and Challenges Coexist

#### Global Economic Situation

The IMF projects global economic growth of 3.1% in 2026, amid a complex and volatile landscape where trade tensions, protectionism, and geopolitical conflicts threaten the sustainability and balance of the recovery.

#### Impact of Supply Chain Realignment

Trade policies implemented by Europe and the United States are accelerating global supply chain adjustments. China's textile and dyeing enterprises face challenges such as order reductions. U.S. "reciprocal tariffs" are undermining export competitiveness and threatening industrial security.

#### Constraints from the Domestic Consumer Market

Insufficient consumer willingness and delayed consumption structure upgrades among domestic residents are limiting the industry's economic growth. The foundation for domestic demand recovery remains fragile, and the growth of textile and apparel exports is expected to slow.

#### Economic Fundamentals and Policy Support

China's long-term positive economic fundamentals remain unchanged, with a robust domestic market. Fiscal and monetary policies are working in concert, with GDP growth projected at 5.5%-6.0% in 2026 and total output expected to exceed 150 trillion dollar.

In the future, Fountain Set Group will pursue a path of innovation, specialization, and novelty with a focus on technological advancement. By leveraging technological innovations, we aim to expedite a balanced domestic and international expansion, fully integrating fabrics-to-garments production. Our emphasis will be on fabric products and R&D innovation services, driving high-quality development through continuous technological innovation. We aim to solidify our leading position in the cotton knitted fabric printing and dyeing arena while progressively improving in the synthetic fiber fabrics sector. Our objective is to constantly enhance product strength, value, and industry influence, offering customers high-quality, efficient products alongside comprehensive technical R&D service solutions that foster mutual growth. Our strategic emphasis will be on prominent international and domestic brands, delivering innovative products that prioritize comfort, ecological sustainability, functionality, and fashion tailored to specific needs.

We have unwavering confidence that all employees, under the guidance of the Board, will collaborate cohesively. Our commitment to enhancing and optimizing integrated production, supply chain, and marketing operations will drive this forward. We are dedicated to actively exploring new markets, fortifying technological R&D capabilities, refining operational management, and enhancing efficiency. Key initiatives will focus on overcoming challenges related to order fulfillment, strategic layout, cost management, and quality assurance.

Through the steadfast implementation of Fountain Set Group's long-term strategic plans, our mission is to deliver superior returns and benefits for shareholders, customers, employees, and society at large.

### 2026年經營形勢分析—壓力與挑戰並存

#### 全球經濟形勢

2026年IMF預計全球經濟增速3.1%，形勢複雜多變，貿易緊張、保護主義、地緣衝突等影響復甦可持續性與平衡性。

#### 供應鏈格局調整影響

歐美推行貿易政策加速全球供應鏈調整，我國紡織印染企業面臨訂單縮減等問題，美國「對等關稅」削弱出口競爭力，影響產業安全。

#### 國內消費市場制約

國內居民消費意願不足、消費結構升級遲滯制約行業經濟增長，內需恢復基礎待鞏固，紡織品服裝出口增長將放緩。

#### 經濟基本面與政策支持

我國經濟長期向好基本面未變，內需市場堅實，財政與貨幣政策協同發力，2026年GDP增速預計5.5%-6.0%、總量將破150萬億元。

福田集團未來將追求創新、專業和新穎之路，注重技術進步。通過利用技術創新，我們旨在加速平衡的國內和國際擴張，充分整合從面料到成衣的生產。我們將重點放在面料產品和研發創新服務上，通過持續的技術創新推動高質量發展。我們的目標是在棉質針織面料印染領域鞏固領先地位，同時在化纖面料領域逐步提升。我們的目標是不斷提升產品實力、價值和行業影響力，為客戶提供高質量、高效的產品，並提供全面的技術研發服務解決方案，促進共同成長。我們的戰略重點將放在知名國際和國內品牌上，提供舒適、生態可持續性、功能性和根據特定需求定制的時尚創新產品。

我們堅信，在董事會的指導，所有員工將團結協作。我們致力於加強和優化一體化生產、供應鏈和營銷運營，這將推動我們向前發展。我們於積極探索新市場，加強技術研發能力，完善運營管理，提高效率。關鍵舉措將集中解決與訂單履行、戰略佈局、成本管理和質量保證相關的挑戰。

通過堅定實施福田集團的長期戰略計劃，我們的使命是為股東、客戶、員工和整個社會提供優越的回報和更優業績。

## CORPORATE GOVERNANCE REPORT

### 企業管治報告

The Company is committed to maintaining a high standard of corporate governance practices and procedures, as it believes that an effective corporate governance framework is fundamental to promoting and safeguarding interests of shareholders and other stakeholders while enhancing shareholder value. Save as disclosed below, throughout the year from 1 January 2025 to 31 December 2025 (the “Year”), the Company has consistently adopted and complied with all the applicable code provisions of the section headed “Part 2 – Principles of good corporate governance, code provisions and recommended best practices” of the Corporate Governance Code (the “CG Code”) as set out in Appendix C1 to the Rules Governing the Listing of Securities on The Stock Exchange of Hong Kong Limited (the “Stock Exchange” and the “Listing Rules”, respectively) as guidelines to reinforce our corporate governance principles.

### BOARD OF DIRECTORS

#### Board Composition

As at 31 December 2025, the board of directors of the Company (the “Directors” and the “Board”, respectively) comprised 11 members, namely 5 executive Directors (the “EDs”), 2 non-executive Directors (the “NEDs”) and 4 independent non-executive Directors (the “INEDs”). The NEDs and INEDs represented about 55% of the Board members thereat. During the Year and up to the date of this annual report, the Board comprises the following members:

#### EDs

Mr. XI Qiang (appointed as chairman of the Board of the Company (“Chairman”) on 17 November 2025)  
 Dr. LI Gang (appointed as chief executive officer of the Company (“CEO”) on 17 November 2025)  
 Mr. YAU Hang Tat Andrew  
 Mr. YIN Jian  
 Mr. ZHANG Zheng  
 Mr. LIU Xianfu (resigned as Chairman and CEO on 17 November 2025)

#### NEDs

Dr. YEN Gordon (Non-executive vice chairman of the Company)  
 Ms. ZHOU Jing (appointed on 1 April 2025)  
 Mr. TAO Yongming (resigned on 1 April 2025)

#### INEDs

Mr. NG Kwok Tung  
 Mr. YING Wei  
 Mr. WONG Kwong Chi  
 Dr. LIN Lin (appointed on 7 June 2025)  
 Mr. William LAM (resigned on 7 June 2025)

The Company has complied with the requirement under Rule 3.10A of the Listing Rules whereby the number of INEDs represents at least one-third of the Board. The profiles of all current Directors are set out on pages 67 to 71 of this annual report. The relationships among Board members (including financial, business, family or other material or relevant relationships, if any) are also disclosed thereto.

本公司致力維持高水平的企業管治常規及程序，認為有效的公司治理框架對於促進及維護股東和其他利益相關者的利益，以及提高股東價值至關重要。由2025年1月1日起至2025年12月31日止年度（「本年度」），本公司一貫地採納及遵守香港聯合交易所有限公司證券上市規則（分別為「聯交所」及「上市規則」）附錄C1所載之企業管治守則（「企管守則」）第二部分良好企業管治的原則、守則條文及建議最佳常規之全部適用守則條文，作為強化本公司企業管治原則之方針。

### 董事會

#### 董事會組成

於2025年12月31日，本公司之董事會（分別為「董事」及「董事會」）由11名成員組成，包括5名執行董事（「執行董事」）、2名非執行董事（「非執行董事」）及4名獨立非執行董事（「獨立非執行董事」）。非執行董事及獨立非執行董事代表了約55%的董事會成員。本年度及截至本年報日期，董事會成員如下：

#### 執行董事

郝強先生（於2025年11月17日獲委任為本公司董事會主席（「主席」））  
 李剛博士（於2025年11月17日獲委任為本公司行政總裁（「行政總裁」））  
 邱恒達先生  
 尹堅先生  
 張正先生  
 劉賢福先生（於2025年11月17日辭任主席及行政總裁）

#### 非執行董事

嚴震銘博士（本公司非執行副主席）  
 周靜女士（於2025年4月1日獲委任）  
 陶永銘先生（於2025年4月1日辭任）

#### 獨立非執行董事

伍國棟先生  
 應偉先生  
 王幹芝先生  
 林琳博士（於2025年6月7日獲委任）  
 林偉成先生（於2025年6月7日辭任）

本公司已按上市規則第3.10A條之規定，本公司獨立非執行董事人數佔董事會三分之一。現任董事的個人簡介均載列於本年報第67至第71頁。董事會成員之間的關係（包括財務、業務、家屬或其他重大或相關的關係（如有））亦已作出披露。

**CORPORATE GOVERNANCE REPORT (continued)**  
**企業管治報告(續)**

All Directors have entered into service contracts or letters of appointment with the Company, subject to renewal, retirement by rotation and re-election at the general meetings of the Company in accordance with the articles of association of the Company (the "Articles"). Article 102(A) of the Articles provides that at each annual general meeting of the Company (the "AGM"), one-third of the Directors for the time being, or, if their number is not three or a multiple of three, then the number nearest one-third or any other number subject to such manner of rotation as may be required by the statutes, the Listing Rules or other codes, rules, and regulations prescribed from time to time by the applicable regulatory authority, shall retire from office. The Directors to retire in every year shall be those who have been the longest in office since their last election but as between persons who became Directors on the same day those to retire shall (unless they otherwise agree between themselves) be determined by lot. The retiring Directors shall be eligible for re-election. Article 93 of the Articles also provides that any Director appointed to fill a casual vacancy (who shall hold office until the next following general meeting of the Company) or as an addition to the Board (who shall hold office until the next following AGM) shall then be eligible for re-election, but shall not be taken into account in determining the Directors who are to retire by rotation at such meeting.

**Roles and Responsibilities of the Board and Delegation to the Management**

The Board is responsible for the leadership and control of the Group and is responsible for promoting the success of the Group by directing and supervising the business operations of the Group in the interests of the Company's shareholders (the "Shareholders") providing insights regarding the Group's culture and values by formulating strategic directions and monitoring the financial and management performance of the Group.

The overall management of the Group's business is vested in the Board. The Board has delegated the day-to-day management of the Group's business to the executive management team, and focused its attention on matters affecting the Group's overall strategic policies, finances and the Shareholders. The executive management team assumes full accountability to the Board for the operations of the Group. A formal schedule has been formulated and will be reviewed regularly to identify specific matters that shall be reserved to the Board and those delegated to the management. The Board has given clear directions to the management that certain matters must be referred to the Board for consideration and approval. The Board is the ultimate decision making body of the Company except for matters requiring the approval of the Shareholders in accordance with the Articles, the Listing Rules and other applicable laws and regulations.

所有董事已與本公司訂立服務合約或委任函，委任可予續期，但須根據本公司之組織章程細則（「章程細則」）於本公司之股東大會上輪席告退及膺選連任。章程細則第102(A)條規定，在本公司各股東週年大會（「股東週年大會」）上當時三分之一董事（或倘董事人數並非3或3之倍數，則為最接近三分之一的數目或按法例、上市規則所規定須輪席告退或適用監管機構不時訂明之其他守則、規則及規例所規定之任何其他數目）須退任。每年退任之董事須為自上次獲選後在任時間最長者，惟於同一日成為董事者，則以抽籤方式決定何者退任（除非彼等之間另有協定）。退任董事將合資格膺選連任。章程細則第93條亦規定，獲委任以填補董事會臨時空缺或增添董事會成員之董事，其任期僅至本公司下一次股東週年大會為止，並合資格於會上膺選連任，惟不得計算入須於該大會上輪席告退之董事人數內。

**董事會之角色及職責以及轉授予管理層**

董事會以本公司股東（「股東」）利益為出發點，負責領導及監控本集團，並透過制定策略決策，建立有關本集團文化及價值，及監督本集團之財務及管理層表現，指導及監督本集團之業務營運，以促進本集團之成功。

本集團整體業務由董事會負責管理。董事會將本集團日常事務的管理授權予本公司的行政管理層處理，而董事會本身則專注處理可影響本集團整體策略方針、財務及股東的事項。行政管理層須就本集團之所有經營業務向董事會承擔全部責任。本集團制定並將定期審閱正式清單，以確認應由董事會負責及轉授予管理層負責之具體事項。董事會已就須交由董事會考慮及批准之若干事項向管理層作出清晰指引。董事會為本公司之最終決策單位，惟根據章程細則、上市規則及其他適用法例及規例須由股東批准之事宜則除外。

## CORPORATE GOVERNANCE REPORT (continued)

### 企業管治報告 (續)

#### Board Independence

The Company recognises that board independence is critical to good corporate governance and board effectiveness. The participation of Independent non-executive Directors in the Board brings independent and objective judgment on issues relating to the Group's strategy, performance, conflicts of interest and management process to ensure that the interests of all Shareholders have been duly considered.

To ensure independent views and input are available to the Board, the mechanisms described in this Corporate Governance Report are established by the Board, and Board Committees follow the same processes, where applicable.

#### Practices and Conduct of Meetings

Four regular Board meetings at approximately quarterly intervals were held during the Year. Each of the Directors has actively participated in each meeting in person or via telephone or videoconferencing. Decisions were made by majority vote at the Board meetings.

The dates of 2025 regular Board meetings had been determined in 2024 and any amendments to this schedule were notified to all Directors at least 14 days before the meetings. Appropriate arrangements were in place to allow the Directors to include items in the agenda for regular Board meetings.

All Directors had access to the services of the company secretary of the Company (the "Company Secretary") who regularly updated the Board on governance and regulatory matters. Any Director, wishing to do so in the furtherance of his respective duties, might take independent professional advice (through the Chairman) at the Company's expense. The availability of professional advice extended to three Board committees, namely the audit committee ("AC" or "Audit Committee"), the remuneration committee ("RC" or "Remuneration Committee") and the nomination committee ("NC" or "Nomination Committee"). Minutes of the Board meetings were taken by the Company Secretary and, together with any supporting documents, were available to all Directors. Draft and final versions of the minutes were sent to all Directors for their comment and record respectively.

If a Director had a conflict of interest in a transaction or proposal to be considered by the Board and such transaction or proposal was determined by the Board to be material, the individual Director had to declare his interest and was required to abstain from voting on any matter in which he or any of his close associates (as defined in the Listing Rules) had a material interest and that he would not be counted in the quorum present at the Board meeting.

#### 董事會之獨立性

本公司深明董事會獨立性對良好企業管治及董事會效能至為關鍵。獨立非執行董事於董事會之參與，可就本集團之策略、表現、利益衝突及管理過程等事項作出獨立而客觀的判斷，以確保全體股東之利益已獲妥善考慮。

為確保董事會能獲得獨立的觀點及意見，董事會設立了在企業管治報告中描述的機制，在適用的情況下，董事委員會會遵循相同的程序。

#### 會議常規及規則

本年度內，本公司大約每季舉行定期董事會會議。各董事積極親身、透過電話或視頻形式參與各會議。董事會會議之決定是以多數票表決。

2025年董事會定期會議的舉行日期在2024年內已定下，所有日期改動均在最少14天前通知各董事。本公司備有適當安排，讓董事提出商討事項以納入董事會定期會議議程內。

公司秘書（「公司秘書」）定期更新董事會的管治及規管事宜，所有董事均可聯絡公司秘書。任何董事可就履行其職責而（透過主席尋求獨立專業意見，費用由本公司支付。3個董事委員會（審核委員會（「審核委員會」）、薪酬委員會（「薪酬委員會」）及提名委員會（「提名委員會」））亦可尋求專業意見。董事會會議記錄由公司秘書負責撰寫，會議記錄連同任何有關文件均可提供予所有董事。初稿供所有董事審閱，而最後定稿供其作記錄之用。

若有董事在董事會將予考慮的交易或建議中存有董事會認為重大利益衝突時，涉及的個別董事須申報利益，而該董事須就彼或其任何緊密聯繫人士具有重大權益之相關董事會決議案放棄投票（如上市規則所列明），且不會計入出席該董事會會議之法定人數內。

**CORPORATE GOVERNANCE REPORT (continued)**  
**企業管治報告(續)**

**Directors' Attendance at Board Meetings, Board Committee Meetings and General Meeting**

董事於董事會會議、董事委員會會議及股東大會之出席情況

Details of the attendance of the Directors at meetings of the Board, Audit Committee, Remuneration Committee, Nomination Committee and the AGM during the Year are set out in the following table:

本年度內，董事於董事會會議、審核委員會會議、薪酬委員會會議、提名委員會會議及股東大會的出席詳情列載於下表：

Name of Directors 董事姓名		Meetings attended/Meetings required to be attended during the Year 本年度內董事之出席次數/需要出席之會議				
		Board 董事會	AC 審核委員會	RC 薪酬委員會	NC 提名委員會	AGM 股東週年大會
<i>EDs</i> 執行董事						
Mr. XI Qiang (Note 1)	郝強先生 (附註1)	1/4	-	-	-	0/1
Dr. LI Gang (Note 2)	李剛博士 (附註2)	4/4	-	1/1	-	1/1
Mr. YAU Hang Tat Andrew	邱恒達先生	4/4	-	-	-	1/1
Mr. YIN Jian	尹堅先生	4/4	-	-	-	1/1
Mr. ZHANG Zheng	張正先生	4/4	-	-	-	1/1
Mr. LIU Xianfu (Note 3)	劉賢福先生 (附註3)	3/4	-	-	1/1	1/1
<i>NEDs</i> 非執行董事						
Dr. YEN Gordon	嚴震銘博士	4/4	3/5	-	-	1/1
Ms. ZHOU Jing (Note 4)	周靜女士 (附註4)	3/4	-	-	-	1/1
Mr. TAO Yongming (Note 5)	陶永銘先生 (附註5)	1/4	-	-	-	1/1
<i>INEDs</i> 獨立非執行董事						
Mr. NG Kwok Tung	伍國棟先生	4/4	5/5	1/1	-	1/1
Mr. YING Wei	應偉先生	4/4	-	1/1	1/1	1/1
Mr. WONG Kwong Chi	王幹芝先生	4/4	5/5	-	-	1/1
Dr. LIN Lin (Note 6)	林琳博士 (附註6)	2/4	-	-	1/1	0/1
Mr. William LAM (Note 7)	林偉成先生 (附註7)	2/4	2/5	-	0/1	1/1
Date of the meetings	會議日期	21/03/2025	07/01/2025	17/11/2025	17/11/2025	06/06/2025
		06/06/2025	14/03/2025	Note 8	Note 9	
		21/08/2025	04/07/2025	附註8	附註9	
		21/11/2025	15/08/2025			
			21/11/2025			

## CORPORATE GOVERNANCE REPORT (continued)

### 企業管治報告 (續)

## Notes:

1. Mr. XI Qiang was appointed as an ED, the Chairman, chairman of the NC and authorised representative of the Company (the "Authorised Representative") as stipulated under Rule 3.05 of the Listing Rules with effect from 17 November 2025.
2. Dr. LI Gang was appointed as the CEO and member of the RC with effect from 17 November 2025.
3. Mr. LIU Xianfu resigned as an ED, Chairman, CEO, chairman of the NC and Authorized Representative with effect from 17 November 2025.
4. Ms. ZHOU Jing was appointed as a NED with effect from 1 April 2025.
5. Mr. TAO Yongming resigned as a NED and member of the NC with effect from 1 April 2025.
6. Dr. LIN Lin was appointed as an INED and member of the NC with effect from 7 June 2025.
7. Mr. William LAM resigned as an INED, member of the AC and member of the NC with effect from 7 June 2025.
8. During the Year, apart from the meeting held on 17 November 2025, written resolutions had also been circulated and passed by all the RC members on 3 occasions, which were dated 17 March 2025, 9 May 2025 and 14 August 2025, respectively.
9. During the Year, apart from the meeting held on 17 November 2025, written resolutions had also been circulated and passed by all the NC members on 3 occasions, which were dated 14 March 2025, 8 May 2025 and 13 August 2025, respectively.

## 附註：

1. 郝強先生於2025年11月17日獲委任為執行董事、主席、提名委員會主席及聯交所上市規則第3.05條項下規定的本公司授權代表（「授權代表」）。
2. 李剛博士於2025年11月17日獲委任為行政總裁及薪酬委員會成員。
3. 劉賢福先生於2025年11月17日辭任執行董事、主席、行政總裁、提名委員會主席及授權代表。
4. 周靜女士於2025年4月1日獲委任為非執行董事。
5. 陶永銘先生於2025年4月1日辭任非執行董事及提名委員會成員。
6. 林琳博士於2025年6月7日獲委任為獨立非執行董事及提名委員會成員。
7. 林偉成先生於2025年6月7日辭任獨立非執行董事、審核委員會成員及提名委員會成員。
8. 於本年度，除了2025年11月17日召開的會議外，全體薪酬委員會成員亦已傳閱及通過3項書面決議案，日期分別為2025年3月17日、2025年5月9日及2025年8月14日。
9. 於本年度，除了2025年11月17日召開的會議外，全體提名委員會成員亦已傳閱及通過3項書面決議案，日期分別為2025年3月14日、2025年5月9日及2025年8月13日。

**CORPORATE GOVERNANCE REPORT (continued)**  
**企業管治報告(續)**

**Training of Directors**

All Directors have been given relevant guideline materials regarding the duties and responsibilities as a Director as well as relevant laws, rules and regulations applicable to the Directors, the duty of disclosure of interest and the business of the Group.

Each newly appointed Director is provided with the necessary induction and information to ensure that he/she has a proper understanding of the Company's operations and businesses as well as his/her responsibilities under the relevant statutes, laws, rules and regulations. From time to time, the Company Secretary/Joint Company Secretaries also provide(s) the Directors with updates on the latest development and changes in the Listing Rules and other relevant legal and regulatory requirements.

Each of newly appointed Directors, Dr. LIN Lin and Mr. XI Qiang have obtained legal advice (referred to Rule 3.09D of the Listing Rules) from a firm of solicitors engaged by the Company and qualified to advise on Hong Kong law on 7 June 2025 and 17 November 2025 respectively. The advice pertained to the requirements under the Listing Rules applicable to them as directors of the Company and the possible consequences of making a false declaration or giving false information to the Hong Kong Stock Exchange. Each of them has confirmed that he understood his obligations as a director of the Company.

All Directors have been updated from time to time on the latest developments and changes in the Listing Rules and other applicable regulatory requirements to ensure compliance and enhance their awareness of good corporate governance practices.

The Company has continued to provide the Directors with reading materials on board and directors' duties, Listing Rules and Hong Kong law compliance, corporate governance and ESG, risk management and internal controls, and industry and business updates for self-study. All of these are of sufficient quality adequately support Directors' development of their knowledge and expertise and cover the specified topics as required under Rule 3.09G of the Listing Rules.

**董事培訓**

所有董事均已獲提供有關擔任董事之職責及責任、適用於董事之相關法例、規則及規例、權益披露責任及本集團業務之有關指引資料。

每位新委任的董事均獲提供必要的入職培訓及資料，確保其對本公司的營運及業務以及其於相關法規、法例、規則及條例下的責任有適當程度的了解。公司秘書亦不時為董事提供上市規則以及其他相關法律及監管規定的最新發展及變動的更新資料。

新委任的董事林琳博士及郝強先生分別已於2025年6月7日及2025年11月17日分別獲本公司委聘具資格就香港法律提供意見的律師事務所提供上市規則第3.09D條所指的法律意見。有關法律意見涉及彼等擔任本公司董事的適用上市規則，以及向香港聯交所作出虛假陳述或提供虛假資料可能引致的後果。彼等各自確認已理解出任本公司董事的責任。

所有董事已不時就上市規則及其他適用監管要求之發展及變動獲得最新資料，從而確保合規，同時加強彼等對良好企業管治常規之意識。

本公司持續提供有關董事會及董事職責、上市規則及香港法律合規、公司治理及ESG、風險管理及內部監控、以及行業及業務最新發展等閱讀材料，供董事自修。所有培訓及閱讀材料均具一定質素，能充分增進董事的知識及專業發展，並涵蓋上市規則第3.09G條規定的特定主題。

## CORPORATE GOVERNANCE REPORT (continued)

### 企業管治報告 (續)

Each of the Directors has confirmed that he or she had complied with code provision C.1.4 of the CG Code on Directors' training. Throughout the Year, each of the Directors named below has participated in continuous professional development by attending seminars/in-house briefing/reading materials on the following topics to develop and refresh his knowledge and skills and provided a record of training to the Company:

董事已各自確認彼等已遵守有關董事培訓之企管守則條文第C.1.4條。本年度內，以下所有董事已透過出席有關以下主題之座談會／內部簡介／閱讀材料參與持續專業發展，以發展及更新彼等之知識及技能，並已向本公司提供培訓記錄：

#### Name of Directors                      Topics of Training covered (Notes)

##### EDs

Mr. XI Qiang	(a), (b) and (c)
Dr. LI Gang	(a), (b) and (c)
Mr. YAU Hang Tat Andrew	(a), (b) and (c)
Mr. YIN Jian	(a), (b) and (c)
Mr. ZHANG Zheng	(a), (b) and (c)
Mr. LIU Xianfu	(a), (b) and (c)

##### NEDs

Dr. YEN Gordon	(a), (b) and (c)
Ms. ZHOU Jing	(a), (b) and (c)
Mr. TAO Yongming	(a), (b) and (c)

##### INEDs

Mr. NG Kwok Tung	(a), (b) and (c)
Mr. YING Wei	(a), (b) and (c)
Mr. WONG Kwong Chi	(a), (b) and (c)
Dr. LIN Lin	(a), (b) and (c)
Mr. William LAM	(a), (b) and (c)

Notes:

- (a) corporate governance
- (b) regulatory requirements or risk management
- (c) finance or business operation/management

#### Directors' and Officers' Liabilities Insurance

The Company has arranged appropriate insurance coverage in respect of potential legal action against the Directors and officers.

#### 董事姓名                                  所涵蓋之培訓主題 (附註)

##### 執行董事

郝強先生	(a)、(b)及(c)
李剛博士	(a)、(b)及(c)
邱恒達先生	(a)、(b)及(c)
尹堅先生	(a)、(b)及(c)
張正先生	(a)、(b)及(c)
劉賢福先生	(a)、(b)及(c)

##### 非執行董事

嚴震銘博士	(a)、(b)及(c)
周靜女士	(a)、(b)及(c)
陶永銘先生	(a)、(b)及(c)

##### 獨立非執行董事

伍國棟先生	(a)、(b)及(c)
應偉先生	(a)、(b)及(c)
王幹芝先生	(a)、(b)及(c)
林琳博士	(a)、(b)及(c)
林偉成先生	(a)、(b)及(c)

附註：

- (a) 企業管治
- (b) 監管要求或風險管理
- (c) 財務或業務營運／管理

#### 董事及高級人員責任保險

本公司已就董事及高級人員可能面對之法律行動作出適當之投保安排。

## CORPORATE GOVERNANCE REPORT (continued) 企業管治報告(續)

### CHAIRMAN AND CHIEF EXECUTIVE OFFICER

Throughout 2025, the Company has consistently adopted and complied with all the applicable code provisions of the section headed “Part 2 – Principles of good corporate governance, code provisions and recommended best practices” of the Corporate Governance Code as set out in Appendix C1 to the Rules Governing the Listing of Securities on the Stock Exchange) the “Listing Rules” and the “CG Code”, respectively”, as guidelines to reinforce our corporate governance principles.

Since 1 April 2023, Mr. LIU Xianfu, the former chairman of the Board and a former executive Director, took up the position of CEO, details of which were set out in the Company’s announcement dated 31 March 2023. This arrangement deviated from code provision C.2.1 of the CG Code, which stipulates that the roles of the chairman and CEO should be separate and should not be performed by the same individual. However, having considered the circumstances of the Group at the time, the Board was of the view that vesting the roles of both Chairman and CEO in the same person enables the Group to plan its overall strategy more efficiently and achieve the budgeted target. The Board believes that the balance of power and authority under this arrangement was adequately ensured by the Board which comprises experienced, professional and high caliber individuals with a sufficient number thereof being independent non-executive Directors.

Mr. LIU Xianfu ceased to be a Chairman, ED, CEO and all other positions of the Company as of 17 November 2025. Effective from 17 November 2025, the roles of Chairman and the CEO of the Company have been held by different Directors, thereby complying with code provision C.2.1 of the CG Code.

### NON-EXECUTIVE DIRECTORS

All the existing NEDs and INEDs were appointed for a specific term. Each of the NEDs and INEDs has entered into a letter of appointment with the Company for a term of one year, subject to renewal, retirement by rotation and re-election at the general meetings of the Company in accordance with the Articles.

### CONFIRMATION OF INDEPENDENCE

The Company has received, from each of the existing INEDs, an annual written confirmation of independence pursuant to Rule 3.13 of the Listing Rules. The Board considers that all the INEDs are independent and at least one of them has appropriate professional qualifications or accounting or related financial management expertise in accordance with Rule 3.10(2) of the Listing Rules.

### DIRECTORS’ SECURITIES TRANSACTIONS

The Company has adopted the Model Code for Securities Transactions by Directors of Listed Issuers as set out in Appendix C3 to the Listing Rules (the “Model Code”) as its own code of conduct regarding Directors’ securities transactions. In response to the specific enquiries made by the Company on all Directors, they have confirmed that they had complied with the required standard set out in the Model Code throughout the Year.

### 主席及行政總裁

於2025年，本公司一貫地採納及遵守聯交所證券上市規則附錄C1所載之企業管治守則「第二部分—良好企業管治的原則、守則條文及建議最佳常規」一節之全部適用守則條文(分別為「上市規則」及「企管守則」)，作為強化本公司企業管治之方針。

自2023年4月1日起，董事會前主席及前執行董事劉賢福先生開始兼任本公司行政總裁職務，詳情已載於日期為2023年3月31日之公司公告。此安排會偏離企管守則條文C.2.1的規定，主席與行政總裁的角色應有區分，不應由一人同時兼任，但考慮到本集團當時的情況，董事會認為，由同一名人士同時擔任主席及行政總裁兩個職務可以讓本集團更有效率地計劃整體策略及完成預算目標。由於董事會由經驗豐富人士及專業人士組成(包括大多數的非執行董事及獨立非執行董事人數)，相信會有足夠能力確保職能及權力在此安排下得到平衡。

劉賢福先生已於2025年11月17日起不再擔任本公司主席、執行董事、行政總裁及其他所有本公司職務。本公司自2025年11月17日起主席與行政總裁的角色由不同董事擔任，因此符合企管守則條文C.2.1的規定。

### 非執行董事

所有現有非執行董事及獨立非執行董事均有特定委任年期。非執行董事及獨立非執行董事已各自與本公司訂立委任函，任期為1年，委任可予續期，但須根據章程細則於本公司股東大會上輪席告退及膺選連任。

### 獨立性確認書

本公司已根據上市規則第3.13條接獲各現任獨立非執行董事的書面年度獨立確認書。根據上市規則第3.10(2)條，董事會認為所有獨立非執行董事均為獨立人士，其中最少一位具備合適專業資格或會計或相關財務管理知識。

### 董事進行證券交易

本公司已採納上市規則附錄C3所載上市公司董事進行證券交易的標準守則(「標準守則」)為其有關董事進行證券交易之守則。就本公司向所有董事作出具體查詢後，彼等已確認於本年度內均已遵守標準守則所要求的標準。

## CORPORATE GOVERNANCE REPORT (continued)

### 企業管治報告 (續)

#### BOARD COMMITTEES

The Board has established three committees, namely the Audit Committee, the Remuneration Committee and the Nomination Committee, each with specific terms of reference. Their terms of reference have been reviewed and approved by the Board and are updated by reference to the CG Code from time to time. The terms of reference of each of the Audit Committee, the Remuneration Committee and the Nomination Committee have been posted on the respective websites of the Stock Exchange and the Company.

During the Year, these committees adhered to their principles, procedures and arrangements set out in their respective terms of reference. The respective committee secretaries took full minutes of the meetings of these committees and the work of each of these committees was reported to the Board regularly.

#### AUDIT COMMITTEE

The Company has established the Audit Committee with written terms of reference for the purposes of reviewing and providing supervision over the Company's financial reporting process, risk management and internal control systems. The terms of reference of the Audit Committee were revised and became effective on 1 January 2019. The principal duties of the Audit Committee are to consider the appointment and remuneration of the external auditors, to monitor the integrity of the Group's financial statements with a focus on the changes in accounting policies and practices, major judgmental areas, significant audit adjustments, going concern assumptions, and compliance with accounting standards, the Listing Rules and other applicable legal requirements, and to review the Group's financial reporting system, risk management and internal control systems.

As at the date of this annual report, the Audit Committee comprises 1 NED and 2 INEDs, namely Mr. NG Kwok Tung, Dr. YEN Gordon and Mr. WONG Kwong Chi, and is chaired by Mr. NG Kwok Tung.

The Audit Committee held 5 meetings during the Year and details of the attendance are shown in the table on page 47 of this annual report. A summary of the work of the Audit Committee during the Year is set out as follows:

- provided recommendations to the Board on the re-appointment of the independent auditor, and approved the audit fee and the terms of engagement of the independent auditor;
- reviewed and monitored the independent auditor's independence and objectivity and the effectiveness of the audit process in accordance with applicable standards, and discussed the nature and scope of the audit and the reporting obligations with the independent auditor before the audit commenced;
- reviewed the financial statements, interim report and annual report as well as significant financial reporting judgments contained in them;
- reviewed the financial controls, internal control and risk management systems;

#### 董事會委員會

董事會現已成立3個委員會，分別為審核委員會、薪酬委員會及提名委員會，各自有特定職權範圍書。彼等之職權範圍書已獲董事會批准及審閱，並已參考企管守則作不時更新。審核委員會、薪酬委員會及提名委員會各自之職權範圍書已刊載於聯交所及本公司網站。

本年度內，該等委員會均已遵守彼等各自之職權範圍書所載之原則、程序及安排。委員會相關秘書負責為該等委員會撰寫完整的會議記錄，而委員會則定期向董事會作出工作匯報。

#### 審核委員會

本公司已成立審核委員會，並設有書面職權範圍書，藉以檢討及監察本公司之財務申報程序、風險管理及內部監控制度。審核委員會的職權範圍於2019年1月1日經修訂並生效。審核委員會的主要職務為考慮外聘核數師的委任及酬金、監督本集團財務報表是否完整（尤其著重會計政策及實務的更改、重要判斷範圍、重大核數調整、持續經營假設以及是否符合會計準則、上市規則及其他適用之法律要求），同時檢討本集團的財務申報制度、風險管理及內部監控制度。

截止本年報的發表日期，審核委員會由1名非執行董事及2名獨立非執行董事組成，分別為伍國棟先生、嚴震銘博士及王幹芝先生。審核委員會主席為伍國棟先生。

本年度內審核委員會舉行了5次會議，出席詳情列於本年報第47頁之表格內。審核委員會於本年度內的工作概要包括以下事項：

- 就獨立核數師的重新委任向董事會提供建議，及核准獨立核數師酬金及聘用條款；
- 按適用的標準檢討及監察獨立核數師的獨立性及客觀性，以及核數程序的有效性；並與獨立核數師在審核工作開始前預先討論審核工作的性質和範圍及有關申報責任；
- 審閱財務報表、中期報告及年度報告，並檢閱其所載有關財務申報的重大意見；
- 檢閱財務監控、內部監控及風險管理制度；

## CORPORATE GOVERNANCE REPORT (continued) 企業管治報告(續)

- discussed the risk management and internal control systems with management to ensure that the management had performed its duty to have effective systems. Such discussion included the adequacy of resources, staff qualifications and experience, training programs and budget of the Company's accounting and financial reporting function;
- considered major investigation findings on risk management and internal control matters as delegated by the Board or on its own initiative and for the management's response to these findings;
- ensured co-ordination between the internal and external auditors, and ensured that the internal audit function was adequately resourced and had appropriate standing within the Company, and reviewed and monitored its effectiveness;
- reviewed the financial and accounting policies and practices; and
- reviewed the independent auditor's management letter, any material queries raised by the independent auditor to management regarding the accounting records, financial accounts or systems of control and management's response.
- 與管理層討論風險管理及內部監控系統，並確保管理層已履行職責建立有效的系統。有關討論包括本公司的財務匯報職能方面資源、員工之資歷及經驗、培訓課程及有關預算是否充足；
- 主動或應董事會的委派，就有關風險管理及內部監控事宜的重要調查結果及管理層對調查結果的回應進行研究；
- 確保內部和外聘核數師的工作得到協調；及確保內部審核功能在本公司內部有足夠資源運作，並且有適當的地位；以及檢討及監察內部審核功能的有效性；
- 檢閱財務及會計政策及實務；及
- 檢閱獨立核數師致管理層的審核情況說明函件、獨立核數師就會計記錄、財務賬目或監控系統向管理層提出的任何重大疑問及管理層的回應。

### RESPONSIBILITIES OF DIRECTORS AND AUDITOR FOR FINANCIAL STATEMENTS

The Directors acknowledge their responsibilities for preparing the financial statements of the Company. They were not aware of any material uncertainties relating to events or conditions which may cast significant doubt upon the Group's ability to continue as a going concern. The independent auditor's statement about its reporting responsibilities is set out on pages 83 to 90 of this annual report.

### AUDITOR'S REMUNERATION

During the Year, the fees paid/payable to SHINEWING (HK) CPA Limited, ("SHINEWING") the Group's existing independent auditor in respect of audit services for the Year amounted to approximately HK\$2,663,000, the non-audit services mainly consisted interim review of HK\$350,000 and The State-owned Assets Supervision and Administration Commission of the State Council's report of HK\$545,000, respectively.

### NOMINATION COMMITTEE

The Company has established the Nomination Committee with written terms of reference and its principal duties are 1) to review the structure, size and composition of the Board at least annually; 2) to identify and recommend suitably qualified candidates as new Director(s) or to fill Board vacancies as they arise for the approval of the Board; 3) to assess the independence of the INEDs; and 4) to make recommendations to the Board on the appointment or re-appointment of Directors and succession planning for Directors, in particular the Chairman and the CEO.

### 董事及核數師對財務報表的責任

董事知悉其有編製本公司財務報表的責任。董事並不知悉任何有關可能對本集團按持續基準繼續經營之能力構成重大疑問之事件或情況之任何重大不明朗因素。獨立核數師發表有關其申報責任的聲明載列於本年報第83至90頁。

### 核數師酬金

於本年度，就審計服務已付／應付予本集團之現任獨立核數師予信永中和(香港)會計師事務所有限公司(「信永中和」)之費用約為2,663,000港元，非核數服務主要包括中期審閱為350,000港元及國務院國有資產監督管理委員會報告為545,000港元。

### 提名委員會

本公司已成立提名委員會，並設有書面職權範圍書，其主要職責包括1)至少每年檢討董事會的架構、人數及組成、2)物色及提名合資格人士成為董事會新成員或填補董事會空缺的人選，供董事會批准、3)評核獨立非執行董事的獨立性、及4)就董事之委任、重新委任及董事，尤其是主席及行政總裁之繼任計劃，向董事會提供意見。

## CORPORATE GOVERNANCE REPORT (continued)

### 企業管治報告 (續)

As of the date of this annual report, the Nomination Committee comprises an ED, Mr. XI Qiang, and two INEDs, namely Mr. YING Wei and Dr. LIN Lin, and is chaired by Mr. XI Qiang.

The Nomination Committee held 1 meeting during the Year and details of the attendance are shown in the table on page 47 of this annual report. A summary of the work of the Nomination Committee during the Year is set out as follows:

- made recommendations to the Board and determined the policy on the appointment and re-appointment of Directors and assessed the independence of the INEDs;
- identify and recommend suitably qualified candidates as new Director(s) or to fill Board vacancies as they arise for the approval of the Board;
- reviewed the policy of diversity of the Board; and
- reviewed the size, structure and diversity of the Board, and assessed the balance of skills and experience of the Board as expedient with a diversity of perspectives appropriate to the requirements of the business of the Group.

### NOMINATION POLICY

The Nomination Committee will recommend to the Board for the appointment of Directors (including INEDs) in accordance with the following procedures and process:

- i. The Nomination Committee will, giving due consideration to the current composition and size of the Board, develop a list of desirable skills, perspectives and experience at the outset to focus the search effort;
- ii. The Nomination Committee may consult any source it considers appropriate in identifying or selecting suitable candidates, such as referrals from existing Directors, advertising, recommendations from a third party agency firm and proposals from the Shareholders with due consideration given to the criteria which include but are not limited to:
  - (a) Diversity in the aspects of, amongst others, gender, age, cultural and educational background, professional experience, skills, knowledge and length of service;
  - (b) Commitment for responsibilities of the Board in respect of available time and relevant interest;
  - (c) Qualifications, including accomplishments and experience in the relevant industries in which the Group's business is involved;

截至本年報日期，提名委員會由1名執行董事及2名獨立非執行董事組成，分別為郝強先生、應偉先生及林琳博士，委員會主席為郝強先生。

本年度內提名委員會召開了1次提名委員會會議，出席詳情列於本年報第47頁之表格內。提名委員會於本年度內的工作概要包括以下事項：

- 就委任及重新委任董事及主席向董事會提供建議和決定政策，以及評核獨立非執行董事之獨立性；
- 物色及提名合資格人士成為董事會新成員或填補董事會空缺的人選，供董事會批准；
- 檢討董事會成員多元化政策；及
- 檢討董事會的人數、組成、架構及多元性，並評估董事會技能的均衡和經驗；及觀點多元化以適合及有利於本集團的業務要求。

### 提名政策

提名委員會將根據以下程序及流程向董事會建議任命董事（包括獨立非執行董事）：

- i. 提名委員會將適當考慮董事會目前的組成和規模，首先制定一份理想的技能、觀點及經驗清單，以集中尋覓工作；
- ii. 提名委員會可諮詢其認為適當的任何來源，以識別或選擇合適的候選人，例如現有董事的推薦、廣告、第三方代理公司的推薦及股東的建議，並適當考慮（包括但不限於）下列因素：
  - (a) 各方面的多樣性，其中包括性別、年齡、文化和教育背景、專業經驗、技能、知識和服務年限；
  - (b) 其能投放於董事會職責的可付出的時間及相關利益；
  - (c) 資格、包括涉及本集團業務的相關行業的成就和經驗；

**CORPORATE GOVERNANCE REPORT (continued)**  
**企業管治報告(續)**

- |   |  |
|---|--|
| <p>(d) Independence;</p>  | <p>(d) 獨立性；</p>  |
| <p>(e) Reputation for integrity;</p>  | <p>(e) 誠信聲譽；</p>   |
| <p>(f) Potential contributions that the individual can make to the Board; and</p>   | <p>(f) 個人可以向董事會帶來的潛在貢獻；及</p>   |
| <p>(g) Plan(s) in place for the orderly succession of the Board.</p>  | <p>(g) 為董事會有序繼任而制訂的計劃。</p>   |
| <p>iii. The Nomination Committee may adopt any process it considers appropriate in evaluating the suitability of the candidates, such as interviews, background checks, presentations and third party reference checks;</p>   | <p>iii. 提名委員會可採用其認為適當的任何程序評估候選人的合適性，例如面試、背景調查、演示及查核第三方推薦；</p>                                |
| <p>iv. The Nomination Committee will consider a broad range of candidates who are in and outside of the Board's circle of contacts;</p>   | <p>iv. 提名委員會將考慮在董事會聯絡圈內外的各類候選人；</p>  |
| <p>v. Upon considering a candidate is suitable for the directorship, the Nomination Committee will hold a meeting and/or pass by way of written resolutions to, if thought fit, approve the recommendation to the Board for appointment;</p>  | <p>v. 在考慮適合擔任董事職位的候選人後，提名委員會將舉行會議及／或以書面決議案方式(如認為合適)批准向董事會提交建議，以備委任；</p>                      |
| <p>vi. The Nomination Committee will provide relevant information of the selected candidate to the Remuneration Committee for consideration of the remuneration package of such selected candidate;</p>   | <p>vi. 提名委員會將向薪酬委員會提供所選候選人的相關資料，以備考慮該候選人的薪酬待遇；</p>   |
| <p>vii. The Nomination Committee will thereafter make the recommendation to the Board in relation to the proposed appointment, and where a Director is considered, the Remuneration Committee will make the recommendation to the Board on the policy and structure for the remuneration;</p>   | <p>vii. 及後，提名委員會將就建議的委任向董事會提出建議，而在考慮委任董事的情況下，薪酬委員會將就薪酬政策及架構向董事會提出建議；</p>                     |
| <p>viii. The Board may arrange for the selected candidate to be interviewed by the members of the Board, who are not members of the Nomination Committee and the Board will thereafter deliberate and decide the appointment as the case may be; and</p>  | <p>viii. 董事會可安排選定的候選人由不屬提名委員會成員的董事會成員進行面試，此後，董事會將根據具體情況審議並決定任命；及</p>                         |
| <p>ix. All appointment of Directors will be confirmed by the filing of the consent to act as Director of the relevant Director (or any other similar filings requiring the relevant Director to acknowledge or accept the appointment as Director, as the case may be) to be filed with the relevant regulatory authorities, if required.</p> | <p>ix. 所有董事的任命，將通過提交相關董事的同意擔任董事函(或要求相關董事確認或接受任命為董事的任何其他類似文件，視具體情況而定)予向相關法定機構(如有需要)作存檔確認。</p> |

## CORPORATE GOVERNANCE REPORT (continued)

### 企業管治報告 (續)

#### POLICY OF DIVERSITY OF THE BOARD

The Company has adopted a policy of diversity of the Board (the "Policy"). The criteria adopted by the Nomination Committee in considering whether the relevant personnel are suitable as Directors include their qualifications, experience, expertise, skills, knowledge, ethnicity, age, cultural background and so on in view of the provisions of the Listing Rules and the particulars of the Policy as adopted by the Board are summarised as follows:

##### Purposes:

1. to increase diversity at the Board level;
2. to enhance the effectiveness of the Board and the quality of its performance; and
3. to support the attainment of strategic objectives/plan and sustainable and balanced development of the Group.

The Company aims to achieve a board diversity by considering various aspects such as gender, age, culture, educational background, professional qualifications, skills, knowledge, industry experience, and regional experience. The Nomination Committee will evaluate candidates based on these criteria to complement the corporate strategy and achieve board diversity before making recommendations to the Board. As at 31 December 2025, the Board comprised 9 male Directors and 2 female Directors. The Company has complied with the gender diversity requirements under the Listing Rules. The current gender ratio of the Board is 82% male vs 18% female, and the workforce gender ratio is 66% male vs 34% female. The Group will timely review the gender diversity of the Company's workforce in accordance with the business development.

##### Measurable Objectives

The optimum composition of the Board will be based on a range of diversity perspectives, including but not limited to gender, age, cultural and educational background, professional qualifications, regional and industry experience, skills, knowledge and other experience of the Directors. The ultimate decision will be based on merit and contribution that the selected candidate(s) will bring to the Board.

#### 董事會多樣化政策

本公司已採納董事會多樣化政策（「本政策」）。提名委員會在考慮有關人士是否適合成為董事時，基於上市規則及董事會已採納之本政策，採納的準則包括其資歷、經驗、專長、技能及知識、種族、年齡及文化背景等。本政策之細節總結如下：

##### 目的：

1. 增加董事會之多元性；
2. 提升董事會之效率及表現質素；及
3. 支持達到本公司之策略目標／計劃及持續及平衡發展。

本公司旨在通過考慮性別、年齡、文化、教育背景、專業資格、技能、知識、行業經驗和地區經驗等多個方面來實現董事會多樣化。提名委員會將根據這些標準評估候選人，以配合公司戰略並實現董事會多樣化，然後再向董事會提出推薦建議。截至2025年12月31日，董事會由9名男性董事及2名女性董事組成。本公司已遵守《上市規則》下之性別多元化規定。董事會目前的性別比例為82%男性及18%女性，而員工的性別比例為66%男性及34%女性。本集團將依據業務發展，適時檢討本公司員工團隊之性別多元化情況。本公司將適時根據公司規定及集團的業務發展檢討公司員工團隊之性別多元化程度。

##### 可計量目標

最佳的董事會組成將按一系列多元化範疇為基準，包括但不限於董事的性別、年齡、文化及教育背景、專業資格、地區及行業經驗、技能、知識及其他資歷。最終人選將按其長處及可為董事會提供的貢獻作決定。

**CORPORATE GOVERNANCE REPORT (continued)**  
**企業管治報告(續)**

For the purpose of implementation of the Board Diversity Policy, the following measurable objectives were adopted:

1. The Company should comply with the requirements on board composition in the Listing Rules from time to time.
2. The number of INEDs should be not less than 3 and one-third of the Board.
3. At least 1 of the INEDs must have appropriate professional qualifications or accounting or related financial management expertise.
4. At least 1 Director should be the professional or have intensive experience of the industry on which the business of the Group is.

**REMUNERATION COMMITTEE**

The Company has established the Remuneration Committee with written terms of reference and its principal duties are 1) to make recommendations to the Board on the remuneration policy for all Directors; 2) to review and approve the Group's remuneration policy proposed by the CEO and make recommendations to the Board; and 3) to review and approve the management's remuneration and incentive assessment indicators proposals by reference to the Board's corporate goals and objectives. The Group's remuneration policy is to provide a competitive level of remuneration in accordance with current market conditions to attract and motivate the Directors and staff for their contribution.

As at the date of this annual report, the Remuneration Committee comprises an ED, Dr. LI Gang, and two INEDs, namely Mr. NG Kwok Tung and Mr. YING Wei, and is chaired by Mr. YING Wei.

The Remuneration Committee has convened 1 meeting during the Year and details of the attendance are shown in the table on page 47 of this annual report. A summary of the work of the Remuneration Committee during the Year is set out as follows:

- made recommendations to the Board on the remuneration packages of individual Directors and senior management, including benefits in kind, pension rights and compensation payments, including any compensation payable for loss or termination of their office or appointment and assessed their performance;
- reviewed and approved the management's remuneration and incentive assessment indicators proposals by reference to the Board's corporate goals and objectives; and
- ensured that no Director or any of the respective associates (as defined in the Listing Rules) is involved in deciding his own remuneration.

就實施董事會成員多元化政策而言，以下可計量目標獲採納：

1. 本公司應遵守上市規則不時有關董事會組成的規定。
2. 獨立非執行董事的人數應不少於3名及董事會的三分之一。
3. 至少1名獨立非執行董事須擁有適當的專業資格或會計或相關財務管理專業知識。
4. 至少1名董事應為本集團業務所在行業的專業人士或具備豐富的行業經驗。

**薪酬委員會**

本公司已成立薪酬委員會，並設有書面職權範圍書，其主要職務為1)就制訂所有董事之薪酬政策向董事會提出建議、2)審批行政總裁建議之本集團的薪酬政策及向董事會提出建議及3)因應董事會所訂企業方針及目標而檢討及批准管理層的薪酬及績效考核指標建議，並向董事會提出建議。本集團的薪酬政策旨在根據目前市況提供具競爭力的薪酬，以吸引及激勵董事及員工作出貢獻。

截至本年報日期，薪酬委員會由1名執行董事及2名獨立非執行董事組成，分別為李剛博士、伍國棟先生及應偉先生，委員會主席為應偉先生。

本年度內薪酬委員會召開了1次會議，出席詳情列於本年報第47頁之表格內。薪酬委員會於本年度內的工作概要包括以下事項：

- 就個別董事及高級管理層之酬金待遇向董事會提供建議，包括金錢利益、退休金權利及賠償金額(包括喪失或終止職務或委任的賠償)，及評審彼等之表現；
- 因應董事會所訂企業方針及目標而審批管理層薪酬及績效考核指標建議；及
- 確保任何董事或各自的任何聯繫人(定義見上市規則)不可參與決定本身之薪酬。

## CORPORATE GOVERNANCE REPORT (continued)

### 企業管治報告 (續)

#### RISK MANAGEMENT AND INTERNAL CONTROL

The Board has overall responsibility for the risk management and internal control systems of the Group. The risk management and internal control systems employed by the Group are designed to manage rather than eliminate the risk of failure to achieve the business objectives of the Group, and can only provide reasonable and not absolute assurance against material and/or financial misstatement or loss. The Board is also responsible for evaluating and determining the risk related to the Group's environmental, social and governance ("ESG") reporting ("ESG Report") and ensuring that appropriate and effective ESG risk management is in place. Details of the ESG risk management system will be disclosed in the Company's ESG Report. The Board has delegated the Audit Committee the following duties:

1. to review the Company's financial controls, risk management and internal control systems;
2. to discuss the risk management and internal control systems with management to ensure that the management has performed its duty to have effective systems. This discussion should include the adequacy of resources, staff qualifications and experience, training programs and budget of the Company's accounting and financial reporting function;
3. where an internal audit function exists, to ensure co-ordination between the internal and external auditors, and to ensure that the internal audit function is adequately resourced and has appropriate standing within the Company, and to review and monitor its effectiveness; and
4. to consider major investigation findings on risk management and internal control matters as delegated by the Board or on its own initiative and the management's response to these findings.

The Company has established the Group Internal Audit Department (the "IAD") and the CEO Office to manage the internal control and risk management issues of the Group respectively. The CEO Office reports to both the AC and the CEO, while the IAD reports only to the AC.

The AC and the CEO report to the Board periodically regarding material controls, including financial, operational and compliance controls and other risk issues of the Group identified by the AC and the CEO from time to time. The Board, through the AC, reviews risk management and internal control matters approximately once every six months. The Board and the AC are satisfied with the effectiveness of the Company's procedure for financial reporting.

#### 風險管理及內部監控

董事會全權負責維持本集團的風險管理及內部監控系統。本集團使用風險管理及內部監控系統之目的是為減少本集團營運固有的風險以達至可接受程度，但非消除所有風險，及只能就重大及／或財務的數據失實或損失作出合理而非絕對的保證。董事會亦負責評估及釐定本集團環境、社會及管治（「ESG」）報告（「ESG報告」）相關風險，並確保實行適當而有效的ESG風險管理及內部監控制度。詳細的ESG風險管理系統將於本公司的ESG報告中披露。董事會已交予審核委員會以下職責：

1. 檢討本公司財務監控、風險管理及內部監控系統；
2. 與管理層討論風險管理及內部監控系統，確保管理層已履行職責建立有效的系統。討論內容應包括會計及財務匯報職能方面的資源、相關員工之資歷及經驗是否足夠，以及該等員工所接受的培訓課程及有關本公司預算是否充足；
3. 如公司設有內部審計職能，須確保內部和外聘核數師的工作得到協調；也須確保內部審核功能在本公司內部有足夠資源運作，並且有適當的地位；以及檢討及監察其成效；及
4. 主動或應董事會的委派，就有關風險管理及內部監控事宜的重要調查結果及管理層對調查結果的回應進行研究。

本公司已成立集團內部審計部（「內部審計部」）及總裁辦公會（「總裁辦公會」）並分別負責管理本集團內部監控及風險管理事宜。總裁辦公會向審核委員會及行政總裁匯報，而內部審計部只向審核委員會匯報。

審核委員會及行政總裁定期向董事會匯報實質監控，包括財務、營運及合規監控及其他不時由審核委員會及行政總裁指出有關本集團的風險事宜。董事會約於每6個月會經審核委員會審閱風險管理及內部監控事宜。董事會及審核委員會信納本公司財務申報程序的有效性。

**CORPORATE GOVERNANCE REPORT (continued)**  
**企業管治報告(續)**

**INTERNAL CONTROL**

The IAD is responsible for the internal control matters of the Group and currently comprises 4 staff members. It is governed by an internal audit charter and has established an internal audit approach for its internal audit function. The IAD has prepared 18 internal audit reports during the year ended 31 December 2025. The Board has confirmed that IAD had been provided with adequate resources and budget and comprised qualified staff with sufficient experience and training programs to perform its internal audit function.

The missions of the IAD are:

- to evaluate and improve the Group's risk management, control and operation processes; and
- to assist the organisation in achieving the best practice, thus becoming the best managed company.

The IAD is authorised to have unrestricted access to records, personnel, and physical properties relevant to the performance of audits. Their relevance depends on the nature and extent of the audits as well as the audit environment, and is subject to the internal audit guideline on the handling of sensitive information as endorsed by the AC. The IAD is authorised to directly and regularly communicate with the senior management and all executives in individual organisation being audited to discuss its major findings. All personnel within the Group are required to assert full cooperation any time and in any place with the IAD necessary to allow it to discharge its responsibilities.

**內部監控**

內部審計部現時由4名員工組成並負責本集團的內部監控事宜。受內部審計憲章監管及已就其內部審計職能制定了內部審計模式。於截至2025年12月31日止年度內部審計部已完成18個內部審計報告。董事會確定已向內部審計部提供充足的資源及預算及具足夠經驗的合資格員工及培訓課程以執行其內部審計職能。

內部審計部的任務：

- 評估及改善本集團的風險管理、監控及營運流程；及
- 協助組織達到最佳常規並變成最佳管理的公司。

內部審計部獲授權可無限制地接觸與進行審計相關的記錄、人員及實物財產。其相關性視乎審計的屬性、程度以及審計環境而定，且須受審核委員會允許有關處理敏感資料的內部審計指引的規限。內部審計部獲授權直接及定期與接受審計的個別組織的高級管理人員及所有行政人員溝通，以討論其主要結果。本集團內所有人員須於任何時間及任何地點積極全面地與內部審計部進行必要的合作，以履行其責任。

## CORPORATE GOVERNANCE REPORT (continued)

### 企業管治報告 (續)

#### RISK MANAGEMENT

The Group has established a comprehensive risk management framework (the “Framework”) since 2016. The Framework is to execute the basic risk management measures in various business sectors such as production, operation and management, with the aim to (i) develop a group-wide, open and proactive risk management culture, and (ii) safeguard the strategic development and current business operations of the Group.

The Framework consists of the following concepts:

#### 風險管理

本集團於2016年開始推行全面風險管理框架（「框架」）。該框架是指通過在生產、經營與管理的各個環節執行風險管理基本流程，以(i)培育集團性，開放及主動的風險管理文化及(ii)為本集團實現發展戰略與經營業績的總體目標提供保障為目標。

框架包括以下的概念：

#### The Comprehensive Risk Management Framework

##### 全面風險管理框架



The Company has also established the guideline for the Framework (the “Guideline”). According to the Guideline, the risk management function of the Group is made up of the Board, the AC, the CEO, senior management, the CEO Office, the IAD and various subsidiaries of the Company.

The Framework is a tri-layer system. The first layer is mainly made up of senior management and heads of various functional and operational departments of the Group, who are the key players for minimising potential risks in advance. The second layer consists of the AC, the CEO and the CEO Office, which is mainly responsible for the organisation, co-ordination and planning of the corporate risk management works and monitors the progress of the risk management works. Thus, the second layer is vital during a risk management crisis. The third layer is formed by the AC and the IAD to review and audit the existing operation flow such as information system, business flow and financial disclosure. The third layer is often the key to mitigate risk factors in the aftermath of a risk management crisis.

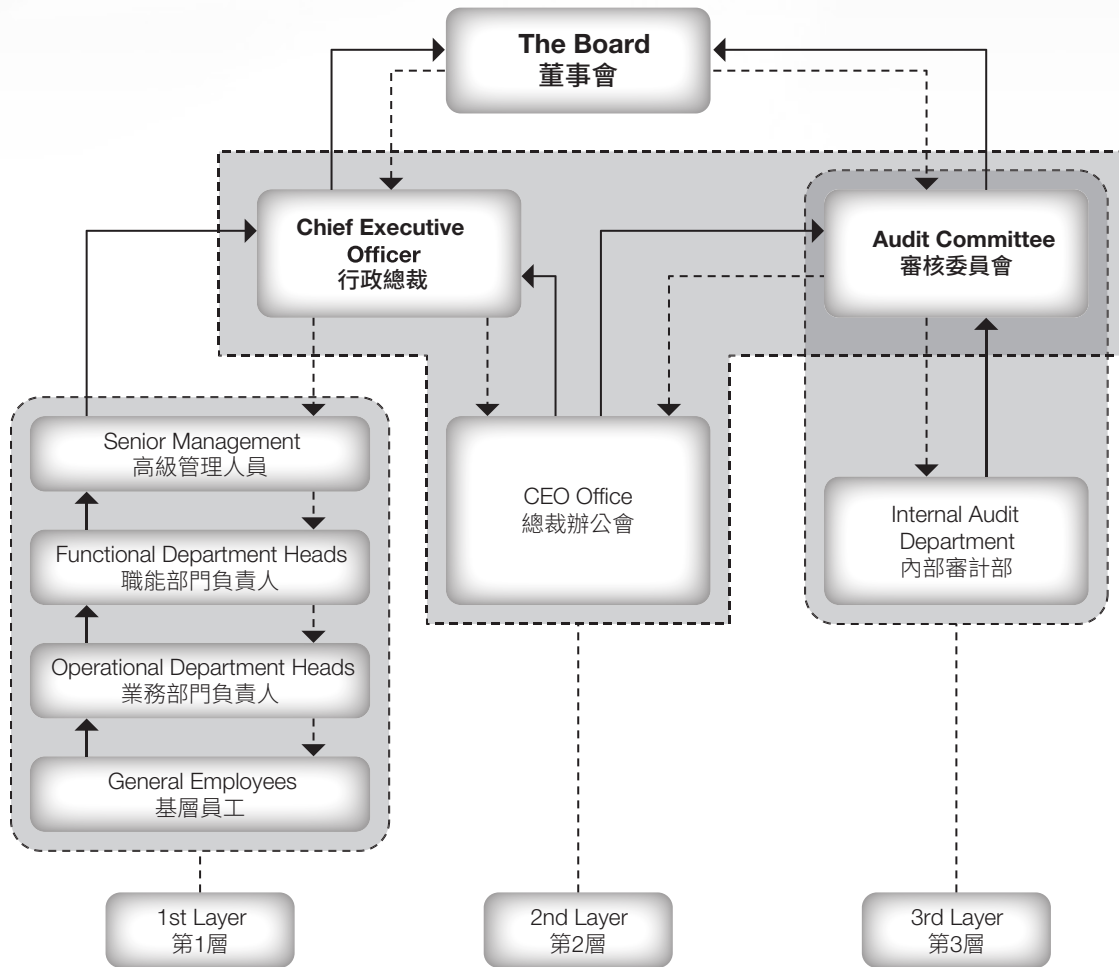
本公司亦制定了框架的守則（「守則」）。根據守則，本集團的風險管理職能由董事會、審核委員會、行政總裁、高級管理人員、總裁辦公會、內部審計部及本公司各個附屬公司所組成。

框架是一個3層系統。第1層主要包括高級管理人員及本集團不同職能部門和業務部門的主管，他們為事前控制風險的關鍵人物。第2層由審核委員會、行政總裁及總裁辦公會構成，主要負責企業風險管理工作的統籌、組織、協調與規劃，並對該項工作的開展與落實情況進行監控，是風險控制危機的關鍵。第3層包含審核委員會和內部審計部，主要負責對現時營運流程如資訊系統、業務流程及財務披露等方面進行審計及審閱，第3層常作為於風險控制危機事後處理上減低風險因素的關鍵。

**CORPORATE GOVERNANCE REPORT (continued)**  
**企業管治報告(續)**

The following diagram displays the relationship and interaction among the three layers of the Framework:

下圖顯示了框架三層系統之間的關係及互動：



Notes 附註： **→** The up flow of risk related information 表示風險有關資訊上報      **---** Request to execute the risk management measures 表示風險管理要求下達

In 2026, the CEO Office will continue to focus on the following risk management issues:

於2026年，總裁辦公會將繼續專注下列的風險管理事宜：

- |  |   |
|--|---|
| <ol style="list-style-type: none"> <li>1. Continue to strengthen and deepen the risk self-assessment and internal assessment work;</li> <li>2. Set reasonable assessment standards and methods for the impact of risk categories; and</li> <li>3. Accelerate the implementation progress of the risk management work.</li> </ol> | <ol style="list-style-type: none"> <li>1. 繼續加強、深化風險自主評估與內部評估工作；</li> <li>2. 對風險類型影響程度的評估標準與方法進行合理設置；及</li> <li>3. 加快風險管理工作的實施進度。</li> </ol> |
|--|---|

## CORPORATE GOVERNANCE REPORT (continued)

### 企業管治報告 (續)

During 2025, the IAD and the CEO Office had reviewed the risk management and internal control systems of the Group and reported their findings to the AC. The risk management and internal control systems are reviewed twice during the Year. There was no significant defect found in respect of the risk management or internal control system under review. The Board and the AC are satisfied with the effectiveness and adequacy of the risk management and internal control systems of the Group.

### WHISTLEBLOWING POLICY

The Company has established a whistleblowing policy which enables employees and other stakeholders to raise concerns in confidence regarding suspected misconduct, malpractice or irregularities in financial reporting, internal control or other matters.

### ANTI-CORRUPTION POLICY

The Company has also adopted an anti-corruption policy to promote ethical and lawful business conduct. Training on anti-corruption is provided to employees where appropriate.

### INSIDE INFORMATION POLICY

The Group has established a policy for ensuring that inside information (the "Inside Information") is disclosed to the public in an equal and timely manner in accordance with the Listing Rules and the Securities and Futures Ordinance (Chapter 571 of the Laws of Hong Kong).

The senior management of the Group is to provide timely and accurate information, to allow the Board to make an informed decision to determine whether the information is the Inside Information and/or whether the Company has to disclose such information to the public. Senior management of the Group must report to the Board and/or the CEO any information they have which they believe to be the Inside Information and will trigger the Company to discharge its disclosure duty. The Company Secretary will follow up accordingly.

The Company Secretary is responsible for disclosing the Inside Information to the public and/or is authorised to collect any information from any department and/or employee of the Group in order to help determining whether the alleged information is Inside Information and/or whether disclosure is required.

於2025年內，內部審計部及總裁辦公會已審閱本集團的風險管理及內部監控系統並向審核委員會匯報。風險管理及內部監控系統於年內檢討2次。有關檢討概無發現重大風險或內部監控系統問題。董事會及審核委員會均滿意本集團的風險管理及內部監控系統的成效及充足性。

### 舉報政策

本公司已制定舉報政策，使員工及其他持份者可在充分保密的前提下，就涉嫌的不當行為、舞弊、或可能涉及財務報告、內部控制或其他事項的違規情況提出關注。

### 反貪腐政策

本公司亦已採納反貪腐政策，以促進符合道德且依法合規的商業行為。在適當情況下，會向員工提供反貪腐方面的培訓。

### 內幕消息政策

本公司已制定政策，以確保內幕消息（「內幕消息」）根據上市規則及證券及期貨條例（香港法例第571章）公平及適時地向公眾發佈。

本集團的高級管理人員有責任提供可靠及適時的資料，讓董事會就釐定有關消息是否為內幕消息及／或本公司是否應即時向公眾公佈，作出知情的決定。所有本集團的高級管理人員須就其所知可能引致本公司須履行披露責任的內幕消息時，應向董事會及／或行政總裁報告，再由公司秘書跟進。

公司秘書負責向公眾披露內幕消息及／或有權向本集團任何部門及／或僱員收集任何資料，以進一步評估該資料是否屬於內幕消息及／或是否需要披露。

**CORPORATE GOVERNANCE REPORT (continued)**  
**企業管治報告(續)**

**CORPORATE GOVERNANCE**

**Corporate Governance Duties**

The Board is responsible for performing the corporate governance duties of the Group, including (a) developing and reviewing the policies and practices on (i) corporate governance and (ii) compliance with legal and regulatory requirements of the Company; (b) reviewing and monitoring the training and continuous professional development of the Directors and senior management; (c) developing, reviewing and monitoring the code of conduct and compliance manual (if any) applicable to employees and Directors; and (d) reviewing the Company's compliance with the CG Code and disclosure in the corporate governance report. The Board has, amongst other matters, reviewed this corporate governance report, ensuring compliance with the Listing Rules.

**COMPANY SECRETARY**

Ms. CHENG Wai Han Charmaine ("Ms. CHENG"), the company secretary of the Company, has continued to perform and discharge the duties of a company secretary under the Listing Rules.

Ms. CHENG joined the Group in October 2003 and is currently the Deputy General Manager (Group Corporate Governance Department, now renamed Group Integrated Management Department) of the Company. She has over 26 years of extensive working experience specialising in company secretarial matters, credit management, investor relations, corporate affairs and general insurance operation. Ms. CHENG is a fellow member of each of The Hong Kong Chartered Governance Institute (formerly known as The Hong Kong Institute of Chartered Secretaries) and The Chartered Governance Institute (formerly known as The Institute of Chartered Secretaries and Administrators) in England. Ms. CHENG obtained a Bachelor of Commerce degree from Mount Allison University, Canada, an Executive Master's degree in Business Administration (EMBA) from the Chinese University of Hong Kong and a Master of Science degree in Professional Accounting and Corporate Governance from the City University of Hong Kong. Ms. Cheng was the first female president of the Alumni Association of the Chinese University of Hong Kong Executive MBA Program and is a director of the Chinese University of Hong Kong Federation of Alumni Associations. She is also a member of the Advisory Board of the Hong Kong Breast Cancer Foundation from 2024 to 2026 and a member of the Breast Cancer Support Center Committee from 2024 to 2026. Ms. CHENG has fulfilled the specified qualifications and experience under Rule 3.28 of the Listing Rules and she has received no less than 15 hours of relevant professional training in compliance with Rule 3.29 of the Listing Rules during the Year.

**企業管治**

**企業管治職責**

董事會須負責履行本集團之企業管治職責，包括(a)制定及檢討有關(i)企業管治及(ii)本公司在遵守法例及監管規定方面之政策及慣例；(b)檢討及監察董事及高級管理人員之培訓及持續專業發展；(c)制定、檢討及監察僱員及董事的操守準則及合規手冊(如有)；及(d)檢討本公司遵守企管守則的情況及在企業管治報告內的披露。董事會已(其中包括)審閱此企業管治報告，確保符合上市規則。

**公司秘書**

本公司之公司秘書鄭惠嫻女士(「鄭女士」)將繼續執行及履行聯交所證券上市規則項下的公司秘書職責。

鄭女士於2003年10月加入本集團，現任本公司副總經理(集團企業管治部(現改名為集團綜合管理部))。彼擁有超過26年的豐富工作經驗，專長於公司秘書事務、信貸管理、投資者關係、企業事務和一般保險營運。鄭女士是香港公司治理公會(原稱為香港特許秘書公會)及位於英國的特許公司治理公會(原稱為特許秘書及行政人員公會)的資深會員。鄭女士於加拿大艾利森山大學取得商業學士學位，於香港中文大學取得行政人員工商管理碩士學位(EMBA)及於香港城市大學取得理科碩士學位(專業會計與企業管治)。鄭女士曾為香港中文大學行政人員工商管理碩士課程校友會首位女會長，現為香港中文大學校友會聯會教育基金會董事。彼亦於2024至2026年香港乳癌基金會顧問理事會成員及於2024年至2026年乳癌支持中心委員會成員。鄭女士已符合上市規則第3.28條所要求的專業資格及資歷，彼於年內亦已遵守上市規則第3.29條所要求的接受不少於15小時的相關專業訓練。

## CORPORATE GOVERNANCE REPORT (continued)

### 企業管治報告 (續)

#### SHAREHOLDERS' RIGHTS

The Board and the management of the Company endeavour to maintain a continuing communication with the Shareholders and investors through various channels, including the Company's general meetings. Set out below is a summary of how the Shareholders can convene a general meeting and put forward proposals at such meetings.

##### Convening a general meeting

Pursuant to Sections 566 to 568 of the Companies Ordinance (Chapter 622 of the Laws of Hong Kong) (the "Companies Ordinance"), Shareholder(s) holding at least 5% of the total voting rights of all the Shareholders having a right to vote at general meetings may, by written request authenticated by the Shareholder(s) making it (the "Written Request") and sent to the Company, require the Directors to call a meeting.

The Written Request (i) must state the general nature of the business to be dealt with; and (ii) may include the text of a resolution that may properly be moved and is intended to be moved at the meeting.

The Directors must call a meeting within 21 days after the date on which they become subject to the requirement of the relevant Shareholder(s) and such meeting must be held within 28 days after the date of the notice convening the meeting.

If the Written Request received by the Company identifies a resolution that may properly be moved and is intended to be moved at the meeting, the notice of the meeting must include notice of the resolution. The business that may be dealt with at the meeting includes a resolution that has been included in such notice of meeting. If the resolution is to be proposed as a special resolution, the Directors must include, in the notice of the meeting, the text of the resolution and specifies the intention to propose the resolution as a special resolution.

If the Directors do not call a meeting as required by the Written Request, the Shareholders who requested the meeting, or any of them representing more than one-half of the total voting rights of all of them, may themselves call a general meeting.

The meeting to be called by the Shareholders must be called (i) within 3 months after the date on which the Directors become subject to the requirement to call a meeting and (ii) in the same manner, as nearly as possible, as that in which that meeting is required to be called by the Directors.

Any reasonable expenses incurred by the Shareholders requesting the meeting by reason of the failure of the Directors duly to call a meeting must be reimbursed by the Company.

#### 股東之權利

本公司董事會及管理人員致力通過不同渠道與股東及投資者保持持續溝通，包括本公司之股東大會。以下概述股東可如何召開股東大會及於會上提呈建議。

##### 召開股東大會

根據公司條例(香港法例第622章)(「公司條例」)第566至568條，1名或多名股東(佔全體有權在股東大會上表決的股東的總表決權最少5%)，可通過遞交經提呈股東認證的書面請求(「書面請求」)至本公司，要求董事召集會議。

該書面要求(i)須述明有待處理的事務的一般性質，及(ii)可包含可恰當地動議並擬在該股東大會上動議的決議文本。

董事必須於他們收到召開股東大會之相關股東的規定所規限日期後的21日內召開股東大會，該大會須在召開該股東大會的通知發出日期後的28日內舉行。

如果本公司收到書面要求，指出一項可恰當地動議並擬在該股東大會上動議的決議，則大會通知必須包括該決議的通知。已包含在大會通知內的決議，則可列為該大會上處理的事務。如果決議案提呈為特別決議案，董事必須於股東大會的通知內包含該決議的文本，並指明擬採用特別決議的形式提出該決議的意向。

如果董事沒有按上述書面要求的規定召開會議，則要求召開該股東大會的股東，或佔全體該等股東的總表決權過半數的股東，可自行召開股東大會。

股東召開的會議，必須(i)在董事受到召開股東大會的規定所規限的日期後的3個月內，及(ii)盡可能按董事須召開該股東大會的同樣方式召開。

如因董事沒有妥為召開股東大會，導致要求召開會議的股東產生之任何合理開支，將會由公司承擔。

## CORPORATE GOVERNANCE REPORT (continued) 企業管治報告(續)

### Procedures to put forward proposals at general meetings

Pursuant to Sections 580 and 582 of the Companies Ordinance, a Shareholder may request the Company to circulate a statement of not more than 1,000 words with respect to a matter mentioned in any proposed resolution or other business to be dealt with at any general meeting.

To put forward proposals at the meeting, a Written Request must be made by (i) Shareholder(s) holding at least 2.5% of the total voting rights of all the Shareholders who have a relevant right to vote on a proposed resolution at the meeting; or (ii) at least 50 Shareholders who have a relevant right to vote on a proposed resolution at the meeting.

The Written Request must identify the statement to be circulated, and must be received by the Company at least 7 days before the relevant meeting. The expenses of circulating such statement must be paid by the Shareholder(s) who requested the circulation of the statement unless (i) the Company resolves otherwise or (ii) the meeting to which the requests related is an AGM; and requests sufficient to require the Company to circulate the statement are received in time to enable the Company to send a copy of the statement at the same time as it gives notice of the meeting.

### Enquiries from Shareholders

Shareholders should direct their enquiries in respect of their shareholdings or change of address or distribution instructions to the Company's share registrar, Boardroom Share Registrars (HK) Limited. Shareholders may at any time send their enquiries to the Board via the Investor Relations Representative of the Company whose contact details are shown under "Shareholder Information" of this annual report.

## COMMUNICATION WITH SHAREHOLDERS AND INVESTORS

The Company believes that effective communication with shareholders is essential for enhancing investor relations and investors' understanding of the Group's business performance and strategies. The Company endeavours to maintain an on-going dialogue with shareholders and in particular, through AGM and other general meetings. The chairman of the Board, all other members of the Board including INEDs, and the chairmen of all Board committees (or their delegates) will make themselves available at the AGM to meet Shareholders and answer their enquiries.

To promote effective communication, the Company maintains a website at [www.fshl.com](http://www.fshl.com), where information and updates on the Company's business developments and operations, financial information, corporate governance practices and other information are available for public access.

### 於股東大會上提呈議案程序

根據公司條例第580條及582條，股東可要求公司傳閱關於有待在該股東大會上處理的決議或其他事務，而字數不多於1,000字的陳述書。

如欲在會議上提呈建議，以下人士必須提出書面要求：(i)佔全體有相關表決權利於會上就所提呈決議案表決的股東的總表決權最少2.5%的股東；或(ii)最少50名有相關表決權利於會上就所提呈決議案表決的股東。

該書面要求須指出將予傳閱的陳述書並經所有提出該要求的人認證；及須於該要求所關乎的股東大會前最少7日送抵該公司。要求傳閱有關陳述書的股東須支付傳閱有關陳述書的費用，除非(i)公司通過決議；或(ii)有關要求所關乎的股東大會，是本公司的股東週年大會；及本公司及時收到足以令本公司須傳閱該陳述書的要求，使本公司在發出該股東大會的通知的同時，能夠送交該陳述書的文本。

### 股東查詢

股東可向本公司之股份過戶登記處實德隆證券登記有限公司查詢彼等之持股情況、地址更改或分配指示。股東可隨時透過本公司投資者關係代表向董事會提交查詢，其聯絡資料已列載於本年報「股東資料」內。

### 與股東及投資者溝通

本公司相信有效地與股東溝通對於加強投資者關係，加強投資者對於集團表現及策略的理解是不可或缺的。本公司致力於與股東維持持續對話，尤其是透過股東週年大會及其他股東大會。董事會主席、所有其他董事會的成員(包括獨立非執行董事)，以及所有董事委員會主席(或其代表)將會抽空出席股東週年大會與股東會面，並回答其有關查詢。

為促進有效溝通，本公司設立網站 [www.fshl.com](http://www.fshl.com)。網站內載有關於本公司業務發展及營運之資訊及更新，財務資料、企業管治常規及其他資料，以供公眾查閱。

## **CORPORATE GOVERNANCE REPORT (continued)** **企業管治報告 (續)**

### **Policies relating to Shareholders**

The Company has in place a Shareholders' Communication Policy to ensure that Shareholders' views and concerns are appropriately addressed. The policy is regularly reviewed to ensure its effectiveness.

The Company has reviewed the implementation and effectiveness of the shareholder communication policy during the year and conclude that it is effective because some minority shareholders have personally approached the company and ask for relevant news.

### **CONSTITUTIONAL DOCUMENTS**

There was no change in the Company's constitutional documents during the Year.

### **與股東有關的政策**

本公司已制定股東溝通政策，以確保股東的意見及關注得到適當處理。該政策會作定期檢討，以確保其行之有效。

本公司已審閱股東通訊政策於年內的執行情況及成效，並認為該政策行之有效，此乃由於部分少數股東親自接觸本公司並尋問相關資訊。

### **組織章程文件**

本年度內本公司之組織章程文件並無任何變動。

## PROFILES OF DIRECTORS 董事簡介

### EXECUTIVE DIRECTORS

#### Mr. XI Qiang (“Mr. XI”)

##### *Chairman of the Board*

##### *Chairman of the Nomination Committee*

Aged 50, has been appointed as an executive Director, the chairman of the Board, chairman of the nomination committee and Authorised Representative, with effect from 17 November 2025. Mr. XI has nearly 31 years of experience in finance, risk management and corporate operations. He is familiar with risk management in the spot and futures markets for bulk commodities, inventory risk management, credit risk management and other related businesses. He graduated from the Central University of Finance and Economics in the People’s Republic of China in 1997 with a Bachelor’s degree in economics, majoring in public finance. Mr. XI holds the qualifications of Chinese Certified Public Accountant, Chinese Certified Enterprise Risk Manager and Chinese Futures Practitioner.

#### Dr. LI Gang (“Dr. LI”)

##### *Chief Executive Officer*

##### *Member of Remuneration Committee*

Aged 47, was appointed as an ED and Vice President on 1 June 2023 and the CEO with effect from 17 November 2025. Dr. LI has 12 years of experience in the textile industry, 19 years of experience in strategic research and planning, strategy implementation and investment project management. Expertise in strategic development planning and more. Dr. LI once served two Hong Kong listed companies, China Agri Oils and Sinochem Fertilizer. He graduated from Hubei University of Technology with a Bachelor’s degree in industrial finance and accounting in 2001, a Master’s degree in economics from Zhongnan University of Economics and Law in 2004, and a Doctor’s degree in economics from Renmin University of China in 2007.

### 執行董事

#### 郝強先生(「郝先生」)

##### *董事會主席*

##### *提名委員會主席*

現年50歲，自2025年11月17日起出任執行董事、董事會主席、提名委員會主席及授權代表。郝先生擁有近31年從事財務、風險管理及企業運營領域經驗，熟悉大宗商品期現貨市場風險管理、存貨風險管理、信用風險管理等業務。彼於1997年畢業於中國中央財經大學，財政學專業，獲得經濟學學士學位。郝先生擁有中國會計師、中國註冊企業風險管理師及中國期貨從業資格。

#### 李剛博士(「李博士」)

##### *行政總裁*

##### *薪酬委員會成員*

現年47歲，自2023年6月1日起出任執行董事兼副總裁，並自2025年11月17日起出任行政總裁。李博士擁有12年從事紡織行業經驗，19年戰略研究與規劃、戰略執行與投資項目管理經驗。李博士曾經服務於中國糧油、中化化肥兩家香港上市公司，具備工業製造企業財務管理、產業研究與戰略發展規劃等方面的專業知識。彼於2001年畢業於湖北工業大學工業財務與會計本科專業學習管理學學士學位，並於2004年畢業於中南財經政法大學經濟學碩士學位及於2007年畢業於中國人民大學經濟學博士學位。

**PROFILES OF DIRECTORS (continued)****董事簡介 (續)****Mr. YAU Hang Tat Andrew (“Mr. YAU”)**

Aged 57, was appointed as an ED on 28 August 2018. Mr. YAU is also the chief marketing officer of the Group and holds directorships in certain subsidiaries of the Company. Mr. YAU joined the Group in 1992 and has over 31 years of experience in the textile industry with extensive experience in operations and strategic planning. Mr. YAU graduated from the Hong Kong Polytechnic (now known as The Hong Kong Polytechnic University) in 1991 with a Higher Diploma in Textile Technology and subsequently obtained a Master of Science degree in Textile Engineering from the University of Leeds in England in 1992. He earned an Executive Master of Business Administration degree and a Master of Science (MSc) degree in Finance from the Chinese University of Hong Kong in 2015 and 2019, respectively.

**Mr. YIN Jian (“Mr. YIN”)**

Aged 47, graduated from China Agricultural University College of Economics and Management with a Master’s degree in agricultural economics and management. Mr. YIN previously worked at China National Cotton Group Corporation. He has 23 years of experience in administrative management, strategic investment, and market research, with strong abilities in strategic planning and business decision-making.

**Mr. ZHANG Zheng (“Mr. ZHANG”)**

Aged 40, was appointed as an ED on 1 April 2021. Mr. ZHANG graduated with a Bachelor Degree in Economics from Renmin University of China in 2009, and a Master’s Degree in Economics from Renmin University of China in 2011. He obtained with the professional qualification of board secretary of Shenzhen Stock Exchange in 2017. He has adequate knowledge in equity financing, mergers and acquisitions and fund management. Mr. ZHANG was the Researcher, Assistant of Fund Manager and Fund Manager of Da Cheng Fund Management Co., Ltd. between 2011 and 2017.

**邱恒達先生 (「邱先生」)**

現年57歲，於2018年8月28日獲委任為執行董事。彼現任本集團市場總裁，亦擔任本公司若干附屬公司之董事。邱先生於1992加入本集團，擁有超過31年從事紡織行業之經驗，並於營運及策略性規劃方面具廣泛經驗。邱先生在1991年畢業於香港理工學院（現香港理工大學之前身），獲頒紡織技術高級文憑，隨後前往英國裡茲大學，並於1992年獲紡織工程科學碩士學位。彼分別於2015年及2019年獲得香港中文大學頒發行政人員工商管理碩士學位及金融學理學碩士學位。

**尹堅先生 (「尹先生」)**

現年47歲，畢業於中國農業大學經濟管理學院農業經濟管理專業管理學碩士學位。尹先生曾於中華棉花集團有限公司工作。彼擁有23年行政管理、戰略投資及市場研究經驗，具備戰略謀劃和經營決策能力。

**張正先生 (「張先生」)**

現年40歲，於2021年4月1日獲委任為執行董事。張先生於2009年畢業於中國人民大學經濟學學士學位，並於2011年畢業於中國人民大學經濟學碩士學位。彼亦於2017年考獲深圳證券交易所董事會秘書資格證書。彼於股權融資、投資併購及基金管理擁有一定知識。張先生於2011年至2017年期間，歷任大成基金管理有限公司研究員、基金經理助理及基金經理。

**PROFILES OF DIRECTORS (continued)**  
**董事簡介(續)**

**NON-EXECUTIVE DIRECTORS**

**Dr. YEN Gordon (“Dr. YEN”)**

*Non-executive Vice Chairman*

*Member of Audit Committee*

Aged 56, has been a NED since 31 May 2013 and was appointed as the Non-executive Vice Chairman of the Board on 28 August 2018. He was further appointed as a member of the Audit Committee on 7 June 2025. Prior to that, he was the Chief Financial Officer of the Group and an ED. He joined the Group in 1999 and was then promoted to the role of ED in 2004 before being re-designated as a NED. Dr. YEN is currently the founding managing partner of Radiant Tech Ventures Limited, an innovation and technology venture capital firm. Dr. YEN is registered as a responsible officer under the Securities and Futures Ordinance for Type 9 (asset management) regulated activity. He serves as an independent non-executive director and a member of the audit committee and the nomination committee as well as the chairman of the sustainability committee of Impro Precision Industries Limited, and also serves as an independent non-executive director and a member of the nomination committee of Asia Allied Infrastructure Holdings Limited, both companies listed on the Main Board of The Stock Exchange of Hong Kong Limited. Dr. YEN is a distinguished professor at the City University of Hong Kong; chairman of the Hong Kong Venture Investment and Business Angel Network; and a Director of Hong Kong Venture Capital & Private Equity Association (HKVCA). He holds a Bachelor’s degree in Manufacturing Engineering from Boston University, USA; a Master degree in Business Administration from McGill University, Canada and a Doctorate in Business Administration from The Hong Kong Polytechnic University.

**Ms. ZHOU Jing (“Ms. ZHOU”)**

Aged 40, graduated from the Law School Beijing Normal University with a master’s degree in litigation law. Ms. ZHOU has 16 years of legal work experience. She has extensive experience in corporate legal affairs management and risk resolution, is familiar with domestic and foreign laws, regulations, and industry norms.

**非執行董事**

**嚴震銘博士(「嚴博士」)**

*非執行副主席*

*審核委員會成員*

現年56歲，自2013年5月31日起出任非執行董事，於2018年8月28日獲委任為董事會非執行副主席，並於2025年6月7日獲委任為審核委員會成員。彼之前為本集團執行董事兼首席財務官。彼於1999年加入本集團，於2004年晉升為執行董事，其後被任命為非執行董事。嚴博士現為慧科科創投資有限公司(一家創新和技術開發投資公司)的創始及執行合夥人，並註冊為證券及期貨條例下第9類(資產管理)受規管活動之負責人員。彼為鷹普精密工業有限公司之獨立非執行董事及審核委員會、提名委員會成員及可持續發展委員會主席，亦為亞洲聯合基建控股有限公司之獨立非執行董事及提名委員會之成員，兩家公司均為香港聯合交易所有限公司主板上市公司。嚴博士為香港城市大學特約教授、香港風險及天使投資脈絡主席及香港創業及私募投資協會(HKVCA)會董。彼持有美國波士頓大學生產工程學士學位、加拿大麥基爾大學工商管理碩士學位及香港理工大學工商管理博士學位。

**周靜女士(「周女士」)**

現年40歲，於2009年畢業於北京師範大學法學院訴訟法學專業，獲得法學碩士。周女士擁有16年法律工作經驗。她在公司法律事務管理和風險化解方面經驗豐富，熟悉國內外法律法規及行業規範。

## PROFILES OF DIRECTORS (continued)

### 董事簡介(續)

#### INDEPENDENT NON-EXECUTIVE DIRECTORS

##### Mr. NG Kwok Tung (“Mr. NG”)

###### *Chairman of the Audit Committee*

###### *Member of the Remuneration Committee*

Aged 75, joined the Board in 1993 as an INED, and was then appointed as the chairman of the Audit Committee and a member of the Remuneration Committee. Mr. NG is a practising accountant. He holds a Bachelor of Commerce Degree and a Licentiate in Accountancy from McGill University, Canada and a Diploma in Chinese Law from the University of East Asia, Macao. Mr. NG is a member of each of Hong Kong Institute of Certified Public Accountants, Institute of Chartered Professional Accountants of British Columbia, Order of Chartered Professional Accountants of Quebec, The Canadian Institute of Chartered Professional Accountants, The Taxation Institute of Hong Kong, The Society of Chinese Accountants and Auditors and the Society of Registered Financial Planners in Hong Kong.

##### Mr. YING Wei (“Mr. YING”)

###### *Chairman of the Remuneration Committee*

###### *Member of the Nomination Committee*

Aged 59, was appointed as an INED, the chairman of the Remuneration Committee and a member of the Nomination Committee on 1 January 2015. Mr. YING holds a Master's Degree in Business Administration from the University of San Francisco and a Bachelor's Degree in Economics from the Zhejiang Gongshang University (formerly known as Hangzhou Institute of Commerce) in the PRC. He is a non-practising member of the Chinese Institute of Certified Public Accountants. For the period from 1989 to 2007, Mr. YING served as an ED and the Vice President of China Resources Textiles (Holdings) Company Limited. Between 2007 and 2009, he served as the Vice President of China Water Affairs Group Limited, a company listed in Hong Kong. From July 2008 to July 2009, he held the position of an ED and the President of China City Infrastructure Group Ltd. (formerly known as China Botanic Development Holdings Limited), a company listed in Hong Kong. From September 2011 to March 2022, Mr. YING was an INED of China Hengtian Lixin International Co., LTD. From May 2016 to February 2021, he served as a director of Shenzhen listed Giant Network Group Co., LTD. (formerly known as Chongqing New Century Cruises Co., LTD.). From 2016 to 2025, he was an INED of Zhongsheng Group Holdings Limited, a company listed in Hong Kong. Currently, Mr. YING is a NED of China Health Group Limited, a listed company in Hong Kong and a managing partner of CDH Investments.

#### 獨立非執行董事

##### 伍國棟先生(「伍先生」)

###### *審核委員會主席*

###### *薪酬委員會成員*

現年75歲，於1993年加入董事會為獨立非執行董事，其後被任命為審核委員會主席及薪酬委員會成員。伍先生現為執業會計師。彼持有加拿大麥基爾大學商學院商科學士學位及高級會計文憑及澳門東亞大學中國法律文憑。伍先生為香港會計師公會、加拿大英屬哥倫比亞特許會計師公會、加拿大魁北克省特許會計師公會、加拿大特許會計師公會、香港稅務學會、香港華人會計師公會及註冊財務策劃師協會會員。

##### 應偉先生(「應先生」)

###### *薪酬委員會主席*

###### *提名委員會成員*

現年59歲，於2015年1月1日獲委任為獨立非執行董事、薪酬委員會之主席及提名委員會之成員。應先生持有舊金山大學工商管理碩士學位及浙江工商大學(前稱杭州商學院)經濟學學士學位，並為中國註冊會計師協會之非執業會員。於1989年至2007年期間，應先生曾於華潤紡織(集團)有限公司工作，擔任執行董事及副總裁。於2007年至2009年期間，彼出任香港上市公司中國水務集團有限公司之副總裁。於2008年7月至2009年7月期間，彼出任香港上市公司中國城市基礎設施集團有限公司(前稱中國植物開發控股有限公司)之執行董事及總裁。於2011年9月至2022年3月期間，應先生為中國恒天立信國際有限公司之獨立非執行董事。於2016年5月至2021年2月期間，彼為深圳上市公司巨人網絡集團有限公司(前稱重慶新世紀郵輪股份有限公司)之董事。2016年至2025年期間，彼為香港上市公司中升集團控股有限公司之獨立非執行董事。目前，應先生為香港上市公司中國衛生集團有限公司之非執行董事及鼎暉投資之管理合夥人。

**PROFILES OF DIRECTORS (continued)**  
**董事簡介(續)**

**Mr. WONG Kwong Chi (“Mr. WONG”)**

**Member of the Audit Committee**

Aged 74, has been an INED since 30 June 2021 and was further appointed as a member of the Audit Committee since 1 November 2021. Mr. WONG was an INED from 1998 to 2012. He has extensive experience in the capital investment market. Mr. WONG is a founding partner and a member of the investment committee of Whiz Partners Asia Limited and he is the chairman of the board of directors of Cornwall Medical Holding Company Limited. He was an executive director of CDC Corporation which is a listed company in the United States and an executive director of CDC Software Corporation which is a public company in the United States. He was also an executive director of China.com Inc. (now known as Sino Splendid Holdings Limited) and an independent non-executive director of Glory Mark Hi-Tech (Holdings) Limited and Sinoref Holdings Limited (now known as Cybernaut International Holdings Company Limited), all of which are listed companies in Hong Kong. Mr. WONG holds a Bachelor’s degree of Science in Physics and a Master’s degree in Business Administration from the Chinese University of Hong Kong. Additionally, Mr. WONG served as the former Chairman of the Hong Kong Venture Capital and Private Equity Association, the former Vice President of The Hong Kong Electronic Industries Association and the former Vice President of the Hong Kong Auto Parts Industry Association. He is also a member of the Hong Kong Young Industrialists Council and the Honorary Advisor of the Hong Kong Critical Components Manufacturers Association.

**Dr. LIN Lin (“Dr. LIN”)**

**Member of Nomination Committee**

Aged 53, was appointed as an INED and a member of the Nomination Committee with effect from 7 June 2025. She graduated from Shanghai University of Engineering Science in 1993 with a Bachelor’s degree in Textile Chemistry and Dyeing & Finishing Engineering. In 1999, she obtained a Master’s degree in Textile Chemistry and Dyeing & Finishing Engineering from Beijing Institute of Fashion Technology. Subsequently, in 2003, she completed her Ph.D. in Textile Chemistry and Dyeing & Finishing Engineering from Donghua University. Currently, Dr. LIN holds the position of Professorate Senior Engineer. Over the years, Dr. LIN has held prominent positions including Director of the Industry Department, Deputy Secretary General, Secretary General, Vice President and Secretary General, and at the China Dyeing and Printing Association (“CDPA”), where she now serves as the President of CDPA, a non-profit social organization which is voluntarily composed of experienced professionals, enterprises and institutions from the textile printing and dyeing industry. Dr. LIN has extensive experience in association work and industry services, is familiar with the current status and development trends of the printing and dyeing industry and related fields both domestically and internationally, and has a systematic understanding of relevant technologies, standards, management policies and requirements.

**王幹芝先生(「王先生」)**

**審核委員會成員**

現年74歲，自2021年6月30日起出任獨立非執行董事，並於2021年11月1日獲委任為審核委員會成員。王先生於1998年至2012年曾擔任本集團獨立非執行董事。彼在資本投資市場上有豐富經驗。王先生為匯澤亞洲投資有限公司創始合夥人及投資委員會成員，以及為安和醫療集團董事會主席。彼曾任CDC Corporation之執行董事為一家美國上市公司及CDC Software Corporation之執行董事為一家美國公眾公司。彼亦曾任中華網科技公司(現稱中國華泰瑞銀控股有限公司)之執行董事、輝煌科技(控股)有限公司及華耐科技控股有限公司(現稱賽伯樂國際控股有限公司)之獨立非執行董事，全為香港上市公司。王先生持有香港中文大學頒發之物理學理學學士學位及工商管理學碩士學位。王先生為香港創業及私募投資協會前任主席、香港電子業商會前任副會長及香港汽車零部件工業協會前任副會長。彼亦為香港青年工業家協會會員及香港關鍵性零部件製造業協會名譽司庫。

**林琳博士(「林博士」)**

**提名委員會成員**

現年53歲，自2025年6月7日起出任獨立非執行董事及提名委員會成員。1993年畢業於上海工程技術大學，獲紡織化學與染整工程學士學位。1999年，林博士於北京服裝學院畢業並獲紡織化學與染整工程碩士學位。她及後於2003年畢業於東華大學，獲紡織化學與染整工程博士學位。林博士是一位教授級高級工程師。多年來，林博士曾擔任中國印染行業協會的產業部主任、副秘書長、秘書長及副會長兼秘書長等重要職務，目前擔任中國印染行業協會的會長。中國印染行業協會是一個非營利性社會組織，由來自紡織印染行業的經驗豐富的專業人士、企業和機構自願組成。林博士在協會工作和行業服務方面擁有豐富的經驗，熟悉國內外印染行業、相關領域現狀及發展趨勢，系統了解相關技術、標準、管理政策和要求。

## DIRECTORS' REPORT

### 董事會報告

The Directors present the annual report and the audited consolidated financial statements of the Group for the year ended 31 December 2025 (the "Year").

#### PRINCIPAL ACTIVITIES

The Company acts as an investment holding company. The Group is principally engaged in the textile and garment businesses, including the production and sale of knitted fabric and garments. Details of the principal activities of its principal subsidiaries are set out in note 35 to the consolidated financial statements.

#### FINANCIAL STATEMENTS AND APPROPRIATIONS

The Group's financial performance for the Year and the financial position of the Group as at 31 December 2025 are set out in the consolidated financial statements on pages 91 to 188 of this annual report. No interim dividend was declared for the six months ended 30 June 2025. The Board has resolved to recommend the payment of a final dividend of HK5.70 cents per share of the Company (the "Share") (payout ratio: 97.93%) in respect of the Year (2024: HK\$1.16 cents per share with a payout ratio of 100%) to the shareholders of the Company (the "Shareholders") whose names will appear on the register of members of the Company (the "Register of Members") on Wednesday, 17 June 2026. The Board has not recommended any special dividend for the Year (2024: special dividend of HK4.34 cents per share, amounting to HK\$53,114,000).

Subject to the approval of the Shareholders at the forthcoming AGM of the Company to be held on Thursday, 4 June 2026, it is expected that the final dividend will be paid on or about Monday, 29 June 2026.

#### DIRECTORS

The Directors during the Year and up to the date of this report were as follows:

##### EDs

Mr. Xi Qiang

(appointed as Chairman on 17 November 2025)

Dr. Li Gang

(appointed as CEO on 17 November 2025)

Mr. YAU Hang Tat Andrew

Mr. YIN Jian

Mr. ZHANG Zheng

Mr. LIU Xianfu

(resigned as Chairman and CEO on 17 November 2025)

##### NEDs

Dr. YEN Gordon (Non-executive Vice Chairman of the Company)

Ms. ZHOU Jing (appointed on 1 April 2025)

Mr. TAO Yongming (resigned on 1 April 2025)

董事提呈本集團截至2025年12月31日止年度(「本年度」)之年報及經審核綜合財務報表。

#### 主要業務

本公司為一間投資控股公司。本集團主要從事紡織及成衣業務，包括生產及銷售針織布料及成衣。其主要附屬公司之主要業務載列於綜合財務報表附註35內。

#### 財務報表及分配

本集團本年度之財務業績及本集團於2025年12月31日止年度之財務狀況載列於本年報第91至188頁之綜合財務報表內。截至2025年6月30日止六個月內並無派發中期股息，本公司董事會(「董事會」)決議建議就本年度向於2026年6月17日(星期三)名列在本公司股東名冊(「股東名冊」)之本公司股東(「股東」)派發末期股息本公司股份(「股份」)每股5.70港仙，派息比率為97.93%(2024年：每股1.16港仙，派息比率為100%)。董事會不建議派付任何本年度之特別股息(2024年：特別股息每股4.34港仙，合共53,114,000港元)。

待在即將於2026年6月4日(星期四)舉行的本公司股東週年大會上獲股東批准後，末期股息預期於2026年6月29日(星期一)或其前後派付。

#### 董事

本年度內及截至本年報日期，董事名單如下：

##### 執行董事

郝強先生

(於2025年11月17日獲委任為主席)

李剛博士

(於2025年11月17日獲委任為行政總裁)

邱恒達先生

尹堅先生

張正先生

劉賢福先生

(於2025年11月17日辭任主席兼行政總裁)

##### 非執行董事

嚴震銘博士(本公司非執行副主席)

周靜女士(於2025年4月1日獲委任)

陶永銘先生(於2025年4月1日辭任)

**DIRECTORS' REPORT (continued)**  
**董事會報告(續)**

*INEDs*

Mr. NG Kwok Tung  
Mr. YING Wei  
Mr. WONG Kwong Chi  
Dr. LIN Lin (appointed on 7 June 2025)  
Mr. William LAM (resigned on 7 June 2025)

According to the Articles, Mr. XI Qiang, Dr. LI Gang, Mr. ZHANG Zheng, Mr. NG Kwok Tung and Dr. LIN Lin will retire and being eligible, will offer themselves for re-election at the forthcoming AGM. Mr. NG Kwok Tung and Mr. YING Wei have served as INEDs for more than nine years. The Nomination Committee of the Company believes that Mr. NG Kwok Tung and Mr. YING Wei have demonstrated their integrity and independence in their appointed positions and contribution to the Board, providing independent judgment and fresh perspectives to the Company's affairs, unaffected by their length of service. The Board is confident that their in-depth understanding of the Group's business and their extensive experience and professional knowledge will continue to make significant contributions to the Board.

The independence of INEDs has been assessed by the Company's Nomination Committee. The Company has also received annual confirmations regarding their independence, as per the independence guidelines under Listing Rule 3.13. The Board confirms that all Independent Non-Executive Directors of the Company are independent individuals.

As at 31 December 2025, no Director proposed for re-election at the forthcoming AGM had a service contract with the Company or any of its subsidiaries, which is not determinable by the Group within 1 year without payment of compensation, other than statutory compensation.

The biographical details of the Directors are set out on pages 67 to 71 of this annual report.

*獨立非執行董事*

伍國棟先生  
應偉先生  
王幹芝先生  
林琳博士 (於2025年6月7日獲委任)  
林偉成先生 (於2025年6月7日辭任)

根據章程細則，郝強先生、李剛博士、張正先生、伍國棟先生及林琳博士將於即將舉行的股東週年大會上輪值告退及均符合資格膺選連任，彼等均願意於股東週年大會上膺選連任。獨立非執行董事伍國棟先生及應偉先生在任已超過九年。本公司提名委員會認為伍國棟先生及應偉先生於擔任其獲委任之職務及出任董事會成員時，均展現其品格及判斷之獨立性，並能對本公司事務向董事會提供獨立的判斷及嶄新的觀點，而不受其年資所影響。董事會相信憑著彼等對本集團業務之深入了解及其豐富經驗和專業知識，能持續為董事會作出重要貢獻。

獨立非執行董事之獨立性已經由本公司提名委員會評估。本公司亦已接獲各獨立非執行董事根據上市規則第3.13條之獨立性指引作出有關彼等獨立性之年度確認書。董事會認為本公司所有獨立非執行董事皆為獨立人士。

於2025年12月31日，並無擬在即將舉行之股東週年大會上重選連任之董事，與本公司或其任何附屬公司訂立本集團在1年內不可在不予賠償(法定賠償除外)的情況下終止的服務合約。

有關董事履歷之詳情載列於本年報第67至第71頁。

## DIRECTORS' REPORT (continued)

### 董事會報告 (續)

#### DIRECTORS' INTERESTS IN SECURITIES

As at 31 December 2025, the interests and short positions of the Directors and the chief executive of the Company in the shares, underlying shares and debentures of the Company or any of its associated corporations (within the meaning of Part XV of the Securities and Futures Ordinance (Chapter 571 of the Laws of Hong Kong) (the "SFO")), which were required to be: (a) notified to the Company and The Stock Exchange of Hong Kong Limited (the "Stock Exchange") pursuant to Divisions 7 and 8 of Part XV of the SFO (including interests and short positions which they were taken or deemed to have under such provisions of the SFO), (b) recorded in the register required to be kept by the Company pursuant to Section 352 of the SFO (the "Register"), or (c) notified to the Company and the Stock Exchange pursuant to the Model Code for Securities Transactions by Directors of Listed Issuers as set out in Appendix 10 to the Rules Governing the Listing of Securities on the Stock Exchange (the "Listing Rules" and the "Model Code", respectively), were as follows:

Long positions in the Shares:

Name of Directors	Capacity	Nature of Interests	Number of Shares Held	Total	Approximate % of the Issued Shares
董事姓名	身份	權益性質	股份及相關股份目	總數	約佔本公司總已發行股本百分比
Dr. YEN Gordon 嚴震銘博士	Beneficial owner 實益擁有人	Personal interest 個人權益	8,380,000	8,380,000	0.68
Mr. YAU Hang Tat Andrew 邱恒達先生	Beneficial owner 實益擁有人	Personal interest 個人權益	2,508,000	2,888,000	0.24
	Spouse's interests 配偶權益	Family interest 家族權益	380,000 (Note) (附註)		

Note: Mr. YAU Hang Tat Andrew is deemed to be interested in 380,000 Shares held by his spouse under the SFO.

Save as disclosed above, as at 31 December 2025, none of the Directors and the chief executive of the Company had any interests or short positions in any shares, underlying shares or debentures of the Company or any of its associated corporations (within the meaning of Part XV of the SFO), which (a) had been notified to the Company and the Stock Exchange pursuant to Divisions 7 and 8 of Part XV of the SFO (including interests and short positions which they were taken or deemed to have under such provisions of the SFO), (b) were recorded in the Register, or (c) had been notified to the Company and the Stock Exchange pursuant to the Model Code.

#### 董事之證券權益

於2025年12月31日，本公司董事及最高行政人員於本公司或其任何相聯法團（具有香港法例第571章證券及期貨條例（「證券及期貨條例」）第XV部所賦予之涵義）之股份、相關股份及債權證中須擁有(a)按證券及期貨條例第XV部第7及8分部通知本公司及香港聯合交易所有限公司（「聯交所」）之權益及淡倉（包括根據證券及期貨條例之有關規定彼等被當作或視為擁有之權益及淡倉）；(b)根據本公司按證券及期貨條例第352條所存置之記錄於該條所述之名冊（「名冊」）之權益及淡倉；或(c)按聯交所證券上市規則附錄C3所載之上市發行人董事進行證券交易的標準守則（分別為「上市規則」及「標準守則」）通知本公司及聯交所之權益及淡倉如下：

於股份的好倉情況：

附註：根據證券及期貨條例，邱恒達先生被視為擁有其配偶所持有本公司的380,000股股份之權益。

除上述披露者外，於2025年12月31日，概無本公司董事、最高行政人員於本公司或其任何相聯法團（具有證券及期貨條例第XV部所賦予之涵義）之任何股份、相關股份及債權證中擁有根據本公司(a)按證券及期貨條例第XV部第7及8分部通知本公司及聯交所之權益及淡倉（包括根據證券及期貨條例之有關規定彼等被當作或視為擁有之權益及淡倉）；(b)記錄於該條所述之名冊之權益及淡倉；或(c)按標準守則須通知本公司及聯交所之任何權益或淡倉。

**DIRECTORS' REPORT (continued)**  
**董事會報告(續)**

**SUBSTANTIAL SHAREHOLDERS' AND OTHER PERSONS' INTERESTS**

As at 31 December 2025, the following persons (other than a Director or the chief executive of the Company)/entities had interests and short positions in the Shares and underlying Shares as recorded in the register of interests of the substantial shareholders required to be kept by the Company pursuant to Section 336 of the SFO (the "Substantial Shareholders' Register").

Long positions in the Shares:

**主要股東及其他人士權益**

於2025年12月31日，根據本公司按證券及期貨條例第336條所存置之主要股東名冊(「主要股東名冊」)記錄，下列人士(本公司董事或最高行政人員除外)／實體於股份及相關股份中擁有權益及淡倉為：

於股份的好倉情況：

Name of Substantial Shareholders	Capacity	Nature of Interests	Number of Shares Held	Total	Approximate % of the Issued Shares
主要股東名稱	身份	權益性質	持有股份數目	總數	約佔已發行股份百分比
COFCO Corporation ("COFCO") 中糧集團有限公司(「中糧」)	Interest of controlled corporations 控制法團的權益	Corporate interest 法團權益	485,092,000 (Notes 1 and 2) (附註1及2)	485,092,000	39.60
Chinatex Corporation Limited ("Chinatex") 中國中紡集團有限公司(「中紡」)	Interest of controlled corporations 控制法團的權益	Corporate interest 法團權益	485,092,000 (Notes 1 and 2) (附註1及2)	485,092,000	39.60
Chinatex Yieldfull Investment Co., Ltd. ("Yieldfull") 中紡盈豐投資管理有限公司(「盈豐」)	Beneficial owner 實益擁有人	Personal interest 個人權益	409,036,000	409,036,000	33.39
Mr. SUN Weiting ("Mr. SUN") 孫偉挺先生(「孫先生」)	Interest of controlled corporations 控制法團的權益	Corporate interest 法團權益	211,966,000 (Note 3) (附註3)	211,966,000	17.30
Ms. CHEN Lingfen ("Ms. CHEN") 陳玲芬女士(「陳女士」)	Interest of controlled corporations 控制法團的權益	Corporate interest 法團權益	211,966,000 (Note 3) (附註3)	211,966,000	17.30
Huafu Holding Co., Ltd. ("Huafu Holding") 華孚控股有限公司(「華孚控股」)	Interest of controlled corporations 控制法團的權益	Corporate interest 法團權益	211,966,000 (Note 3) (附註3)	211,966,000	17.30
Huafu Fashion Co., Ltd. ("Huafu Fashion") 華孚時尚股份有限公司(「華孚時尚」)	Interest of controlled corporations 控制法團的權益	Corporate interest 法團權益	211,966,000 (Note 3) (附註3)	211,966,000	17.30
Mr. HA Chung Fong ("Mr. HA") 夏松芳先生(「夏先生」)	Beneficial owner 實益擁有人	Personal interest 個人權益	100,562,948	100,176,948	8.21
Ms. TANG Kuen Mui ("Ms. TANG") 鄧娟妹女士(「鄧女士」)	Spouse's interests 配偶權益	Family interest 家族權益	100,562,948 (Note 4) (附註4)	100,176,948	8.21

\* For identification purpose only

\* 僅供識別

## DIRECTORS' REPORT (continued)

### 董事會報告 (續)

#### Notes:

1. Yieldfull is a wholly-owned subsidiary of Chinatex and Chinatex is a wholly-owned subsidiary of COFCO. Therefore, each of Chinatex and COFCO is deemed to be interested in the Shares held by Yieldfull under the SFO.
2. As at 31 December 2025, Chinatex (H.K.) Holding Limited ("Chinatex (H.K.)") held 76,056,000 Shares as beneficial owner. Chinatex (H.K.) is a wholly-owned subsidiary of Chinatex and Chinatex is a wholly-owned subsidiary of COFCO. Therefore, each of Chinatex and COFCO is deemed to be interested in the Shares held by Chinatex (H.K.) under the SFO.
3. Hong Kong Tin Shing Trading Limited ("Tin Shing") held 211,966,000 Shares as beneficial owner. Tin Shing is a wholly-owned subsidiary of Huafu HK Co. Limited ("Huafu HK"). Huafu HK is a wholly-owned subsidiary of Shenzhen Huafu Import and Export Co., Ltd. ("Shenzhen Huafu") and Shenzhen Huafu is a wholly-owned subsidiary of Huafu Fashion. Huafu Fashion is owned as to 23.60% by Huafu Holding and Huafu Holding is owned as to 50% by each of Mr. SUN and Ms. CHEN. Therefore, each of Huafu HK, Shenzhen Huafu, Huafu Fashion, Huafu Holding, Mr. SUN and Ms. CHEN is deemed to be interested in the Shares held by Tin Shing under the SFO.
4. Ms. TANG, spouse of Mr. HA, is deemed to be interested in the Shares held by Mr. HA under the SFO.

Save as disclosed above, as at 31 December 2025, the Directors were not aware of any persons (other than a Director or the chief executive of the Company) who/entities which had any interests and short positions in the Shares and underlying Shares, which were recorded in the Substantial Shareholders' Register.

## ARRANGEMENTS TO PURCHASE SHARES OR DEBENTURES

Save as disclosed above, at no time during the Year was the Company, or its holding companies, or any of its subsidiaries or fellow subsidiaries a party to any arrangements to enable the Directors to acquire benefits by means of the acquisition of shares in, or debentures of, the Company or any other body corporate and no such arrangements subsisted as at 31 December 2025.

## PERMITTED INDEMNITY PROVISION

Pursuant to the Articles, every Director shall be entitled to be indemnified out of the assets of the Company against all losses or liabilities which he may sustain or incur in or about the execution of the duties of his office. Such provision was in force during the course of the Year and remained in force as of the date of this report.

The Company has arranged appropriate directors and officers liability insurance in respect of relevant legal actions against the Directors.

#### 附註：

1. 根據證券及期貨條例，盈豐為中紡之全資附屬公司，而中紡則為中糧的全資附屬公司。因此，中紡及中糧各自被視作擁有盈豐所持股份之權益。
2. 根據證券及期貨條例，於2025年12月31日，中紡(香港)控股有限公司(「中紡(香港)」)持有76,056,000股股份(作為實益擁有人)。中紡(香港)為中紡之全資附屬公司，而中紡則為中糧之全資附屬公司。因此，中紡及中糧各自被視作擁有中紡(香港)所持股份之權益。
3. 香港天成貿易有限公司(「天成」)持有211,966,000股股份(作為實益擁有人)。天成為香港華孚有限公司(「香港華孚」)之全資附屬公司。香港華孚為深圳市華孚進出口有限公司(「深圳華孚」)之全資附屬公司，而深圳華孚為華孚時尚之全資附屬公司。華孚時尚由華孚控股持有23.60%權益，而華孚控股由孫先生及陳女士分別持有50%權益。因此，根據證券及期貨條例，香港華孚、深圳華孚、華孚時尚、華孚控股、孫先生及陳女士均被視為擁有天成持有的股份的權益。
4. 根據證券及期貨條例，鄧女士為夏先生之配偶，因而被當作擁有夏先生所持股份之權益。

除上述披露者外，於2025年12月31日，董事並不知悉任何人士(本公司董事或最高行政人員除外)／實體於股份及相關股份中擁有須記錄於主要股東名冊之權益或淡倉。

## 購買股份或債券安排

除上述披露者外，本公司／或其任何控股公司／或其任何附屬公司或其任何同系附屬公司，於2025年12月31日止及年度內均無或存在任何安排，使董事可藉購買本公司或任何其他公司之股份或債券而獲益。

## 獲准許的彌償條文

根據章程細則，每名董事就其執行職務或與此有關所蒙受或招致之一切損失或負債，均有權從本公司資產中獲得彌償。此條文在本年度期間生效，並於此報告日仍生效。

本公司已就董事及主要職員可能面對之有關法律行動安排適當的董事及主要職員責任保險。

**DIRECTORS' REPORT (continued)**  
**董事會報告(續)**

**DIRECTORS' INTERESTS IN TRANSACTIONS, ARRANGEMENTS OR CONTRACTS OF SIGNIFICANCE**

Save as disclosed in the section headed "Connected Transactions" in this Directors' Report below and note 42 to the consolidated financial statements, no transactions, arrangements or contracts of significance in relation to the Group's business, to which the Company, or its holding companies, or any of its subsidiaries or fellow subsidiaries was a party and in which a Director or an entity connected with a Director had a material interest, whether directly or indirectly, subsisted as at 31 December 2025 or at any time during the Year.

**DIRECTORS OF SUBSIDIARIES**

The names of all directors who have served on the boards of the subsidiaries of the Company during the Year or during the period from 1 January 2026 to the date of this Directors' Report are available on the Company's website at [www.fshl.com](http://www.fshl.com).

**CONTROLLING SHAREHOLDERS' INTERESTS IN CONTRACTS**

Save as disclosed in note 42 to the consolidated financial statements, there was no contract of significance (whether for the provision of services to the Group or not) in relation to the Group's business to which the Company or any of its subsidiaries was a party and in which any controlling shareholders (as defined in the Listing Rules) of the Company or any of its subsidiaries had a material interest, whether directly or indirectly, subsisted at the end of the Year or at any time during the Year.

**CONNECTED TRANSACTIONS**

The Company's independent auditor was engaged to report on the Group's continuing connected transactions (as defined in the Listing Rules) (the "Continuing Connected Transactions") in accordance with the Hong Kong Standard on Assurance Engagements 3000 (Revised) "Assurance Engagements other than Audits or Reviews of Historical Financial Information" and by reference to Practice Note 740 "Auditor's Letter on Continuing Connected Transactions under the Hong Kong Listing Rules" issued by the Hong Kong Institute of Certified Public Accountants. The independent auditor has issued a letter containing its findings and conclusions in respect of the Continuing Connected Transactions disclosed by the Group in note 42 to the consolidated financial statements in accordance with Rule 14A.56 of the Listing Rules. A copy of the independent auditor's letter has been provided by the Company to the Stock Exchange. The information in relation to the Continuing Connected Transactions entered into during the Year is set out in note 42(c) to the consolidated financial statements.

**董事擁有之重要交易，安排或合約權益**

除本董事會報告「關連交易」部分及綜合財務報表附註42所披露者外，於截至2025年12月31日或在本年度任何時間，本公司／或其任何控股公司／或任何附屬公司或其任何同系附屬公司，並無與董事或與董事有關連的實體訂立或存在任何與本集團業務直接或間接重大權益之重要交易，安排或合約。

**附屬公司之董事**

於本年度或於2026年1月1日起至本董事會報告日期止期間任職於本公司附屬公司董事會的全體董事姓名載於本公司網站[www.fshl.com](http://www.fshl.com)。

**控股股東擁有之合約權益**

除綜合財務報表附註42所披露者外，於本年度結束時或在本年度任何時間，本公司或其任何附屬公司並無與其控股股東（「定義見上市規則」）或其任何附屬公司訂立或存在任何與本集團業務直接或間接重大權益之重要合約（不論是否為本集團提供服務）。

**關連交易**

本公司獨立核數師已獲委聘根據香港會計師公會頒佈的《香港核證工作準則》第3000號（經修訂）「對過往財務資料進行審核或審閱以外的核證工作」及參照實務說明第740號「關於香港《上市規則》所述持續關連交易（定義見上市規則所列明）（「持續關連交易」）的核數師函件」報告本集團之持續關連交易。獨立核數師已根據上市規則第14A.56條發出函件，當中載有核數師對本集團於綜合財務報表附註42所披露之持續關連交易之發現及結論。本公司已將獨立核數師函件副本送呈聯交所。於本年度訂立之持續關連交易之資料已載於綜合財務報表附註42(c)。

## DIRECTORS' REPORT (continued)

### 董事會報告 (續)

The Company's independent auditor has confirmed that all of the Continuing Connected Transactions (a) had been approved by the Board; (b) were in accordance with the pricing policies of the Group, where applicable; (c) had been entered into in accordance with the terms of the agreements governing the transactions; and (d) had not exceeded the respective cap amounts in respect of each of the Continuing Connected Transactions.

The INEDs have also reviewed the Continuing Connected Transactions and confirmed that the same had been entered into by the Group:

- (i) in the ordinary and usual course of business of the Group;
- (ii) on normal commercial terms or on terms no less favourable to the Group than terms available to or from independent third parties; and
- (iii) in accordance with the terms of the agreements governing such transactions that were fair and reasonable and in the interests of the Shareholders as a whole.

## RELATED PARTY TRANSACTION

Save for the transactions disclosed in note 42(b) to the consolidated financial statements, none of the related party transactions disclosed in note 42 to the consolidated financial statements constituted a one-off connected transaction or continuing connected transaction under Chapter 14A of the Listing Rules. The Company has complied with the disclosure requirements for all the one-off connected transactions or continuing connected transactions (as the case may be) in accordance with Chapter 14A of the Listing Rules.

## PURCHASE, SALE OR REDEMPTION OF THE COMPANY'S LISTED SECURITIES

During the Year, the Company had not redeemed its listed securities, nor did the Company or any of its subsidiaries purchase or sell any of such securities.

## CONFIRMATION OF INDEPENDENCE

The Company has received from each of the INEDs an annual written confirmation of independence pursuant to Rule 3.13 of the Listing Rules. The Company considered that all the INEDs meet the independence guidelines set out in Rule 3.13 of the Listing Rules and are independent in accordance with the terms of the guidelines.

## REMUNERATION POLICY

The remuneration policy of the employees (including key management) of the Group was established by the management of the Group on the basis of their merit, qualifications and competence. The Remuneration Committee will review and approve the remuneration policy to be recommended to the Board for approval.

本公司獨立核數師已確認，所有持續關連交易 (a)已獲董事會批准；(b)根據本集團之定價政策釐定 (如適用)；(c)根據監管該等交易之協議條款訂立；及(d)各項持續關連交易並無超過各自之上限金額。

獨立非執行董事亦已審閱上述持續關連交易，並確認上述持續關連交易乃由本集團按下列基準訂立：

- (i) 於本集團日常及正常業務過程中訂立；
- (ii) 按一般商業條款或不遜於本集團提供予獨立第三方或獨立第三方提供予本集團之條款訂立；及
- (iii) 根據監管該等交易之協議條款訂立，而該等協議條款屬公平合理，並符合本公司股東的整體利益。

## 關聯人士交易

除綜合財務報表附註42(b)所披露之交易外，概無於本集團綜合財務報表附註42所披露之關聯人士交易根據上市規則第14A章構成一次性關連交易或持續關連交易。本公司已根據上市規則第14A章遵守有關所有一致性關連交易或持續關連交易 (視情況而定) 之披露規定。

## 購回、出售或贖回本公司之上市證券

本年度內，本公司並未有贖回其上市證券，本公司及其附屬公司亦無購買或出售該等證券。

## 獨立性之確認

本公司已獲得每名獨立非執行董事每年書面聲明以確認各自按上市規則第3.13條的獨立性。本公司認為全體獨立非執行董事均符合上市規則第3.13條所載之獨立指引，並根據有關指引屬獨立。

## 薪酬政策

有關本集團僱員 (包括主要管理人員) 之薪酬政策由本集團管理層制定，以彼等之表現、資歷及工作能力為基準，由本公司薪酬委員會審批，並作為建議向董事會呈交，供其審批。

## DIRECTORS' REPORT (continued) 董事會報告(續)

The remuneration of each of the Directors is reviewed and recommended by the Remuneration Committee to the Board for approval, having regard to the Company's operating results, individual performance and comparable market statistics. None of the Directors or executives, or any of their respective associates (as defined in the Listing Rules), is involved in dealing with his own remuneration.

### DIVIDEND POLICY

Under the dividend policy, provided the Group is profitable and without affecting the normal operations of the Group, the Company may consider to declare and pay dividends to the Shareholders. In deciding whether to propose a dividend and in determining the dividend amount, the Board shall take into account, inter alia: (i) the general financial condition of the Group; (ii) capital and debt level of the Group; (iii) future cash requirements and availability for business operations, business strategies and future development needs; (iv) any restrictions on payment of dividends that may be imposed by the Group's lenders; (v) the general market conditions; (vi) the interests of the Shareholders; and (vii) any other factors that the Board deems appropriate.

### DIRECTORS' INTERESTS IN COMPETING BUSINESS

During the Year, none of the Directors or their respective associates (as defined in the Listing Rules) had any interest in any business (apart from the Group's business) which competed or was likely to compete, either directly or indirectly, with the business of the Group.

### UPDATE ON THE DIRECTORS' INFORMATION UNDER RULE 13.51B(1) OF THE LISTING RULES

Pursuant to Rule 13.51B(1) of the Listing Rules, changes in the information of the Directors since the date of the 2025 interim report of the Company required to be disclosed in this annual report are as follows:

- Mr. LIU Xianfu resigned as an ED, Chairman, CEO, chairman of the NC and the Authorised Representative on 17 November 2025.
- Mr. XI Qiang was appointed as an ED, Chairman, chairman of the NC and the Authorised Representative on 17 November 2025.
- Dr. LI Gang was appointed as CEO and member of the RC on 17 November 2025.

每位董事之酬金參照本公司之營運業績、個別表現及比較市場統計數字而釐定，並由薪酬委員會審閱及作為建議向董事會呈交，供其審批。概無董事或執行人員或其任何聯繫人士(如上市規則所列)參與處理其本身之薪酬事宜。

### 股息政策

根據股息政策，倘本集團有盈利且不影響本集團的正常營運的情況下，則本公司可考慮向股東宣佈及派發股息。在決定是否建議宣派股息及釐定股息的金額時，董事會應考慮(其中包括)：(i)本集團的一般財務狀況；(ii)本集團的資本及債務水準；(iii)未來現金需求及業務營運、業務策略及未來發展需要的可用性；(iv)對本集團貸方可能施加的股息支付的任何限制；(v)一般市場條件；(vi)股東的利益；及(vii)董事會認為適當的任何其他因素。

### 董事於競爭業務之權益

本年度內，董事或彼等各自之聯繫人士(定義見上市規則)概無在與本集團業務直接或間接構成競爭或可能構成競爭之業務中擁有權益。

### 根據上市規則第13.51B(1)條更新董事資料

根據上市規則第13.51B(1)條，自本公司2025年中期報告日期以來本公司董事資料的變動須於本年報中披露如下：

- 劉賢福先生於2025年11月17日辭任執行董事、董事會主席、行政總裁、提名委員會主席及授權代表。
- 郝強先生於2025年11月17日獲委任為執行董事、董事會主席、提名委員會主席及授權代表。
- 李剛博士於2025年11月17日獲委任為行政總裁及薪酬委員會成員。

## DIRECTORS' REPORT (continued)

### 董事會報告 (續)

#### MANAGEMENT CONTRACTS

No contracts (except for the EDs' service contracts) concerning the management and administration of the whole or any substantial part of the business of the Company were entered into or existed during the Year.

#### MAJOR CUSTOMERS AND SUPPLIERS

During the Year, the aggregate revenue attributable to the Group's five largest customers was less than 30% of the total revenue for the Year.

During the Year, the aggregate purchases attributable to the Group's five largest suppliers was less than 30% of the total purchases for the Year.

None of the Directors nor any of their close associates (as defined in the Listing Rules) owns more than 5% of the number of issued Shares had any beneficial interest in the Group's five largest customers and/or five largest suppliers during the Year.

#### DONATIONS

During the Year, the Group made charitable and other donations totaling HK\$109,570 (2024: Nil).

#### CORPORATE GOVERNANCE

The principal corporate governance practices adopted by the Company are set out in the Corporate Governance Report on pages 44 to 66 of this annual report.

#### EQUITY-LINKED AGREEMENT

No equity-linked agreements were entered into by the Company during the Year or subsisted at the end of the Year.

#### SUFFICIENCY OF PUBLIC FLOAT

From the information publicly available to the Company and within the knowledge of the Directors, the Company has maintained a sufficient public float of not less than 25% of the issued Shares throughout the Year and the period thereafter up to the date of this Directors' Report.

#### 管理合約

於本年度內，除於執行董事訂立之服務合約，並無訂立或存在與本公司業務全部或任何重大部分有關的管理及行政合約。

#### 主要客戶及供應商

本集團本年度內之5大客戶共佔營業總額少於30%。

本集團本年度內之5大供應商共佔採購總額少於30%。

年內，董事或彼等的任何緊密聯繫人（如上市規則所列）（就董事所深知擁有已發行股份數目5%以上）概無於本集團5大客戶及／或5大供應商中擁有任何實益權益。

#### 捐款

本年度本集團作出共109,570港元慈善及其他捐款（2024年：無）。

#### 企業管治

本公司採納之主要企業管治常規載於本年報第44至66頁之企業管治報告內。

#### 股權掛鉤協議

於是年度結束時，本公司概無訂立或存在任何股權掛鉤協議。

#### 足夠公眾持股量

從本公司可獲得之公開資料顯示及就董事所知，本公司於截至本年度及本董事會報告日期期間一直維持不少於已發行股份25%之足夠公眾持股量。

**DIRECTORS' REPORT (continued)**  
**董事會報告(續)****AUDIT COMMITTEE'S REVIEW**

The Company has established an audit committee of the Board (the "Audit Committee") for the purposes of reviewing and providing supervision over the Company's financial reporting process, internal controls and risk management. The Audit Committee presently comprises 1 NED and 2 INEDs, and one of the INEDs acts as the chairman of the Audit Committee. The Audit Committee has reviewed the audited consolidated final results as well as the systems of internal control and risk management of the Group for the year ended 31 December 2025. The Audit Committee has reviewed the adequacy and effectiveness of the risk management and internal control systems and has reported its findings to the Board.

**INDEPENDENT AUDITOR**

The consolidated financial statements of the Group for the Year have been audited by SHINEWING, who will retire and, being eligible, offer itself for re-appointment at the 2026 AGM. A resolution will be proposed to the Shareholders at the 2026 AGM to re-appoint SHINEWING as the independent auditor.

On behalf of the Board

**XI Qiang***Chairman*

Hong Kong  
19 March 2026

**審核委員會審閱**

本公司已成立董事會審核委員會(「審核委員會」),藉以檢討及監察本公司之財務申報程序、內部監控及風險管理制度。審核委員會現由1名非執行董事及2名獨立非執行董事組成,並由其中1名獨立非執行董事擔任審核委員會主席。審核委員會已審閱本集團截至2025年12月31日止年度之經審核綜合末期業績以及內部監控及風險管理制度。審核委員會已審閱風險管理及內部監控系統的充足性及有效性,並已將其調查結果向董事會作出報告。

**獨立核數師**

本集團是年度的綜合財務報表已由信永中和審核,而信永中和將於2026年股東週年大會退任並符合資格膺選連任。本公司將於2026年股東週年大會上向股東一項提呈決議案以續聘信永中和為獨立核數師。

代表董事會

**郝強***主席*

香港  
2026年3月19日

## PARTICULARS OF INVESTMENT PROPERTIES

### 投資物業詳情

Particulars of investment properties held by the Group at 31 December 2025 are as follows:  
於2025年12月31日，本集團投資物業的詳情如下：

Location 地點	Lease 租賃年期	Use 用途	The Group's effective interest 本集團有效權益
Unit A2 on 5/F., & Unit A1 on 7/F., Eastern Sea Industrial Building, 29-39 Kwai Cheong Road, Kwai Chung, New Territories, Hong Kong 香港新界葵涌葵昌路29-39號 東海工業大廈 5樓A2室及7樓A1室	Medium-term leases 中期租賃	Warehouse and office 貨倉及辦公室	100% 100%
Office Units A3801, 03, 05, 06, 08-10 and 12, Block A, United Plaza, Futian District, Shenzhen, the PRC 中國深圳市福田區濱河路與彩田路交匯處 聯合廣場A棟塔樓 A3801, 03, 05, 06, 08至10和12	Medium-term land use rights 中期土地使用權	Office 辦公室	100% 100%
Factory Nos. 3 (Phase 1), 5, 6, 9 and 11, Factory Nos. 3 (Phase 2), 1, 2, 12 and 13 (Phase 3), Factory Nos. 4, 14, 15, 16 and 17 (Phase 4) and portion of bare land, No 66-68, Danxia Road, Xiangshan Industry Zone, Ningbo, Zhejiang Province, the PRC 中國浙江省寧波市象山縣工業園區 丹霞路66-68號 廠區內3(1期)、5、6、9及11號廠房、 廠區內3(2期)、1、2、12及13號(3期)廠房、 廠區內4、14、15、16及17(4期)廠房 以及部分空地	Medium-term land use rights 中期土地使用權	Factory and office 廠房及辦公室	55.5% 55.5%
Portion of Dormitory No. 3, No 66-68, Danxia Road, Xiangshan Industry Zone, Ningbo, Zhejiang Province, the PRC 中國浙江省寧波市象山縣工業園區 丹霞路66-68號廠區內3號部分宿舍	Medium-term land use rights 中期土地使用權	Dormitory 宿舍	55.5% 55.5%
A pier located at west port dike of Baiqu Port, near No. 9 Xiaoshan Road, High-tech Zone, Jiangyin, Jiangsu Province, the PRC 中國江蘇省江陰高新區蕭山路9號 旁白屈港河西港堤碼頭	Medium-term land use rights 中期土地使用權	Pier 碼頭	100% 100%

## INDEPENDENT AUDITOR'S REPORT 獨立核數師報告



SHINEWING (HK) CPA Limited  
17/F, Chubb Tower, Windsor House,  
311 Gloucester Road,  
Causeway Bay, Hong Kong

信永中和(香港)會計師事務所有限公司  
香港銅鑼灣告士打道311號  
皇室大廈安達人壽大樓17樓

### TO THE MEMBERS OF FOUNTAIN SET (HOLDINGS) LIMITED

(incorporated in Hong Kong with limited liability)

### OPINION

We have audited the consolidated financial statements of Fountain Set (Holdings) Limited (the “Company”) and its subsidiaries (hereinafter collectively referred to as the “Group”) set out on pages 91 to 188 which comprise the consolidated statement of financial position as at 31 December 2025, and the consolidated statement of profit or loss and other comprehensive income, the consolidated statement of changes in equity and the consolidated statement of cash flows for the year then ended, and notes to the consolidated financial statements, including material accounting policy information.

In our opinion, the consolidated financial statements give a true and fair view of the consolidated financial position of the Group as at 31 December 2025, and of its consolidated financial performance and its consolidated cash flows for the year then ended in accordance with HKFRS Accounting Standards issued by the Hong Kong Institute of Certified Public Accountants (the “HKICPA”) and have been properly prepared in compliance with the Hong Kong Companies Ordinance.

### BASIS FOR OPINION

We conducted our audit in accordance with Hong Kong Standards on Auditing (“HKSA”) issued by the HKICPA. Our responsibilities under those standards are further described in the Auditor’s Responsibilities for the Audit of the Consolidated Financial Statements section of our report. We are independent of the Group in accordance with the HKICPA’s Code of Ethics for Professional Accountants (the “Code”), as applicable to audits of consolidated financial statements of public interest entities. We have also fulfilled our other ethical responsibilities in accordance with the Code. We believe that the audit evidence we have obtained is sufficient and appropriate to provide a basis for our opinion.

### KEY AUDIT MATTERS

Key audit matters are those matters that, in our professional judgment, were of most significance in our audit of the consolidated financial statements of the current period. These matters were addressed in the context of our audit of the consolidated financial statements as a whole, and in forming our opinion thereon, and we do not provide a separate opinion on these matters.

### 致福田實業(集團)有限公司各位股東

(於香港註冊成立的有限公司)

### 意見

本核數師行已審核載於第91至188頁內的福田實業(集團)有限公司(「貴公司」)及其附屬公司(統稱為「貴集團」)的綜合財務報表,此等財務報表包括於2025年12月31日的綜合財務狀況表及截至該日止年度的綜合損益及其他全面收益表、綜合權益變動表及綜合現金流量表,以及綜合財務報表附註,包括重要會計政策資料。

本核數師行認為,該等綜合財務報表已根據香港會計師公會(「香港會計師公會」)頒佈的香港財務報告準則會計準則真實且公平地反映了貴集團於2025年12月31日的綜合財務狀況及截至該日止年度的綜合財務表現及綜合現金流量,並已按照香港公司條例妥為編製。

### 意見基準

本核數師行已根據香港會計師公會頒佈的香港審計準則(「香港審計準則」)進行審核工作。本核數師行於該等準則下的責任在本核數師行的報告內「核數師就審核綜合財務報表須承擔的責任」一節中作進一步闡述。根據香港會計師公會適用於公眾利益實體綜合財務報表審計的「職業會計師道德守則」(「守則」),本核數師行獨立於貴集團。本核數師行亦已遵循守則履行其他道德責任。本核數師行相信,本核數師行所獲得的審核憑證能充足及適當地為本核數師行的意見提供基礎。

### 關鍵審核事項

根據本核數師行的專業判斷,關鍵審核事項為本核數師行於審核本期間的綜合財務報表中最重要的事項。本核數師行在審核整體綜合財務報表及就此達致意見時處理此等事項,而不會就此等事項單獨發表意見。

## INDEPENDENT AUDITOR'S REPORT (continued)

### 獨立核數師報告 (續)

#### KEY AUDIT MATTERS (continued)

##### *Impairment of inventories*

Refer to notes 4(g) and 19 to the consolidated financial statements

As at 31 December 2025, the Group had inventories, net of provision, of HK\$701,366,000, which comprised dyed fabrics and yarns and garments products. The consumption of inventories is subject to changing consumer demands and market trends which increased the level of judgement involved in estimating inventory provisions. We identified the impairment of inventories as a key audit matter because judgements were required to assess the appropriate level of provision for items which might be ultimately obsoleted or sold below cost as a result of a reduction in customers' demand.

##### *Our response:*

We performed audit procedures in relation to management's impairment assessment of inventories which included:

- obtaining an understanding of the key procedures implemented by management in estimating the net realisable values of inventories and allowance for inventories and performing periodic reviews of inventory obsolescence;
- evaluating the methodology and key assumptions adopted by management in estimating the net realisable values and discussing them with management;
- challenging the reasonableness of key assumptions based on our knowledge of the business and industry;
- checking on sample basis, the accuracy and relevance of the input data used by management in capturing the aging and utilisation of inventories and estimate the net realisable values of those inventories; and
- Testing the subsequent utilisation and sales, on a sample basis, to source documents.

#### 關鍵審核事項 (續)

##### *存貨減值*

請參閱綜合財務報表附註4(g)及19

於2025年12月31日，貴集團的存貨(扣除撥備後)為701,366,000港元，包括色布及紗以及成衣產品。存貨消耗受消費者需求及市場趨勢變化所影響，故在估計存貨撥備時需要更程度的判斷。本核數師行將存貨減值識別為一項關鍵審核事項，原因為需要運用判斷評估可能最終因客戶需求下降而變得陳舊或以低於成本價出售的存貨作出的適當撥備水平。

##### *本核數師行的應對：*

本核數師行就管理層的存貨減值評估進行的審核程序包括：

- 了解管理層在估計存貨可變現淨值及存貨撥備以及進行定期審查過時存貨時所實施的關鍵程序；
- 對管理層於估計可變現淨值時所採納的方法及主要假設進行評估並與管理層進行討論；
- 依據本核數師行對業務及行業的了解，質疑關鍵假設的合理性；
- 抽樣檢查管理層於計算存貨賬齡及使用情況，以及估計該等存貨的可變現淨值時所使用輸入數據的準確性及相關性；及
- 抽樣測試原始文件的後續使用及銷售情況。

INDEPENDENT AUDITOR'S REPORT (continued)  
獨立核數師報告(續)

**KEY AUDIT MATTERS** (continued)

***Impairment assessment of property, plant and equipment and right-of-use assets for its production and sales of dyed fabrics and yarns located in the People's Republic of China (the "PRC") and Hong Kong that belongs to a cash-generating unit ("CGU")***

*Refer to notes 4(m), 14 and 15 to the consolidated financial statements*

The Group had property, plant and equipment and right-of-use assets for its production and sales of dyed fabrics and yarns located in the PRC and Hong Kong with carrying amount of approximately HK\$752,797,000 and HK\$199,004,000 respectively, which constituted a significant portion of total assets as at 31 December 2025. Property, plant and equipment and right-of-use assets are subject to impairment assessment whenever events or changes in circumstances indicate that the carrying amounts may not be recoverable.

Management reviews the financial performance of the subsidiaries for its production and sale of dyed fabrics and yarns at the end of each reporting period to identify if an impairment indicator exists.

Where indicators of impairment are identified, management identifies the relevant CGU to which these property, plant and equipment and right-of-use assets belong and estimates the recoverable amounts of these CGUs based on the fair value less costs of disposal and value-in-use calculation, whichever is higher. Based on the results of the assessment conducted management determined that due to higher value-in-use than carrying amounts of the CGU and higher fair value less costs of disposal than carrying amounts of land and buildings, there is no impairment on the Group's property, plant and equipment and right-of-use assets during the year except for the impairment loss of approximately HK\$69,857,000 for the idle equipment, plant and machineries.

We identified the impairment assessment of property, plant and equipment and right-of-use assets for its production and sales of dyed fabrics and yarns as a key audit matter due to the significance of the carrying amounts of property, plant and equipment and right-of-use assets and significance of management judgements adopted in the key assumptions used in the impairment assessment, such as annual revenue growth rate and discount rate.

**關鍵審核事項(續)**

**位於中華人民共和國(「中國」)及香港屬於現金產生單位(「現金產生單位」)用於製造及銷售色布及紗的物業、機器及設備及使用權資產減值評估**

*請參閱綜合財務報表附註4(m)、14及15*

於2025年12月31日，貴集團擁有位於中國及香港用於製造及銷售色布及紗的物業、機器及設備及使用權資產的賬面值分別約為752,797,000港元及199,004,000港元，其構成資產總值的重大組成部分。當有事件或情況變化表明賬面值可能無法收回時，物業、機器及設備及使用權資產需進行減值評估。

管理層於各報告期終審閱其製造及銷售色布及紗的附屬公司的財務表現，以識別是否存在減值跡象。

當發現有減值跡象，管理層識別該等物業、機器及設備及使用權資產所屬的相關現金產生單位，並根據公平價值減出售成本與使用價值計算中的較高者估計該等現金產生單位的可收回金額。根據所進行的評估結果，管理層釐定由於現金產生單位的使用價值高於賬面值，且土地及建築物的公平價值減出售成本高於賬面值，貴集團的物業、機器及設備及使用權資產於年內並無減值(閒置設備、廠房及機器的減值損失約69,857,000港元除外)。

由於物業、機器及設備及使用權資產賬面值的重要性及減值評估中所使用關鍵假設採納的管理層判斷(例如年度營業額增長率及貼現率)的重要性，本核數師行確定用於製造及銷售色布及紗的物業、機器及設備及使用權資產減值評估為關鍵審核事項。

## INDEPENDENT AUDITOR'S REPORT (continued) 獨立核數師報告 (續)

### KEY AUDIT MATTERS (continued)

#### **Impairment assessment of property, plant and equipment and right-of-use assets for its production and sales of dyed fabrics and yarns located in the People's Republic of China (the "PRC") and Hong Kong that belongs to a cash-generating unit ("CGU") (continued)**

Our response:

We performed audit procedures in relation to management's impairment assessment of property, plant and equipment and right-of-use assets which included:

- meeting with management and reviewing board minutes and other papers to understand the Group's latest operating and relocation plans;
- assessing management's identification of assets which are unlikely to be deployed in economic service in the future, and evaluating their recoverable amounts;
- evaluating the management's identification of the idle property, plant and equipment if any production capacity during the year or afterwards and assess the production capacity of those have been reallocated to other factories within the same CGU during the year;
- inspecting physically, on a sample basis, the condition of idle equipment, plant and machineries and considering the reasonableness of relevant impairment loss;
- assessing management's identification of the CGUs and the allocation of assets to the CGUs for the purpose of impairment assessment;
- for those CGU where there was an impairment indicator, assessing the appropriateness of the methodology used by the management in determining the recoverable amount of the relevant CGU;
- comparing the forecast operating results prepared in the prior year with the current year's performance of the relevant CGU to assess the accuracy of management's historical estimation;
- checking on a sample basis, the accuracy and relevance of the input data to supporting evidence, such as approved budgets and considering the reasonableness of these budgets by comparing the budgets to the historical results and the market data;

### 關鍵審核事項 (續)

#### **位於中華人民共和國(「中國」)及香港屬於現金產生單位(「現金產生單位」)用於製造及銷售色布及紗的物業、機器及設備及使用權資產減值評估 (續)**

本核數師行的應對：

本核數師行就管理層對物業、機器及設備及使用權資產的減值評估進行的審核程序包括：

- 與管理層會面及審閱董事會會議記錄及其他文件以了解 貴集團的最近期營運及拆遷計劃；
- 評估管理層對未來不大可能在經濟服務中利用的資產的識別，並評估其可收回金額；
- 評價管理層對年內或之後任何產能閒置物業、機器及設備的識別，並評估年內已重新分配至同一現金產生單位內其他廠房的產能；
- 抽樣檢查閒置設備、廠房及機器的實際狀況，並考慮相關減值損失的合理性；
- 評估管理層對現金產生單位的識別以及就減值評估目的將資產分配至現金產生單位的情況；
- 就出現減值跡象的現金產生單位，評估管理層於釐定相關現金產生單位的可收回金額時所使用的方法的適當性；
- 將相關現金產生單位的上一年度編製的經營業績預測與本年度的業績進行比較，以評估管理層過往估計的準確性；
- 抽樣檢查佐證證據的輸入數據(例如經批准的預算)的準確性及相關性並通過將預算與過往業績及市場數據進行比較以考慮該等預算的合理性；

INDEPENDENT AUDITOR'S REPORT (continued)  
獨立核數師報告(續)

**KEY AUDIT MATTERS** (continued)

***Impairment assessment of property, plant and equipment and right-of-use assets for its production and sales of dyed fabrics and yarns located in the People's Republic of China (the "PRC") and Hong Kong that belongs to a cash-generating unit ("CGU")*** (continued)

*Our response:* (continued)

- reviewing the annual revenue growth rate adopted by management in the discounted cash flow projections by comparing them with historical performance of the relevant CGU with historical performance, industry forecasts, external economic data and financial budget approved by the management;
- reviewing the discount rate used in determining the recoverable amount of the relevant CGU by applying a range of estimates to compare discount rate developed by independent source with the discount rate adopted by the management;
- evaluating the sensitivity analysis prepared by management on the key assumptions and inputs of the discounted cash flow projections to evaluate the extent of such changes to the recoverable amount;
- involving our external independent valuer to assess the methodology and significant assumptions including discount rates adopted by management in its impairment assessments; and
- considering the appropriateness of the relevant disclosures in the consolidated financial statements.

**OTHER INFORMATION IN THE ANNUAL REPORT**

The directors of the Company are responsible for the other information. The other information comprises all of the information included in the annual report, but does not include the consolidated financial statements and our auditor's report thereon.

Our opinion on the consolidated financial statements, does not cover the other information and we do not express any form of assurance conclusion thereon.

**關鍵審核事項(續)**

**位於中華人民共和國(「中國」)及香港屬於現金產生單位(「現金產生單位」)用於製造及銷售色布及紗的物業、機器及設備及使用權資產減值評估(續)**

本核數師行的應對：(續)

- 審閱管理層於貼現現金流量預測中採納的年度營業額增長率，方式為將其與有過往表現的相關現金產生單位的過往表現、行業預測、外部經濟數據及管理層批准的財務預算進行比較；
- 審閱釐定相關現金產生單位的可收回金額時使用的貼現率，方式為應用一系列估計，將獨立來源編製的貼現率與管理層採納的貼現率進行比較；
- 評估管理層就關鍵假設及貼現現金流量預測輸入值編製的敏感度分析，以評估可收回金額的該等變動的範圍；
- 委託本核數師行的外部獨立估值師評估管理層於其減值評估中採納的方法及重大假設(包括貼現率)；及
- 考慮綜合財務報表中的相關披露內容的適當性。

**年報內的其他資料**

貴公司董事須對其他資料負責。其他資料包括年報所載全部資料，惟不包括綜合財務報表及有關核數師報告。

本核數師行對綜合財務報表的意見並不涵蓋其他資料，本核數師行亦不會對其他資料發表任何形式的核證結論。

## INDEPENDENT AUDITOR'S REPORT (continued) 獨立核數師報告 (續)

### OTHER INFORMATION IN THE ANNUAL REPORT (continued)

In connection with our audit of the consolidated financial statements, our responsibility is to read the other information and, in doing so, consider whether the other information is materially inconsistent with the consolidated financial statements or our knowledge obtained in the audit or otherwise appears to be materially misstated.

If, based on the work we have performed, we conclude that there is a material misstatement of this other information, we are required to report that fact. We have nothing to report in this regard.

### RESPONSIBILITIES OF DIRECTORS OF THE COMPANY AND AUDIT COMMITTEE FOR THE CONSOLIDATED FINANCIAL STATEMENTS

The directors of the Company are responsible for the preparation of the consolidated financial statements that give a true and fair view in accordance with HKFRS Accounting Standards issued by the HKICPA and the Hong Kong Companies Ordinance, and for such internal control as the directors of the Company determine in necessary to enable the preparation of consolidated financial statements that are free from material misstatements, whether due to fraud or error.

In preparing the consolidated financial statements, the directors of the Company are responsible for assessing the Group's ability to continue as a going concern, disclosing, as applicable, matters related to going concern and using the going concern basis of accounting unless the directors of the Company either intend to liquidate the Group or to cease operations, or have no realistic alternative but to do so.

Audit Committee are responsible for overseeing the Group's financial reporting process.

### 年報內的其他資料 (續)

就本核數師行審核綜合財務報表而言，本核數師行的責任為閱讀其他資料，從而考慮其他資料是否與綜合財務報表或本核數師行在審核過程中獲悉的資料存在重大不符，或似乎存在重大錯誤陳述。

基於本核數師行所做的工作，倘本核數師行認為有關其他資料存在重大錯誤陳述，本核數師行須報告該事實。就此，本核數師行毋須作出報告。

### 貴公司董事及審核委員會就綜合財務報表須承擔的責任

貴公司董事須負責根據香港會計師公會頒佈的香港財務報告準則會計準則及香港公司條例，編製真實且公平的綜合財務報表，及落實 貴公司董事認為編製綜合財務報表所必要的內部監控，以使綜合財務報表不存在由於欺詐或錯誤而導致的重大錯誤陳述。

於編製綜合財務報表時， 貴公司董事須負責評估 貴集團持續經營的能力，並在適用情況下披露與持續經營相關的事項，並運用持續經營為會計基礎，除非 貴公司董事有意將 貴集團清盤或停止經營或別無其他實際的替代方案。

審核委員會須負責監督 貴集團財務申報程序。

**INDEPENDENT AUDITOR'S REPORT (continued)**  
**獨立核數師報告(續)**

**AUDITOR'S RESPONSIBILITIES FOR THE AUDIT OF THE CONSOLIDATED FINANCIAL STATEMENTS**

Our objectives are to obtain reasonable assurance about whether the consolidated financial statements as a whole are free from material misstatement, whether due to fraud or error, and to issue an auditor's report that includes our opinion. This report is made solely to you, as a body, in accordance with Section 405 of the Hong Kong Companies Ordinance, and our agreed terms of engagement, and for no other purpose. We do not assume responsibility towards or accept liability to any other person for the contents of this report. Reasonable assurance is a high level of assurance, but is not a guarantee that an audit conducted in accordance with HKSA's will always detect a material misstatement when it exists. Misstatements can arise from fraud or error and are considered material if, individually or in the aggregate, they could reasonably be expected to influence the economic decisions of users taken on the basis of these consolidated financial statements.

As part of an audit in accordance with HKSA's, we exercise professional judgment and maintain professional skepticism throughout the audit. We also:

- Identify and assess the risks of material misstatement of the consolidated financial statements, whether due to fraud or error, design and perform audit procedures responsive to those risks, and obtain audit evidence that is sufficient and appropriate to provide a basis for our opinion. The risk of not detecting a material misstatement resulting from fraud is higher than for one resulting from error, as fraud may involve collusion, forgery, intentional omissions, misrepresentations, or the override of internal control.
- Obtain an understanding of internal control relevant to the audit in order to design audit procedures that are appropriate in the circumstances, but not for the purpose of expressing an opinion on the effectiveness of the Group's internal control.
- Evaluate the appropriateness of accounting policies used and the reasonableness of accounting estimates and related disclosures made by the directors of the Company.
- Conclude on the appropriateness of the Company's director's use of the going concern basis of accounting and, based on the audit evidence obtained, whether a material uncertainty exists related to events or conditions that may cast significant doubt on the Group's ability to continue as a going concern. If we conclude that a material uncertainty exists, we are required to draw attention in our auditor's report to the related disclosures in the consolidated financial statements or, if such disclosures are inadequate, to modify our opinion. Our conclusions are based on the audit evidence obtained up to the date of our auditor's report. However, future events or conditions may cause the Group to cease to continue as a going concern.

**核數師就審核綜合財務報表須承擔的責任**

本核數師行的目標為對綜合財務報表整體是否存在由於欺詐或錯誤而導致的重大錯誤陳述取得合理保證，並出具包括本核數師行意見的核數師報告。本報告乃根據香港公司條例第405條，及我們協定的委聘條款僅向整體股東作出報告，並無作其他用途。本核數師行不會就本報告內容向任何其他人士負上或承擔任何責任及債務。合理核證是高水平的核證，但不能保證按香港審計準則進行的審計在某一重大錯誤陳述存在時總能發現。錯誤陳述可因欺詐或錯誤產生，倘個別或整體在合理預期情況下可影響使用者根據該等綜合財務報表作出的經濟決定時，則被視為重大錯誤陳述。

本核數師行根據香港審計準則執行審核的工作之一，是在審核的過程中運用專業判斷及保持職業懷疑。本核數師行亦：

- 識別及評估由於欺詐或錯誤而導致綜合財務報表存在重大錯誤陳述的風險，設計及執行審核程序以應對該等風險，以及獲取充足和適當的審核憑證，作為本核數師行意見的基礎。由於欺詐可能涉及串謀、偽造、蓄意遺漏、虛假陳述或凌駕內部監控的情況，因此未能發現因欺詐而導致的重大錯誤陳述的風險高於未能發現因錯誤而導致的重大錯誤陳述的風險。
- 了解與審核相關的內部監控，以設計適當的審計程序，惟並非旨在對 貴集團內部監控的有效性發表意見。
- 評估 貴公司董事所採用會計政策的恰當性及作出會計估計和相關披露的合理性。
- 對 貴公司董事採用持續經營會計基準的恰當性作出結論，並根據所獲取的審核憑證，確定是否存在與事項或情況有關的重大不確定性，從而可能導致對 貴集團的持續經營能力產生重大疑慮。倘本核數師行認為存在重大不確定性，則有必要在核數師報告中提請注意綜合財務報表中的相關披露，或倘有關披露不足，則修訂本核數師行意見。本核數師行的結論乃基於截至本核數師行的核數師報告日期止所得的審核憑證。然而，未來事項或情況可能導致 貴集團不能持續經營。

## INDEPENDENT AUDITOR'S REPORT (continued) 獨立核數師報告 (續)

### AUDITOR'S RESPONSIBILITIES FOR THE AUDIT OF THE CONSOLIDATED FINANCIAL STATEMENTS (continued)

- Evaluate to overall presentation, structure and content of the consolidated financial statements, including the disclosures, and whether the consolidated financial statements represent the underlying transactions and events in a manner that achieves fair presentation.
- Plan and perform the group audit to obtain sufficient appropriate audit evidence regarding the financial information of the entities or business units within the Group as a basis for forming an opinion on the Group financial statements. We are responsible for the direction, supervision and review of the audit work performed for purpose of the group audit. We remain solely responsible for our audit opinion.

We communicate with the Audit Committee regarding, among other matters, the planned scope and timing of the audit and significant audit findings, including any significant deficiencies in internal control that we identify during our audit.

We also provide the Audit Committee with a statement that we have complied with relevant ethical requirements regarding independence, and to communicate with them all relationships and other matters that may reasonably be thought to bear on our independence, and where applicable, actions taken to eliminate threats or safeguards applied.

From the matters communicated with the Audit Committee, we determine those matters that were of most significance in the audit of the consolidated financial statements of the current period and are therefore the key audit matters. We describe these matters in our auditor's report unless law or regulation precludes public disclosure about the matter or when, in extremely rare circumstances, we determine that a matter should not be communicated in our report because the adverse consequences of doing so would reasonably be expected to outweigh the public interest benefits of such communication.

The engagement partner on the audit resulting in this independent auditor's report is Mr. Lee Shun Ming.

#### SHINewing (HK) CPA Limited

Certified Public Accountants

Lee Shun Ming

Practising Certificate Number: P07068

Hong Kong, 19 March 2026

### 核數師就審核綜合財務報表須承擔的責任 (續)

- 評估綜合財務報表的整體呈報方式、結構及內容，包括披露資料，以及綜合財務報表是否公平反映相關交易和事項。
- 規劃及履行集團審核，以就 貴集團內實體或業務單位的財務資料獲取充足及適當的審核憑證，作為對 貴集團財務報表發表意見的基準。本核數師行負責就集團審核所履行的審核工作的方向、監督及審閱。本核數師行為審核意見承擔全部責任。

本核數師行與審核委員會就 (其中包括) 審核的計劃範圍、時間安排及重大審核發現進行溝通，該等發現包括本核數師行在審核過程中識別的內部監控的任何重大缺陷。

本核數師行亦向審核委員會作出聲明，指出本核數師行已符合有關獨立性的相關道德要求，並與彼等溝通可能被合理認為會影響本核數師行獨立性的所有關係及其他事宜，以及為減少威脅而採取的行動或應用的相關防範措施 (如適用)。

從與審核委員會溝通的事項中，本核數師行釐定對本期綜合財務報表審核至關重要的事項，因而構成關鍵審核事項。本核數師行在核數師報告中描述該等事項，除非法律或法規不允許公開披露該等事項，或在極少數情況下，倘合理預期在本核數師行的報告中溝通某事項造成的負面後果超出產生的公眾利益，則本核數師行決定不應在報告中溝通該事項。

出具本獨立核數師報告的審計項目合夥人是李順明先生。

#### 信永中和 (香港) 會計師事務所有限公司

執業會計師

李順明

執業證書編號：P07068

香港，2026年3月19日

# CONSOLIDATED STATEMENT OF PROFIT OR LOSS AND OTHER COMPREHENSIVE INCOME

## 綜合損益及其他全面收益表

FOR THE YEAR ENDED 31 DECEMBER 2025 截至2025年12月31日止年度

		Notes 附註	2025 HK\$'000 千港元	2024 HK\$'000 千港元
<b>Revenue</b>	<b>營業額</b>	6	<b>4,136,716</b>	4,426,558
Cost of sales	銷售成本		<b>(3,577,318)</b>	(3,897,147)
<b>Gross profit</b>	<b>毛利</b>		<b>559,398</b>	529,411
Other revenue	其他收入	9a	<b>79,987</b>	73,567
Other gains and losses	其他收益及虧損	9b	<b>(56,164)</b>	(13,713)
Distribution and selling expenses	分銷及銷售費用		<b>(63,666)</b>	(92,602)
Administrative expenses	行政費用		<b>(408,528)</b>	(407,576)
Finance costs	融資成本	7	<b>(9,386)</b>	(13,126)
Share of profit of an associate	應佔一間聯營公司之盈利	17	<b>1,249</b>	1,099
<b>Profit before income tax expense</b>	<b>除所得稅支出前盈利</b>		<b>102,890</b>	77,060
Income tax expense	所得稅支出	8	<b>(18,681)</b>	(42,483)
Profit for the year	是年度盈利	9c	<b>84,209</b>	34,577
<b>Other comprehensive income/ (expense)</b>	<b>其他全面收益／(開支)</b>			
<b>Item that may be reclassified subsequently to profit or loss:</b>	<b>其後可能重新分類至 損益之項目：</b>			
Exchange differences arising on translation of foreign operations	換算海外業務產生之匯兌差額		<b>9,476</b>	(10,719)
<b>Other comprehensive income/ (expense) for the year</b>	<b>是年度其他全面收益／ (開支)</b>		<b>9,476</b>	(10,719)
<b>Total comprehensive income for the year</b>	<b>是年度全面收益總值</b>		<b>93,685</b>	23,858
<b>Profit for the year attributable to:</b>	<b>應佔是年度盈利：</b>			
Owners of the Company	本公司擁有人		<b>71,302</b>	14,262
Non-controlling interests	非控股權益		<b>12,907</b>	20,315
			<b>84,209</b>	34,577

**CONSOLIDATED STATEMENT OF PROFIT OR LOSS AND OTHER COMPREHENSIVE INCOME (continued)**  
**綜合損益及其他全面收益表 (續)**

FOR THE YEAR ENDED 31 DECEMBER 2025 截至2025年12月31日止年度

		<i>Notes 附註</i>	<b>2025</b> <b>HK\$'000 千港元</b>	2024 <i>HK\$'000 千港元</i>
<b>Total comprehensive income for the year attributable to:</b>				
	應佔是年度全面收益總值：			
Owners of the Company	本公司擁有人		<b>79,457</b>	5,994
Non-controlling interests	非控股權益		<b>14,228</b>	17,864
			<b>93,685</b>	23,858
			<b>HK cents 港仙</b>	<i>HK cents 港仙</i>
<b>Earnings per share</b>	<b>每股盈利</b>			
- Basic	- 基本	<i>12</i>	<b>5.8</b>	1.2
- Diluted	- 攤薄	<i>12</i>	<b>5.8</b>	1.2

## CONSOLIDATED STATEMENT OF FINANCIAL POSITION

### 綜合財務狀況表

AS AT 31 DECEMBER 2025 於2025年12月31日

		Notes 附註	At 31 December 於12月31日 2025 HK\$'000 千港元	At 31 December 於12月31日 2024 HK\$'000 千港元
<b>Non-current assets</b>	<b>非流動資產</b>			
Investment properties	投資物業	13	52,194	56,692
Property, plant and equipment	物業、機器及設備	14	1,046,537	1,175,999
Right-of-use assets	使用權資產	15	237,286	191,575
Other intangible assets	其他無形資產	16	29,157	29,766
Deposit paid for purchase of plant and equipment	購買機器及設備的已付按金		45	45
Interest in an associate	於一間聯營公司之權益	17	27,267	26,018
Deferred tax assets	遞延稅項資產	18	53,903	38,227
			<b>1,446,389</b>	1,518,322
<b>Current assets</b>	<b>流動資產</b>			
Inventories	存貨	19	701,366	784,735
Trade and bills receivables	營業及票據應收款項	20	701,480	802,069
Prepayments, deposits and other receivables	預付款項、按金及其他應收款項	21	120,942	210,366
Tax recoverable	可收回稅項		5,778	1,925
Restricted bank deposits	受限制銀行存款	22	1,911	1,726
Short-term bank deposits	短期銀行存款	23	532,468	380,973
Bank balances and cash	銀行結餘及現金	23	1,014,755	914,502
			<b>3,078,700</b>	3,096,296
<b>Current liabilities</b>	<b>流動負債</b>			
Trade and bills payables	營業及票據應付款項	24	439,461	562,544
Other payables and accruals	其他應付款項及應計費用	25	276,284	268,491
Contract liabilities	合約負債	26	21,838	17,150
Lease liabilities – current portion	租賃負債—流動部分	27	36,185	22,350
Amounts due to non-controlling shareholders	欠非控股股東款項	28a	23,040	23,040
Amount due to an associate	欠一間聯營公司款項	28b	4,892	6,397
Deferred income – current portion	遞延收入—流動部分	29	5,548	5,470
Tax payable	應付稅項		20,085	18,752
Bank borrowings – due within one year	銀行借貸—一年內到期	30	–	48,795
			<b>827,333</b>	972,989
<b>Net current assets</b>	<b>流動資產淨值</b>		<b>2,251,367</b>	2,123,307
<b>Total assets less current liabilities</b>	<b>資產總值減流動負債</b>		<b>3,697,756</b>	3,641,629

**CONSOLIDATED STATEMENT OF FINANCIAL POSITION (continued)****綜合財務狀況表(續)**

AS AT 31 DECEMBER 2025 於2025年12月31日

			<b>At 31 December</b> 於12月31日 <b>2025</b> <b>HK\$'000 千港元</b>	At 31 December 於12月31日 2024 HK\$'000 千港元
		Notes 附註		
<b>Non-current liabilities</b>	<b>非流動負債</b>			
Deferred income – non-current portion	遞延收入—非流動部分	29	<b>62,398</b>	67,556
Lease liabilities – non-current portion	租賃負債—非流動部分	27	<b>149,733</b>	111,522
Deferred tax liabilities	遞延稅項負債	18	<b>3,543</b>	6,778
			<b>215,674</b>	185,856
<b>Net assets</b>	<b>資產淨值</b>		<b>3,482,082</b>	3,455,773
<b>Capital and reserves</b>	<b>資本及儲備</b>			
Share capital	股本	31	<b>889,810</b>	889,810
Reserves	儲備		<b>2,359,860</b>	2,347,779
Equity attributable to owners of the Company	本公司擁有人應佔權益		<b>3,249,670</b>	3,237,589
Non-controlling interests	非控股權益	32	<b>232,412</b>	218,184
<b>Total equity</b>	<b>權益總值</b>		<b>3,482,082</b>	3,455,773

The consolidated financial statements on pages 91 to 188 were approved and authorised for issue by the Board of Directors on 19 March 2026 and are signed on it behalf by:

第91至188頁的綜合財務報表已於2026年3月19日由董事會通過及核准發放，並由下列董事代表簽署：

**LI Gang**  
李剛  
Director  
董事

**YAU Hang Tat, Andrew**  
邱恒達  
Director  
董事

# CONSOLIDATED STATEMENT OF CHANGES IN EQUITY

## 綜合權益變動表

FOR THE YEAR ENDED 31 DECEMBER 2025 截至2025年12月31日止年度

		Attributable to owners of the Company 本公司擁有人應佔					Non- controlling interests	Total equity
		Share capital	Transition reserve	Statutory reserves	Retained earnings	Total	非控股權益	權益總值
		股本	匯兌儲備	法定儲備	滾存盈利	總值	非控股權益	權益總值
		HK\$'000	HK\$'000	HK\$'000	HK\$'000	HK\$'000	HK\$'000	HK\$'000
		千港元	千港元	千港元 (note) (附註)	千港元	千港元	千港元	千港元
At 1 January 2024	於2024年1月1日	889,810	(57,101)	117,438	2,318,199	3,268,346	200,320	3,468,666
Exchange differences arising on translation of foreign operations	換算海外業務產生之匯兌差額	-	(8,268)	-	-	(8,268)	(2,451)	(10,719)
Profit for the year	是年度盈利	-	-	-	14,262	14,262	20,315	34,577
Total comprehensive (expense)/income for the year	是年度全面(開支)/收益總值	-	(8,268)	-	14,262	5,994	17,864	23,858
Dividend recognised as distribution	已確認為分派之股息	-	-	-	(36,751)	(36,751)	-	(36,751)
Transfer from retained earnings to statutory reserves	由滾存盈利調撥至法定儲備	-	-	4,808	(4,808)	-	-	-
At 31 December 2024	於2024年12月31日	889,810	(65,369)	122,246	2,290,902	3,237,589	218,184	3,455,773
Exchange differences arising on translation of foreign operations	換算海外業務產生之匯兌差額	-	8,155	-	-	8,155	1,321	9,476
Profit for the year	是年度盈利	-	-	-	71,302	71,302	12,907	84,209
Total comprehensive income for the year	是年度全面收益總值	-	8,155	-	71,302	79,457	14,228	93,685
Dividend recognised as distribution	已確認為分派之股息	-	-	-	(67,376)	(67,376)	-	(67,376)
Transfer from retained earnings to statutory reserves	由滾存盈利調撥至法定儲備	-	-	4,067	(4,067)	-	-	-
At 31 December 2025	於2025年12月31日	<b>889,810</b>	<b>(57,214)</b>	<b>126,313</b>	<b>2,290,761</b>	<b>3,249,670</b>	<b>232,412</b>	<b>3,482,082</b>

Note: In accordance with the relevant laws and regulations in the People's Republic of China (the "PRC") and Articles of Association of the company incorporated in the PRC now comprising the Group, i.e. the PRC Operational Entity, it is required to appropriate 10% of the annual net profits of the PRC Operational Entity, after offsetting any prior years' losses as determined under the PRC accounting standards, to the statutory reserve fund before distributing any net profit. When the balance of the statutory reserve fund reaches 50% of the registered capital of the PRC Operational Entity, any further appropriation is at the discretion of shareholders. The statutory reserve fund can be used to offset prior year's losses, if any, and may be capitalised as capital, provided that the remaining balance of the statutory reserve fund after such issue is no less than 25% of registered capital.

In accordance with the Article 377 of the Commercial Code of Macau Special Administrative Region, the subsidiary registered under private limited liability company by quotas in Macau are required to transfer part of their profits of each accounting period of not less than 25% to statutory reserves, until the amount reaches half of the respective share capital.

附註：根據相關中華人民共和國(「中國」)法律及法規及現組成本集團於中國註冊成立的公司(即中國經營實體)的組織章程細則規定，於抵銷根據中國會計準則釐定的任何過往年度的虧損後，其須於分派任何純利前撥款中國經營實體年度純利的10%至法定儲備金。倘法定儲備金結餘達至中國經營實體註冊資本的50%，任何進一步的撥款乃由股東酌情決定。法定儲備金可用於抵銷過往年度的虧損(如有)，並可資本化為股本，惟於有關發行後法定儲備金的餘下結餘不得少於註冊資本的25%。

根據澳門特別行政區商法典第377條，於澳門以限額註冊成為私人有限公司的附屬公司須將其於各會計期間不少於25%的部分溢利轉撥至法定儲備，直至達各股本金額的一半為止。

## CONSOLIDATED STATEMENT OF CASH FLOWS

### 綜合現金流量表

FOR THE YEAR ENDED 31 DECEMBER 2025 截至2025年12月31日止年度

		2025 HK\$'000 千港元	2024 HK\$'000 千港元
<b>OPERATING ACTIVITIES</b>	<b>營運項目</b>		
Profit before income tax expense	除所得稅支出前盈利	102,890	77,060
Adjustments for:	調整：		
Amortisation of deferred income	遞延收入之攤銷	(5,508)	(5,325)
Amortisation of other intangible assets	其他無形資產之攤銷	3,073	763
Depreciation of investment properties	投資物業之折舊	4,994	5,148
Depreciation of right-of-use assets	使用權資產之折舊	36,242	28,867
Depreciation of property, plant and equipment	物業、機器及設備之折舊	148,487	153,903
Impairment of property, plant and equipment	物業、機器及設備之減值	69,857	15,430
Finance costs	融資成本	9,386	13,126
Interest income	利息收入	(28,443)	(27,931)
Loss/(gain) on disposal/written off of property, plant and equipment	出售／撇銷物業、機器及設備之虧損／(收益)	1,740	(2,577)
(Reversal of)/provision for impairment loss recognised on trade and bills receivables, net	營業及票據應收款項之減值損失(撥回)／撥備確認淨值	(7,066)	6,115
Gain on lease modification	租約修改之收益	-	(10,431)
Share of profit of an associate	應佔一間聯營公司之盈利	(1,249)	(1,099)
<b>Operating profit before working capital changes</b>	<b>營運資金變動前之營運盈利</b>	<b>334,403</b>	<b>253,049</b>
Decrease/(increase) in inventories	存貨之減少／(增加)	86,075	(4,973)
Decrease/(increase) in trade and bills receivables	營業及票據應收款項之減少／(增加)	122,106	(12,072)
(Increase)/decrease in prepayments, deposits and other receivables	預付款項、按金及其他應收款項之(增加)／減少	(7,466)	30,329
Decrease in trade and bills payables	營業及票據應付款項之減少	(133,413)	(77,742)
Increase/(decrease) in other payables and accruals	其他應付款項及應計費用之增加／(減少)	7,853	(21,276)
Increase/(decrease) in contract liabilities	合約負債之增加／(減少)	4,688	(2,562)
(Decrease)/increase in amount due to an associate	欠一間聯營公司款項之(減少)／增加	(1,505)	413
Increase in deferred income	遞延收入之增加	-	6,321
<b>Cash generated from operations</b>	<b>營運所得之現金</b>	<b>412,741</b>	<b>171,487</b>
Hong Kong profits tax (paid)/refunded	(已付)／已退還香港利得稅	(2,268)	19,453
Overseas tax paid	已付海外稅項	(37,799)	(39,239)
<b>NET CASH FROM OPERATING ACTIVITIES</b>	<b>營運項目所得的現金淨值</b>	<b>372,674</b>	<b>151,701</b>

**CONSOLIDATED STATEMENT OF CASH FLOWS (continued)**  
**綜合現金流量表(續)**

FOR THE YEAR ENDED 31 DECEMBER 2025 截至2025年12月31日止年度

	<i>Notes 附註</i>	<b>2025</b> <b>HK\$'000 千港元</b>	2024 <i>HK\$'000 千港元</i>
<b>NET CASH FROM OPERATING ACTIVITIES</b>	<b>營運項目所得的現金淨值</b>	<b>372,674</b>	151,701
<b>INVESTING ACTIVITIES</b>	<b>投資項目</b>		
Interest received	已收利息	<b>28,138</b>	28,358
Proceeds from disposal of property, plant and equipment	出售物業、機器及設備所得款項	<b>20,674</b>	30,711
Compensation from land resumption received	已收土地徵收補償	<b>96,791</b>	128,930
Purchase of property, plant and equipment	購買物業、機器及設備	<b>(106,750)</b>	(164,996)
Purchase of other intangible assets	購買其他無形資產	<b>(2,464)</b>	(12,100)
Placement of restricted bank deposits	存入受限制銀行存款	<b>(185)</b>	-
Withdrawal of restricted bank deposits	提取受限制銀行存款	<b>-</b>	171
<b>NET CASH FROM INVESTING ACTIVITIES</b>	<b>投資項目所得的現金淨值</b>	<b>36,204</b>	11,074
<b>FINANCING ACTIVITIES</b>	<b>融資項目</b>		
New bank borrowings raised	新籌集之銀行借貸	<b>135,932</b>	45,639
Repayment of bank borrowings	償還銀行借貸	<b>(184,732)</b>	(196,619)
Repayment of principal portion of the lease liabilities	償還租賃負債之本金部分	<b>(33,591)</b>	(27,703)
Repayment of interest portion of the lease liabilities	償還租賃負債之利息部分	<b>(6,836)</b>	(6,135)
Repayment of amount due to non-controlling shareholders	償還欠非控股股東款項	<b>-</b>	(13,987)
Interest paid	已付利息	<b>(2,605)</b>	(6,966)
Dividend paid	已付股息	<b>(67,376)</b>	(36,751)
<b>NET CASH USED IN FINANCING ACTIVITIES</b>	<b>融資項目所用的現金淨值</b>	<b>(159,208)</b>	(242,522)

**CONSOLIDATED STATEMENT OF CASH FLOWS (continued)****綜合現金流量表 (續)**

FOR THE YEAR ENDED 31 DECEMBER 2025 截至2025年12月31日止年度

		2025 HK\$'000 千港元	2024 HK\$'000 千港元
<b>NET INCREASE/(DECREASE) IN CASH AND CASH EQUIVALENTS</b>	現金及等同現金項目的增加／(減少)淨值	249,670	(79,747)
<b>CASH AND CASH EQUIVALENTS AT BEGINNING OF THE YEAR</b>	於是年度開始時的現金及等同現金項目	1,295,475	1,378,997
<b>EFFECT OF EXCHANGE RATE CHANGES ON CASH AND CASH EQUIVALENTS</b>	匯率變動對現金及等同現金項目的影響	2,078	(3,775)
<b>CASH AND CASH EQUIVALENTS AT THE END OF THE YEAR</b>	於是年度終結時的現金及等同現金項目	1,547,223	1,295,475
<b>ANALYSIS OF THE BALANCES OF CASH AND CASH EQUIVALENTS:</b>	現金及等同現金項目結存的分析：		
Short-term bank deposits	短期銀行存款	532,468	380,973
Bank balances and cash	銀行結餘及現金	1,014,755	914,502
Cash and cash equivalents in the consolidated statement of cash flows	綜合現金流量表內的現金及等同現金項目	1,547,223	1,295,475

# NOTES TO THE CONSOLIDATED FINANCIAL STATEMENTS

## 綜合財務報表附註

FOR THE YEAR ENDED 31 DECEMBER 2025 截至2025年12月31日止年度

### 1. GENERAL

The Company is a public limited company incorporated in Hong Kong. Its issued shares are listed on The Stock Exchange of Hong Kong Limited (the "Stock Exchange"). The addresses of the registered office and the principal place of business of the Company are disclosed in the Corporate Information the annual report.

The consolidated financial statements are presented in Hong Kong dollars ("HK\$"), which is also the functional currency of the Company.

The Company acts as an investment holding company. The principal activities of its principal subsidiaries are set out in note 35.

The directors of the Company consider its immediate parent in Chinatex Yieldfull Investments Co., Ltd., a company incorporated in Hong Kong, and ultimate parent is COFCO Corporation, a company established in the PRC and a state-owned enterprise under the direct supervision and administration of, and is beneficially owned by, the State-owned Assets Supervision and Administration Commission of the State Council of the PRC.

### 2. APPLICATION OF AMENDMENTS TO A HKFRS ACCOUNTING STANDARD

#### (a) Application of amendments to a HKFRS Accounting Standard

In the current year, the Group has applied, for the first time, the following amendments to a HKFRS Accounting Standard issued by the Hong Kong Institute of Certified Public Accountants (the "HKICPA") which are effective for the Group's financial year beginning on 1 January 2025:

Amendments to HKAS 21	Lack of Exchangeability
-----------------------	-------------------------

The application of the amendments to HKAS 21 in the current year has had no material effect on the Group's financial performance and positions for the current and prior periods and/or on the disclosures set out in these consolidated financial statements.

### 1. 簡介

本公司為在香港註冊成立的公眾有限公司，其已發行股份於香港聯合交易所有限公司（「聯交所」）上市。本公司的註冊辦事處地址及主要營業地點於本年報公司資料內披露。

綜合財務報表乃以港元（「港元」）呈列，港元亦為本公司的功能貨幣。

本公司乃一間投資控股公司。其主要附屬公司的主要業務載列於附註35內。

本公司董事認為，其直接母公司為在香港註冊成立的中紡盈豐投資管理有限公司，而其最終母公司為中糧集團有限公司，一家於中國成立的公司並由中國國務院國有資產監督管理委員會直接監督及管理以及實益擁有之國有企業。

### 2. 應用香港財務報告準則會計準則修訂本

#### (a) 應用香港財務報告準則會計準則修訂本

於本年度，本集團已首次應用下列由香港會計師公會（「香港會計師公會」）頒佈並於本集團於2025年1月1日開始之財政年度生效之香港財務報告準則會計準則修訂本：

香港會計準則第21號之修訂本	缺乏可兌換性
----------------	--------

於本年度應用香港會計準則第21號之修訂本並無對本集團於當前及過往期間的財務表現及狀況及／或該等綜合財務報表所載的披露資料造成任何重大影響。

**NOTES TO THE CONSOLIDATED FINANCIAL STATEMENTS (continued)****綜合財務報表附註 (續)**

FOR THE YEAR ENDED 31 DECEMBER 2025 截至2025年12月31日止年度

**2. APPLICATION OF AMENDMENTS TO A HKFRS ACCOUNTING STANDARD (continued)****(b) New and amendments to HKFRS Accounting Standards issued but not yet effective**

The Group has not early applied the following new and amendments to HKFRS Accounting Standards that have been issued but are not yet effective:

HKFRS 18	Presentation and Disclosure in Financial Statements <sup>2</sup>
Amendments to HKFRS 9 and HKFRS 7	Amendments to the Classification and Measurement of Financial Instruments <sup>1</sup>
Amendments to HKFRS 9 and HKFRS 7	Contracts Referencing Nature-dependent Electricity <sup>1</sup>
Amendments to HKFRS Accounting Standards	Annual Improvements to HKFRS Accounting Standards – Volume 11 <sup>1</sup>
Amendments to HKFRS 10 and HKAS 28	Sale or Contribution of Assets between an Investor and its Associate or Joint Venture <sup>3</sup>
Amendments to HKAS 21	Translation to a Hyperinflationary Presentation Currency <sup>2</sup>

<sup>1</sup> Effective for annual periods beginning on or after 1 January 2026

<sup>2</sup> Effective for annual periods beginning on or after 1 January 2027

<sup>3</sup> Effective for annual periods beginning on or after a date to be determined

The directors of the Company anticipate that, except as described below, the application of the new and amendments to HKFRS Accounting Standards will have no material impact on the results and the financial position of the Group.

**2. 應用香港財務報告準則會計準則修訂本 (續)****(b) 已頒佈但尚未生效之新訂及經修訂香港財務報告準則會計準則**

本集團尚未提早應用下列已頒佈但尚未生效之新訂及經修訂香港財務報告準則會計準則：

香港財務報告準則第18號	呈列及披露財務報表 <sup>2</sup>
香港財務報告準則第9號及香港財務報告準則第7號之修訂本	金融工具分類及計量之修訂 <sup>1</sup>
香港財務報告準則第9號及香港財務報告準則第7號之修訂本	涉及依賴自然能源生產電力的合約 <sup>1</sup>
香港財務報告準則會計準則之修訂本	香港財務報告準則會計準則之年度改進—第11卷 <sup>1</sup>
香港財務報告準則第10號及香港會計準則第28號之修訂本	投資者與其聯營公司或合營公司之間的資產出售或注資 <sup>3</sup>
香港會計準則第21號之修訂本	換算為惡性通脹的呈列貨幣 <sup>2</sup>

<sup>1</sup> 於2026年1月1日或之後開始之年度期間生效

<sup>2</sup> 於2027年1月1日或之後開始之年度期間生效

<sup>3</sup> 於有待釐定的日期或之後開始之年度期間生效

除下文所述外，本公司董事預計應用新訂及經修訂香港財務報告準則會計準則將不會對本集團的業績及財務狀況造成重大影響。

**NOTES TO THE CONSOLIDATED FINANCIAL STATEMENTS (continued)**  
**綜合財務報表附註(續)**

FOR THE YEAR ENDED 31 DECEMBER 2025 截至2025年12月31日止年度

**2. APPLICATION OF AMENDMENTS TO A HKFRS ACCOUNTING STANDARD (continued)**

**(b) New and amendments to HKFRS Accounting Standards issued but not yet effective (continued)**

***HKFRS 18 – Presentation and Disclosure Financial Statements***

HKFRS 18 sets out requirements on presentation and disclosures in financial statements and will replace HKAS 1 Presentation of Financial Statements. HKFRS 18 introduces new requirements to present specified categories and defined subtotals in the statement of profit or loss, provide disclosures on management-defined performance measures in the notes to the financial statements and improve aggregation and disaggregation of information to be disclosed in the financial statements. Minor amendments to HKAS 7 “Statement of Cash Flows” and HKAS 33 “Earnings per Share” are also made.

HKFRS 18, and the consequential amendments to other HKFRS Accounting Standards, will be effective for annual periods beginning on or after 1 January 2027, with early application permitted.

The application of the HKFRS 18 is not expected to have material impact on the financial position of the Group. The directors of the Company are in the process of making an assessment of the impact of HKFRS 18, but is not yet in a position to state whether the adoption would have a material impact on the presentation and disclosures of consolidated financial statements of the Group.

**2. 應用香港財務報告準則會計準則修訂本(續)**

**(b) 已頒佈但尚未生效之新訂及經修訂香港財務報告準則會計準則(續)**

***香港財務報告準則第18號—呈列及披露財務報表***

香港財務報告準則第18號載列財務報表的呈列及披露規定，並將取代香港會計準則第1號財務報表之呈列。香港財務報告準則第18號引入於損益表中呈列指定類別及定義小計之新規定；於財務報表附註提供有關管理層界定之表現計量之披露，並改進財務報表中將予披露之合併及細分資料，亦對香港會計準則第7號「現金流量表」及香港會計準則第33號「每股盈利」作出細微修訂。

香港財務報告準則第18號及其他香港財務報告準則會計準則之後續修訂本將於2027年1月1日或之後開始之年度期間生效，並允許提前應用。

預期應用香港財務報告準則第18號將不會對本集團的財務狀況造成重大影響。本公司董事正在評估香港財務報告準則第18號的影響，惟尚未能表明採納該準則是否會對本集團綜合財務報表的呈列及披露產生重大影響。

**NOTES TO THE CONSOLIDATED FINANCIAL STATEMENTS (continued)****綜合財務報表附註 (續)**

FOR THE YEAR ENDED 31 DECEMBER 2025 截至2025年12月31日止年度

**3. BASIS OF PREPARATION****(a) Statement of compliance**

The consolidated financial statements have been prepared in accordance with HKFRS Accounting Standards issued by the HKICPA and by the Hong Kong Companies Ordinance. In addition, the consolidated financial statements include applicable disclosures required by the Rules Governing the Listing of Securities on the Stock Exchange (the “Listing Rules”).

**(b) Basis of measurement**

The consolidated financial statements have been prepared under the historical cost basis at the end of each reporting period.

**4. MATERIAL ACCOUNTING POLICY INFORMATION****(a) Business combination**

The consolidated financial statements comprise the financial statements of the Company and entities controlled by the Company and its subsidiaries (the “Group”). Inter-company transactions and balances between group companies together with unrealised profits are eliminated in full in preparing the consolidated financial statements unless the transaction provides evidence of impairment on the asset transferred, in which case the loss is recognised in profit or loss.

The results of subsidiaries acquired or disposed of during the year are included in the consolidated statement of profit or loss and other comprehensive income from the dates of acquisition or up to the dates of disposal, as appropriate. Where necessary, adjustments are made to the financial statements of subsidiaries to bring their accounting policies into line with those used by other members of the Group.

The carrying amount of non-controlling interests that represent present ownership interests in the subsidiary is the amount of those interests at initial recognition plus such non-controlling interest's share of subsequent changes in equity. Total comprehensive income is attributed to such non-controlling interests even if this results in those non-controlling interests having a deficit balance.

**3. 編製基準****(a) 遵例聲明**

綜合財務報表乃按照香港會計師公會頒佈的香港財務報告準則會計準則及香港公司條例而編製。此外，綜合財務報表包括聯交所證券上市規則（「上市規則」）所規定之適用披露資料。

**(b) 計量基準**

綜合財務報表乃於各報告期終按歷史成本基準編製。

**4. 重要會計政策資料****(a) 業務合併**

綜合財務報表包含本公司以及本公司及其附屬公司（「本集團」）控制實體的財務報表。集團公司之間內部公司交易及結餘以及未變現之盈利已於編製綜合財務報表時悉數對銷，除非是項交易提供所轉讓資產之減值證據，則在損益內確認虧損。

是年度收購或出售的附屬公司的業績已根據其收購或截至出售日期（如適用）包括在綜合損益及其他全面收益表內。如有需要，附屬公司的財務報表會作出調整，使其會計政策與本集團其他成員公司所採用者一致。

代表於附屬公司的現有擁有權權益的非控股權益的賬面值指該等權益於初步確認的金額加上該非控股權益應佔權益之其後變動。即使導致該等非控股權益結餘出現虧絀，全面收益總值亦歸屬於該等非控股權益。

**NOTES TO THE CONSOLIDATED FINANCIAL STATEMENTS (continued)**  
**綜合財務報表附註(續)**

FOR THE YEAR ENDED 31 DECEMBER 2025 截至2025年12月31日止年度

**4. MATERIAL ACCOUNTING POLICY INFORMATION**  
(continued)

**(b) Subsidiaries**

A subsidiary is an investee over which the Company is able to exercise control. The Company controls an investee if all three of the following elements are present: (i) power over the investee, (ii) exposure, or rights, to variable returns from its involvement with the investee, and (iii) the ability to use its power over the investee to affect the amount of the Group's returns. Control is reassessed whenever facts and circumstances indicate that there may be a change in any of these elements of control.

In the Company's statement of financial position, investments in subsidiaries are stated at cost less impairment loss, if any. The results of subsidiaries are accounted for by the Company on the basis of dividend received and receivable.

**(c) Associates**

An associate is an entity over which the Group has significant influence and that is neither a subsidiary nor a joint arrangement. Significant influence is the power to participate in the financial and operating policy decisions of the investee but not control or joint control over those policies.

The results and assets and liabilities of an associate are incorporated in these consolidated financial statements using the equity method whereby they are initially recognised at cost and thereafter, their carrying amount are adjusted for the Group's share of the post-acquisition change in the associates' net assets except that losses in excess of the Group's interest in the associate are not recognised unless there is an obligation to make good those losses.

Profits and losses arising on transactions between the Group and its associates are recognised only to the extent of unrelated investors' interests in the associate. The investor's share in the associate's profits and losses resulting from these transactions is eliminated against the carrying value of the associate. Where unrealised losses provide evidence of impairment of the asset transferred, they are recognised immediately in profit or loss.

The requirements of HKAS 36 are applied to determine whether it is necessary to recognise any impairment loss with respect to the Group's investment in an associate. When necessary, the entire carrying amount of the investment is tested for impairment as a single asset by comparing its recoverable amount (higher of value in use and fair value less costs of disposal) with its carrying amount. Any impairment loss recognised is not allocated to any asset that forms part of the carrying amount of the investment. Any reversal of that impairment loss is recognised to the extent that the recoverable amount of the net investment subsequently increases.

**4. 重要會計政策資料(續)**

**(b) 附屬公司**

附屬公司為本公司可以對其行使控制權的被投資方。倘以下三種因素全部出現時，本公司即控制一名被投資方：(i)有權控制被投資方、(ii)因參與其業務而承擔或享有來自被投資方可變回報的風險或權利，及(iii)利用其對被投資方的權力影響本集團回報金額的能力。當有事實及情況顯示任何該等控制因素可能出現變動時，將會重新評估控制權。

於本公司的財務狀況表內，於附屬公司的投資乃按成本扣除減值損失(如有)入賬。附屬公司的業績由本公司按已收及應收的股息基準入賬。

**(c) 聯營公司**

聯營公司指本集團能對其有重大影響力，且並非附屬公司或合營安排之實體。重大影響力指可參與被投資方之財務及營運政策之決策而非控制或共同控制該等政策之權力。

聯營公司的業績、資產及負債乃採取權益法計入該等綜合財務報表，據此，聯營公司初始以成本確認，其後，其賬面值根據本集團在收購後分佔聯營公司資產淨值的變動進行調整，惟超過本集團在聯營公司中的權益的虧損則不會確認，除非有義務填補有關虧損，則作別論。

本集團與其聯營公司之間的交易所產生的損益會予以確認，惟僅限於無關連投資者在聯營公司之權益。投資者應佔因該等交易而產生的有關聯營公司損益與聯營公司的賬面值對銷。倘未變現虧損提供所轉讓資產之減值證據，則立即於損益內確認。

本集團應用香港會計準則第36號的規定釐定是否有必要就本集團於聯營公司之投資確認任何減值虧損。如有必要，該項投資的全部賬面值作為單一資產，透過將其可收回金額(使用價值與公平價值減出售成本兩者中較高者)與其賬面值比較進行減值測試。任何已確認的減值虧損不會分配至任何資產，而該等資產則構成投資的賬面值的一部分。有關減值虧損之任何撥回於該項淨投資可收回金額其後增加時確認。

**NOTES TO THE CONSOLIDATED FINANCIAL STATEMENTS (continued)****綜合財務報表附註 (續)**

FOR THE YEAR ENDED 31 DECEMBER 2025 截至2025年12月31日止年度

**4. MATERIAL ACCOUNTING POLICY INFORMATION**  
(continued)**(d) Investment properties**

Investment properties are properties held either to earn rentals or for capital appreciation or for both, but not held for sale in the ordinary course of business, use in the production or supply of goods or services or for administrative purposes.

Investment properties are initially measured at cost, including any directly attributable expenditure. Subsequent to initial recognition, investment properties are stated at cost less subsequent accumulated depreciation and subsequent accumulated impairment losses, if any. Depreciation is charged so as to write off the cost of investment properties net of expected residual value over the estimated useful life using straight-line method. The useful life, residual value and depreciation method are reviewed, and adjusted if appropriate, at the end of each reporting period.

If an investment property becomes an owner-occupied property when there is a change in use, as supported by observable evidence, the carrying amount of that property at the date of transfer is transferred as an item of property, plant and equipment.

Investment properties are tested for impairment by comparing their carrying amounts with their recoverable amounts (see note 4(m)).

**(e) Property, plant and equipment**

Property, plant and equipment including buildings held for use in the production or supply of goods or services, or for administrative purposes (other than construction in progress and freehold land) are stated at cost less subsequent accumulated depreciation and accumulated impairment losses, if any.

The cost of property, plant and equipment includes its purchase price and the costs directly attributable to the acquisition of the items.

**4. 重要會計政策資料 (續)****(d) 投資物業**

投資物業為持作賺取租金或資本增值或兩者兼有，而非於日常業務過程中持作出售、用於生產或提供貨物或服務，或作行政用途的物業。

投資物業初步以成本（包括任何直接應佔開支）計量。於初步確認後，投資物業以成本減往後累計折舊及往後累計減值損失（如有）列賬。投資物業之折舊乃按其估計可使用年期經扣減其預期剩餘價值後，以直線法撇銷其成本。可使用年期、剩餘價值及折舊方法於各報告期終進行檢討並於適當情況下作出調整。

倘一項投資物業的用途改變而成為業主佔用物業並有可觀察證據支持，該物業於轉讓日期的賬面值轉撥為物業、機器及設備項目。

投資物業進行減值測試時，會將賬面值與可收回金額進行比較（見附註4(m)）。

**(e) 物業、機器及設備**

物業、機器及設備包括持作生產或供應貨物或提供服務或行政用途的建築物（惟在建工程及永久持有的土地除外），以成本扣減往後累計折舊及累計減值損失（如有）後列賬。

物業、機器及設備的成本包括其購買價及收購該等項目直接應佔之成本。

**NOTES TO THE CONSOLIDATED FINANCIAL STATEMENTS (continued)**  
**綜合財務報表附註(續)**

FOR THE YEAR ENDED 31 DECEMBER 2025 截至2025年12月31日止年度

**4. MATERIAL ACCOUNTING POLICY INFORMATION**  
(continued)

**(e) Property, plant and equipment** (continued)

**Ownership interests in leasehold land and buildings**

When the Group makes payments for ownership interests of properties which includes both leasehold land and buildings elements, the entire consideration is allocated between the leasehold land and the buildings elements in proportion to the relative fair values at initial recognition. To the extent the allocation of the relevant payments can be made reliably, interest in leasehold land is presented as “right-of-use assets” in the consolidated statement of financial position. When the consideration cannot be allocated reliably between non-lease building element and undivided interest in the underlying leasehold land, the entire properties are classified as property plant and equipment.

Subsequent costs are included in the asset’s carrying amount or recognised as a separate asset, as appropriate, only when it is probable that future economic benefits associated with the item will flow to the Group and the cost of the item can be measured reliably. The carrying amount of the replaced part is derecognised. All other repairs and maintenance are recognised as an expense in profit or loss during the financial period in which they are incurred.

Property, plant and equipment (other than construction in progress and freehold land) are depreciated so as to write off their cost net of expected residual values over their estimated useful lives on a straight-line basis. The useful lives, residual value and depreciation method are reviewed, and adjusted if appropriate, at the end of each reporting period. The useful lives are as follows:

Freehold land	Nil
Leasehold land and buildings	Shorter of 20-50 years or period of the lease term
Furniture, fixtures and equipment	3-10 years
Plant and machinery	5-10 years
Motor vehicles	3 1/3 - 5 years
Construction in progress	Nil

Freehold land is carried at cost less any recognised impairment loss.

**4. 重要會計政策資料 (續)**

**(e) 物業、機器及設備 (續)**

**於租賃土地及建築物之所有權權益**

當本集團就物業之所有權權益(包括租賃土地及建築物部分)作出付款時,則對價按於初步確認時的相對公平價值比例,於租賃土地及建築物部分之間悉數分配。倘相關付款分配能可靠計量時,租賃土地權益於綜合財務狀況表中呈列為「使用權資產」。當對價無法在相關租賃土地的非租賃建築物部分及未分配權益之間可靠分配時,則整項物業分類為物業、機器及設備。

僅當項目相關之未來經濟利益可能會流入本集團,而且能夠可靠地計算該項目之成本時,其後成本方會計入資產之賬面值或確認為一項獨立資產(如適宜)。被取代部分之賬面值將終止確認。所有其他維修及保養在其產生之財政期間於損益賬內確認為開支。

除在建工程及永久持有的土地外,物業、機器及設備乃按估計可使用年期經扣減其預期剩餘價值後,以直線法撇銷其成本。可使用年期、剩餘價值及折舊方法於各報告期終進行檢討並於適當情況下作出調整。可使用年期載列如下:

永久持有的土地	無
租賃土地及建築物	20 - 50年或租賃年期 (以較短者為準)
傢俬、裝置及設備	3 - 10年
廠房及機器	5 - 10年
車輛	3 1/3 - 5年
在建工程	無

永久持有的土地乃按成本扣減任何已確認減值損失列賬。

**NOTES TO THE CONSOLIDATED FINANCIAL STATEMENTS (continued)****綜合財務報表附註 (續)**

FOR THE YEAR ENDED 31 DECEMBER 2025 截至2025年12月31日止年度

**4. MATERIAL ACCOUNTING POLICY INFORMATION**  
(continued)**(e) Property, plant and equipment** (continued)**Ownership interests in leasehold land and buildings** (continued)

Construction in progress is stated at cost less any recognised impairment loss. Costs include any costs directly attributable to bring the asset to the location and condition necessary for it to be capable of operating in the manner intended by management, including costs of testing whether the related assets are functioning properly and, for qualifying assets, borrowing costs capitalised in accordance with the Group's accounting policy. Sale proceeds of items that are produced while bringing an item of property, plant and equipment to the location and condition necessary for it to be capable of operating in the manner intended by management (such as samples produced when testing whether the asset is functioning properly), and the related costs of producing those items are recognised in the profit or loss. No depreciation is provided for in respect of construction in progress until it is completed and ready for its intended use. Such construction in progress are classified to the appropriate categories of property, plant and equipment when completed and ready for its intended use.

An item of property, plant and equipment is derecognised upon disposal or when no future economic benefits are expected to arise from the continued use of asset. Any gain or loss on disposal or retirement of an item of property, plant and equipment is the difference between the net sale proceeds and its carrying amount, and is recognised in profit or loss on disposal.

Property, plant and equipment are tested for impairment by comparing their carrying amounts with their recoverable amounts (see note 4(m)).

**(f) Leasing****The Group as a lessee**

All leases are required to be capitalised in the consolidated statement of financial position as right-of-use assets and lease liabilities, but accounting policy choices exist for an entity to choose not to capitalise (i) leases which are short-term leases and/or (ii) leases for which the underlying asset is of low value. The Group has elected not to recognise right-of use assets and lease liabilities for low-value assets and leases for which at the commencement date have a lease term of less than 12 months and do not contain a purchase option. The lease payments associated with those leases have been expensed on a straight-line basis over the lease term.

**4. 重要會計政策資料 (續)****(e) 物業、機器及設備 (續)****於租賃土地及建築物之所有權權益 (續)**

在建工程以成本扣減任何已確認減值損失列賬。成本包括資產達到能夠按照管理層擬定的方式開展經營所必要的位置及條件而應佔之任何直接成本，包括測試相關資產是否可正常運行的成本，及對合資格資產按照本集團的會計政策進行資本化之借貸成本。為使物業、機器及設備達到能夠按照管理層擬定的方式開展經營所必要的位置及條件而生產的項目（例如當測試資產是否可正常運行時所生產之樣品）之出售所得款項及生產該等項目的相關成本於損益內確認。在建工程於完成及可按擬定用途使用前不作折舊撥備。該在建工程於完工時已分類至適當的物業、機器及設備類別，並可用作其擬定用途。

物業、機器及設備項目於處置時或預計持續使用資產不會產生未來經濟利益時終止確認。處置或報廢一項物業、機器及設備產生的任何收益或虧損為銷售所得款項淨額與其賬面值的差額，並於處置時於損益賬內確認。

物業、機器及設備進行減值測試時，會將賬面值與可收回金額進行比較（見附註4(m)）。

**(f) 租賃****本集團作為承租人**

所有租賃均須於綜合財務狀況表內資本化為使用權資產及租賃負債，惟會計政策選擇可供實體選擇不將(i)屬短期租賃之租賃及／或(ii)相關資產為低價值之租賃進行資本化。本集團已選擇不就低價值資產及租賃期限於開始日期少於12個月及不包含購買選擇權之租賃確認為使用權資產及租賃負債。與該等租賃相關之租賃付款已於租賃期限內按直線法攤銷。

**NOTES TO THE CONSOLIDATED FINANCIAL STATEMENTS (continued)**  
**綜合財務報表附註(續)**

FOR THE YEAR ENDED 31 DECEMBER 2025 截至2025年12月31日止年度

**4. MATERIAL ACCOUNTING POLICY INFORMATION**  
(continued)

**(f) Leasing** (continued)

**The Group as a lessee** (continued)

*Right-of-use asset*

The right-of-use asset should be recognised at cost and would comprise:

- (i) the amount of the initial measurement of the lease liability (see below for the accounting policy to account for lease liability);
- (ii) any lease payments made at or before the commencement date, less any lease incentive received;
- (iii) any initial direct costs incurred by the lessee; and
- (iv) an estimate of costs to be incurred by the lessee in dismantling and removing the underlying asset to the condition required by the terms and conditions of the lease, unless those costs are incurred to produce inventories.

The Group measures the right-of-use assets applying a cost model. Under the cost model, the Group measures the right-of-use assets at cost, less any accumulated depreciation and any impairment losses, and adjusted for any remeasurement of lease liability. They are depreciated over the shorter period of lease term and useful life of the underlying asset.

The Group presents right-of-use assets as a separate line in the consolidated statement of financial position.

The Group applies HKAS 36 to determine whether a right-of-use asset is impaired and accounts for any identified impairment loss.

The Group has leased a number of properties under tenancy agreements which the Group exercises its judgement and determines that it is a separate class of assets apart from the leasehold land and buildings which is held for own use. As a result, the right-of-use assets arising from the properties under tenancy agreements are carried at depreciated cost.

When the Group obtains ownership of the underlying leased assets at the end of the lease term upon exercising purchase options, the cost the relevant right-of-use assets and the related accumulated depreciation are transferred to property, plant and equipment.

Right-of-use assets are tested for impairment by comparing their carrying amounts with their recoverable amounts (see note 4(m)).

**4. 重要會計政策資料(續)**

**(f) 租賃(續)**

**本集團作為承租人(續)**

*使用權資產*

使用權資產應按成本確認，並包括：

- (i) 租賃負債之初始計量金額(見下文將租賃負債入賬之會計政策)；
- (ii) 於開始日或之前支付之任何租賃付款，扣減任何已收取之租賃優惠；
- (iii) 承租人產生之任何初始直接成本；及
- (iv) 承租人於拆除及移除相關資產以恢復至租賃條款及條件規定的狀態而預計將予產生之成本，除非該等成本乃因生產存貨而產生。

本集團採用成本模式計量使用權資產。根據成本模式，本集團按成本減任何累計折舊及任何減值損失計量使用權資產，並就任何重新計量之租賃負債進行調整。其以相關資產的租賃期及可使用年期中較短者計提折舊。

本集團於綜合財務狀況表中將使用權資產呈列為個別項目。

本集團應用香港會計準則第36號釐定使用權資產是否已減值，並就任何已識別減值虧損入賬。

本集團根據租賃協議租賃多項物業，本集團對其行使判斷及釐定其是否有別於持作自用租賃土地及建築物之另一資產類別。因此，租賃協議項下物業產生之使用權資產乃以折舊成本列值。

倘本集團於行使購買選擇權後，在租賃期屆滿時獲得相關租賃資產的所有權，相關使用權資產及相關累計折舊的成本將轉至物業、機器及設備。

使用權進行減值測試時，會將賬面值與可收回金額進行比較(見附註4(m))。

**NOTES TO THE CONSOLIDATED FINANCIAL STATEMENTS (continued)****綜合財務報表附註 (續)**

FOR THE YEAR ENDED 31 DECEMBER 2025 截至2025年12月31日止年度

**4. MATERIAL ACCOUNTING POLICY INFORMATION**  
(continued)**(f) Leasing** (continued)**The Group as a lessee** (continued)*Lease liability*

The lease liability is recognised at the present value of the lease payments that are not paid at the date of commencement of the lease. The lease payments are discounted using the interest rate implicit in the lease, if that rate can be readily determined. If that rate cannot be readily determined, the Group uses the Group's incremental borrowing rate.

The following payments for the right to use the underlying asset during the lease term that are not paid at the commencement date of the lease are considered to be lease payments:

- (i) fixed payments less any lease incentives receivables;
- (ii) variable lease payments that depend on an index or a rate, initially measured using the index or rate as at the commencement date;
- (iii) amounts expected to be payable by the lessee under residual value guarantees;
- (iv) the exercise price of a purchase option if the lessee is reasonably certain to exercise that option; and
- (v) payments of penalties for terminating the lease, if the lease term reflects the lessee exercising an option to terminate the lease.

The lease liability is presented as a separate line in the consolidated statement of financial position.

Subsequent to the commencement date, the Group measures the lease liability by:

- (i) increasing the carrying amount to reflect interest on the lease liability;
- (ii) reducing the carrying amount to reflect the lease payments made; and
- (iii) remeasuring the carrying amount to reflect any reassessment or lease modification, or to reflect revised in-substance fixed lease payments.

**4. 重要會計政策資料 (續)****(f) 租賃 (續)****本集團作為承租人 (續)***租賃負債*

於租賃開始日租賃負債按照尚未支付之租賃付款之現值確認。倘該利率可輕易釐定，則租賃付款採用租賃隱含之利率貼現。倘該利率無法輕易釐定，則本集團使用本集團之增量借貸利率。

於租賃期限內，在租賃開始日尚未支付之相關資產使用權之以下付款均被視為租賃付款：

- (i) 固定付款減任何應收租賃優惠；
- (ii) 取決於指數或利率之可變租賃付款 (初始使用於開始日之指數或利率計量)；
- (iii) 承租人根據擔保剩餘價值預計應付之金額；
- (iv) 購買選擇權之行使價格 (倘承租人合理確定將行使該選擇權)；及
- (v) 終止租賃之罰金付款 (倘租賃期限反映承租人行使終止租賃之選擇權)。

租賃負債於綜合財務狀況表中呈列為個別項目。

於開始日後，本集團計量租賃負債是以：

- (i) 增加賬面值以反映租賃負債之利息；
- (ii) 減少賬面值以反映作出之租賃付款；及
- (iii) 重新計量賬面值以反映任何重估或租賃修訂，或反映實際修訂之固定租賃付款。

**NOTES TO THE CONSOLIDATED FINANCIAL STATEMENTS (continued)**  
**綜合財務報表附註(續)**

FOR THE YEAR ENDED 31 DECEMBER 2025 截至2025年12月31日止年度

**4. MATERIAL ACCOUNTING POLICY INFORMATION**  
(continued)

**(f) Leasing** (continued)

***The Group as a lessor***

The Group enters into lease agreements as a lessor with respect to its investment properties. Lease for which the Group is a lessor are classified as finance or operating leases. Whenever the terms of the lease transfer substantially all the risks and rewards of ownership to the lease, the contract is classified as a finance lease. All other leases are classified as operating leases.

The Group has leased out its investment properties to a number of tenants. Rental income from operating leases is recognised in profit or loss on a straight-line basis over the term of the relevant lease. Initial direct costs incurred in negotiating and arranging an operating lease are added to the carrying amount of the leased asset and recognised as an expense on a straight-line basis over the lease term.

Any changes in the scope of the consideration for a lease that was not part of the original terms and conditions of the lease are accounted for as lease modifications. The Group accounts for a modification to an operating lease as a new lease from the effective date of the modification, recognising the remaining lease payments as income on either a straight-line basis or another systematic basis over the remaining lease term.

**(g) Inventories**

Inventories are initially recognised at cost, and subsequently at the lower of cost and net realisable value. Cost comprises all costs of purchase, costs of conversion and other costs incurred in bringing the inventories to their present location and condition. Cost is calculated using the first-in first-out method. Net realisable value represents the estimated selling price in the ordinary course of business less the estimated costs of completion and costs necessary to make the sale.

**4. 重要會計政策資料 (續)**

**(f) 租賃 (續)**

**本集團作為出租人**

本集團作為出租人就其投資物業訂立租賃協議。本集團作為出租人的租賃分類為融資或經營租賃。倘租賃條款將絕大部分所有權風險及回報轉讓予租賃，則合約將分類為融資租賃。所有其他租賃均分類為經營租賃。

本集團已出租其投資物業予若干租戶。營運租賃的租金收入乃按有關租賃期限以直線法於損益賬內確認。磋商及安排營運租賃產生的初步直接成本會加入該租賃資產的賬面值內並按租賃期限以直線法確認為開支。

並非原租賃條款及條件的一部分的租賃代價範圍的任何變動入賬列作租賃修訂。本集團自修訂生效日期起將營運租賃之修訂入賬列作新租賃，並於剩餘租賃期限內以直線法或其他系統性方式將剩餘租賃付款確認為收入。

**(g) 存貨**

存貨初始按成本確認，其後按成本及可變現淨值的較低者確認。成本包括所有採購成本、轉換成本及將存貨達致其目前地點及狀況所產生的其他成本。成本以先進先出基準計算。可變現淨值指日常業務過程中的估計售價減去完工估計成本及作出銷售所需的成本。

**NOTES TO THE CONSOLIDATED FINANCIAL STATEMENTS (continued)****綜合財務報表附註 (續)**

FOR THE YEAR ENDED 31 DECEMBER 2025 截至2025年12月31日止年度

**4. MATERIAL ACCOUNTING POLICY INFORMATION**  
(continued)**(h) Intangible assets****(i) Intangible assets**

Intangible assets acquired separately are initially recognised at cost. Subsequently, intangible assets with finite useful lives are carried at cost less accumulated amortisation and any accumulated impairment losses. Amortisation is provided on a straight-line basis over their useful lives as follows. The amortisation expense is recognised in profit or loss and included in administrative expenses.

Software	Shorter of 5-10 years or period of the contract term
----------	--

*Internally-generated intangible assets – research and development expenditures*

Expenditure on research activities is recognised as an expense in the period in which it is incurred.

**(ii) Impairment**

Intangible assets with finite lives are tested for impairment when there is an indication that an asset may be impaired. Intangible assets are tested for impairment by comparing their carrying amounts with their recoverable amounts (see note 4(m)).

**4. 重要會計政策資料 (續)****(h) 無形資產****(i) 無形資產**

獨立收購的無形資產初步按成本確認。其後，具有有限可使用年期之無形資產會按成本扣減累計攤銷及任何累計減值損失列賬。攤銷乃以直線法按以下可使用年期計提撥備。攤銷費用於損益賬內確認及計入行政費用。

軟件	5—10年或合約年期 (以較短者為準)
----	---------------------

*內部產生的無形資產—研發開支*

研發活動的開支於產生的期間確認為開支。

**(ii) 減值**

具有有限可使用年期之無形資產於資產在可能出現減值之跡象時進行減值測試。無形資產進行減值測試時，會將賬面值與可收回金額進行比較 (見附註4(m))。

**NOTES TO THE CONSOLIDATED FINANCIAL STATEMENTS (continued)**  
**綜合財務報表附註(續)**

FOR THE YEAR ENDED 31 DECEMBER 2025 截至2025年12月31日止年度

**4. MATERIAL ACCOUNTING POLICY INFORMATION**  
(continued)

**(i) Financial instruments**

**(i) Financial assets**

Financial assets are initially measured at fair value, except for trade receivables arising from contracts with customers which are initially measured in accordance with HKFRS 15. Transaction costs that are directly attributable to the acquisition or issue of financial assets are added to or deducted from the fair value of the financial assets, as appropriate, on initial recognition.

All regular way purchases and sales of financial assets are recognised on the trade date, that is, the date that the Group commits to purchase or sell the asset. Regular way purchases or sales are purchases or sales of financial assets that require delivery of assets within the period generally established by regulation or convention in the market place.

Financial assets with embedded derivatives are considered in their entirety when determining whether their cash flows are solely payment of principal and interest.

Financial assets at amortised cost: Assets that are held for collection of contractual cash flows where those cash flows represent solely payments of principal and interest are measured at amortised cost. Financial assets at amortised cost are subsequently measured using the effective interest rate method. Interest income, foreign exchange gains and losses and impairment are recognised in profit or loss. Any gains or losses on derecognition is recognised in profit or loss.

The effective interest method is a method of calculating the amortised cost of a debt instrument and of allocating interest income over the relevant period.

For financial assets, the effective interest rate is the rate that exactly discounts estimated future cash receipts (including all fees and points paid or received that form an integral part of the effective interest rate, transaction costs and other premiums or discounts) excluding expected credit losses, through the expected life of the debt instrument, or, where appropriate, a shorter period, to the gross carrying amount of the debt instrument on initial recognition.

**4. 重要會計政策資料(續)**

**(i) 金融工具**

**(i) 金融資產**

金融資產初步按公平價值計量，惟客戶合同的營業應收款項除外，其初步按香港財務報告準則第15號計量。與取得或發行金融資產直接相關的交易成本在初步確認時，將加去或減去金融資產的公平價值(如適用)。

以常規方式購買及出售的金融資產，均按交易日期(即本集團承諾購買或出售相關資產的日期)進行確認。以常規方式購買或出售是指要求在相關市場中的規則或慣例通常約定的時間內交付資產的金融資產買賣。

於釐定內含衍生工具的金融資產的現金流量是否屬於僅支付本金及利息時，將全盤考慮內含衍生工具的金融資產。

按攤銷成本計量的金融資產：就持作收回合約現金流量的資產而言，倘有關資產的現金流量為僅支付本金及利息，則按攤銷成本計量。按攤銷成本計量的金融資產其後使用實際利率法計量。利息收入、外幣匯兌收益及虧損以及減值於損益賬內確認。終止確認的任何收益或虧損於損益賬內確認。

實際利率法是計算債務工具攤銷成本並將利息收入分配至相關期間的方法。

就金融資產而言，實際利率是指將估計未來現金收入(包括構成實際利率組成部分的所有已付或已收費用及點數、交易成本以及其他溢價或折讓)按債務工具的預計年期(或較短期間(如適用))準確貼現至債務工具於初步確認時的總賬面值的利率。

**NOTES TO THE CONSOLIDATED FINANCIAL STATEMENTS (continued)****綜合財務報表附註 (續)**

FOR THE YEAR ENDED 31 DECEMBER 2025 截至2025年12月31日止年度

**4. MATERIAL ACCOUNTING POLICY INFORMATION**  
(continued)**(i) Financial instruments** (continued)**(ii) Impairment loss on financial assets**

The Group recognises loss allowances for expected credit loss (“ECL”) on trade and bills receivables, deposits and other receivables measured at amortised cost. The ECLs are measured on either of the following bases: (1) 12-month ECLs: these are the ECLs that result from possible default events within 12 months after the reporting date; and (2) lifetime ECLs: these are ECLs that result from all possible default events over the expected life of a financial instrument. The maximum period considered when estimating ECLs is the maximum contractual period over which the Group is exposed to credit risk.

ECLs are a probability-weighted estimated of credit losses. Credit losses are measured as the difference between all contractual cash flows that are due to the Group in accordance with the contract and all the cash flows that the Group expects to receive. The shortfall is then discounted at an approximation to the assets’ original effective interest rate.

The Group has elected to measure loss allowances for trade receivables using HKFRS 9 simplified approach and has calculated ECLs based on lifetime ECLs. The Group has established a provision matrix that is based on the Group’s historical credit loss experience, adjusted for forward-looking factors specific to the debtors and the economic environment except for individual assessment on credit-impaired trade receivables.

For other financial assets of the Group, the ECLs are based on the 12-month ECLs. However, when there has been a significant increase in credit risk since origination, the allowance will be based on the lifetime ECLs.

When determining whether the credit risk of a financial asset has increased significantly since initial recognition and when estimating ECL, the Group considers reasonable and supportable information that is relevant and available without undue cost or effort. This includes both quantitative and qualitative information analysis, based on the Group’s historical experience and informed credit assessment and including forward-looking information.

**4. 重要會計政策資料 (續)****(i) 金融工具 (續)****(ii) 金融資產之減值損失**

本集團就營業及票據應收款項、按金及按攤銷成本計量的其他應收款項確認預期信貸虧損（「預期信貸虧損」）虧損撥備。預期信貸虧損按以下其中一項基準計量：(1)12個月的預期信貸虧損：其為於報告日期後12個月內發生的潛在違約事件導致的預期信貸虧損；及(2)年限內預期信貸虧損：此乃於金融工具預計年內所有可能由違約事件產生的預期信貸虧損。估計預期信貸虧損時所考慮的最長期間為本集團面對信貸風險的最長合約期間。

預期信貸虧損為信貸虧損的概率加權估計。信貸虧損乃按本集團根據合約應收的所有合約現金流量與本集團預期收取的所有現金流量之間的差額計量。該差額其後按貼近資產原有實際利率貼現。

本集團已選用香港財務報告準則第9號簡化法以計量營業應收款項的虧損撥備，並已根據年限內預期信貸虧損計算預期信貸虧損。本集團已設立根據本集團過往信貸虧損經驗計算的撥備矩陣，並按債務人特定的前瞻性因素及經濟環境予以調整，惟已信貸減值營業應收款項的個別評估除外。

就本集團之其他金融資產而言，預期信貸虧損乃以12個月預期信貸虧損為基準。然而，當信貸風險自開始以來大幅增加時，撥備將以年限內預期信貸虧損為基準。

於釐定金融資產之信貸風險自初步確認後有否大幅增加及於估計預期信貸虧損時，本集團會考慮相關及無須付出過多成本或努力即可獲得之合理及可靠資料。此包括根據本集團之過往經驗及已知信貸評估得出之量化及質化資料及分析，並包括前瞻性資料。

**NOTES TO THE CONSOLIDATED FINANCIAL STATEMENTS (continued)**  
**綜合財務報表附註(續)**

FOR THE YEAR ENDED 31 DECEMBER 2025 截至2025年12月31日止年度

**4. MATERIAL ACCOUNTING POLICY INFORMATION**  
(continued)

**(i) Financial instruments** (continued)

**(ii) Impairment loss on financial assets** (continued)

*Significant increase in credit risk*

In assessing whether the credit risk on a financial instrument has increased significantly since initial recognition, the Group compares the risk of a default occurring on the financial instrument as at the reporting date with the risk of a default occurring on the financial instrument as at the date of initial recognition.

In particular, the following information is taken into account when assessing whether credit risk has increased significantly since initial recognition:

- an actual or expected significant deterioration in the financial instrument's external (if available) or internal credit rating;
- existing or forecast adverse changes in business, financial or economic conditions that are expected to cause a significant decrease in the debtor's ability to meet its debt obligations;
- an actual or expected significant deterioration in the operating results of the debtor;
- significant increases in credit risk on other financial instruments of the same debtor;
- an actual or expected significant adverse change in the regulatory, economic, or technological environment of the debtor that results in a significant decrease in the debtor's ability to meet its debt obligations.

Despite the foregoing, the Group assumes that the credit risk on a debt instrument has not increased significantly since initial recognition if the debt instrument is determined to have low credit risk at the reporting date. A debt instrument is determined to have low credit risk if i) the debt instrument has a low risk of default, ii) the debtor has a strong capacity to meet its contractual cash flow obligations in the near term, and iii) adverse changes in economic and business conditions in the longer term may, but will not necessarily, reduce the ability of the borrower to fulfil its contractual cash flow obligations. The Group considers a debt instrument to have low credit risk when the asset has external credit rating of 'investment grade' in accordance with the globally understood definition or if an external rating is not available, the asset has an internal rating of 'performing'. Performing means that the counterparty has a strong financial position and there is no past due amounts.

The Group regularly monitors the effectiveness of the criteria used to identify whether there has been a significant increase in credit risk and revises them as appropriate to ensure that the criteria are capable of identifying significant increase in credit risk before the amount becomes past due.

**4. 重要會計政策資料 (續)**

**(i) 金融工具 (續)**

**(ii) 金融資產之減值損失 (續)**

*信貸風險顯著增加*

為評估信貸風險自初步確認後是否已大幅增加，本集團會將金融工具於報告日出現違約的風險與該金融工具於首次確認當日出現違約的風險相比較。

具體而言，評估信貸風險自初步確認以來有否大幅上升時會考慮以下資料：

- 金融工具的外部(如有)或內部的信貸評級實際上或預期嚴重惡化；
- 業務、金融或經濟環境目前受到或預期出現不利影響，並預計嚴重使債務人的債務償還能力下降；
- 債務人的經營業績實際上或預期嚴重惡化；
- 有關相同債務人的其他金融工具之信貸風險大幅增加；
- 債務人面對的監管、經濟或技術環境在實際上或預計會發生重大不利變動，導致債務人的債務償還能力嚴重下降。

儘管有前述情況，倘債務工具於報告日期獲釐定為具有低信貸風險，本集團假設債務工具的信貸風險自初步確認以來並無顯著增加。倘i)債務工具違約風險低，ii)債務人擁有於短期內履行其合約現金流量責任的良好能力，及iii)長遠經濟及業務狀況出現不利變動可能但未必會削弱借款人履行其合約現金流量責任的能力，則債務工具獲釐定為具有低信貸風險。當資產具有符合廣泛已知定義的「投資級」外部信貸評級，或若果並無外部評級，但資產具有「良好」的內部評級時，本集團認為債務工具具有較低的信貸風險。良好意味著交易對手方的財務狀況強勁，且不存在逾期款項。

本集團定期監控識別信貸風險是否出現顯著增加所用標準的有效性，並對其作出適當修訂以確保在款項逾期前有關標準能識別信貸風險的顯著增加。

**NOTES TO THE CONSOLIDATED FINANCIAL STATEMENTS (continued)****綜合財務報表附註 (續)**

FOR THE YEAR ENDED 31 DECEMBER 2025 截至2025年12月31日止年度

**4. MATERIAL ACCOUNTING POLICY INFORMATION**  
(continued)**(i) Financial instruments** (continued)**(ii) Impairment loss on financial assets** (continued)*Definition of default*

The Group considers the following as constituting an event of default for internal credit risk management purposes as historical experience indicates that receivables that meet either of the following criteria are generally not recoverable:

- when there is a breach of financial covenants by the debtor; or
- information developed internally or obtained from external sources indicates that the debtor is unlikely to pay its creditors, including the Group, in full (without taking into account any collaterals held by the Group).

The Group considers a financial asset to be credit-impaired when: (1) the borrower is unlikely to pay its credit obligations to the Group in full, without recourse by the Group to actions such as realising security (if any is held); or (2) the financial asset is more than 365 days past due unless the Group has reasonable and supportable information demonstrate that a more lagging default criterion is more appropriate.

If the Group has measured the loss allowance for a financial instrument at an amount equal to lifetime ECL in the previous reporting period, but determines at the current reporting date that the conditions for lifetime ECL are no longer met, the Group measures the loss allowance at an amount equal to 12-month ECL at the current reporting date, except for assets for which simplified approach was used.

The Group recognises an impairment gain or loss in profit or loss for all financial instruments with a corresponding adjustment to their carrying amount through a loss allowance account.

**4. 重要會計政策資料 (續)****(i) 金融工具 (續)****(ii) 金融資產之減值損失 (續)***違約之定義*

本集團認為，就內部信貸風險管理而言，以下事件構成違約事件，因過往經驗顯示符合以下任何標準之應收款項一般無法收回：

- 債務人違反財務契諾時；或
- 內部產生或取得外部來源資料顯示，債務人很可能無法向債權人（包括本集團）悉數還款（不計及本集團所持有任何抵押品）。

本集團認為金融資產於下列情況下為信貸減值：(1) 借款人不大可能在本集團無追索權採取行動（例如：變現抵押）（如持有）的情況下向本集團悉數支付其信貸義務；或(2) 該金融資產逾期超過365日，除非本集團有合理及可靠資料證明按意識滯後違約標準處理更為恰當。

倘本集團於上一個報告期間以相等於全期預期信貸虧損的金額計量一項金融工具的虧損撥備，但於本報告日期釐定該全期預期信貸虧損的條件不再符合，則本集團於本報告日期按相等於十二個月預期信貸虧損的金額計量虧損撥備，惟採用簡化方法計量的資產除外。

本集團於損益賬內確認所有金融工具之減值收益或虧損，並透過虧損撥備賬調整相應賬面值。

**NOTES TO THE CONSOLIDATED FINANCIAL STATEMENTS (continued)**  
**綜合財務報表附註(續)**

FOR THE YEAR ENDED 31 DECEMBER 2025 截至2025年12月31日止年度

**4. MATERIAL ACCOUNTING POLICY INFORMATION**  
(continued)

**(i) Financial instruments** (continued)

**(ii) Impairment loss on financial assets** (continued)

The Group writes off a financial asset when there is information indicating that the debtor is in severe financial liability difficulty and there is no realistic prospect of recovery, e.g. when the debtor has been placed under liquidation or has entered into bankruptcy proceedings, whichever occurs sooner. Financial assets written off may still be subject to enforcement activities under the Group's recovery procedures, taking into account legal advice where appropriate. Any recoveries made are recognised in profit or loss.

Interest income on credit-impaired financial assets is calculated based on the amortised cost (i.e. the gross carrying amount less loss allowance) of the financial asset. Interest income on non credit-impaired financial assets is calculated based on the gross carrying amount. Interest income is recognised in profit or loss and is included in the "Other revenue" line item (note 9(a)).

**(iii) Financial liabilities**

The Group classifies its financial liabilities, depending on the purpose for which the liabilities were incurred. Financial liabilities are initially measured at fair value. Transaction costs that are directly attributable to the acquisition or issue of financial liabilities are added to or deducted from the fair value of the financial liabilities, as appropriate, on initial recognition.

Financial liabilities at amortised cost including trade and bills payables, other payables and accruals, amounts due to non-controlling shareholders/an associate and bank borrowings are subsequently measured at amortised cost, using the effective interest method. The related interest expense is recognised in profit or loss.

**(iv) Effective interest method**

The effective interest method is a method of calculating the amortised cost of a financial asset or financial liability and of allocating interest income or interest expense over the relevant period. The effective interest rate is the rate that exactly discounts estimated future cash receipts or payments through the expected life of the financial asset or liability, or where appropriate, a shorter period.

**4. 重要會計政策資料(續)**

**(i) 金融工具(續)**

**(ii) 金融資產之減值損失(續)**

當有資料顯示債務人有嚴重財政責任困難且無實際收回前景時(例如當債務人已開展清盤或進入破產程序時(以較早發生者為準)),本集團會撇銷金融資產。經考慮適當法律意見後,本集團仍可能根據追討程序對撇銷的金融資產進行強制執行活動。任何收回款項均在損益賬內確認。

信貸減值金融資產的利息收入按金融資產的攤銷成本(即總賬面值減虧損撥備)計算。非信貸減值金融資產的利息收入按總賬面值計算。利息收入於損益賬內確認,並計入「其他收入」(附註9(a))。

**(iii) 金融負債**

本集團將視乎產生負債的目的對金融負債進行分類。金融負債初步按公平價值計量。與取得或發行金融負債直接相關的交易成本在初步確認時,視情況計入或扣除金融負債的公平價值。

按攤銷成本計量的金融負債包括營業及票據應付款項、其他應付款項及應計費用、欠非控股股東/一間聯營公司款項及銀行借貸,其後乃按實際利率法以攤銷成本計量。有關利息費用於損益賬內確認。

**(iv) 實際利率法**

實際利率法是一種計算金融資產或金融負債的攤銷成本以及按有關期間攤分利息收入或利息費用的方法。實際利率是指透過金融資產或金融負債的預期年期或更短期間(如適用)準確地貼現估計未來現金收入或付款的利率。

**NOTES TO THE CONSOLIDATED FINANCIAL STATEMENTS (continued)****綜合財務報表附註 (續)**

FOR THE YEAR ENDED 31 DECEMBER 2025 截至2025年12月31日止年度

**4. MATERIAL ACCOUNTING POLICY INFORMATION**  
(continued)**(i) Financial instruments** (continued)**(v) Equity instruments**

An equity instrument is any contract that evidences a residual interest in the assets of an entity after deducting all of its liabilities. Equity instrument issued by the Company are recorded at the proceeds received, net of direct issue costs.

**(vi) Derecognition**

The Group derecognises a financial asset when the contractual rights to the future cash flows in relation to the financial asset expire or when the financial asset has been transferred and the transfer meets the criteria for derecognition in accordance with HKFRS 9.

Financial liabilities are derecognised when the obligation specified in the relevant contract is discharged, cancelled or expires. The difference between the carrying amount of the financial liability derecognized and the consideration paid and payable is recognised in profit or loss.

**(j) Cash and cash equivalents**

In the consolidated statement of financial position, bank balances and cash comprise cash (i.e. cash on hand and demand deposits) and cash equivalents. Cash equivalents are short-term (generally with original maturity of three months or less), highly liquid investments that are readily convertible to a known amount of cash and which are subject to an insignificant risk of changes in value. Cash equivalents are held for the purpose of meeting short-term cash commitments rather for investment or other purposes.

Bank balances for which use by the Group is subject to third party contractual restriction are included as part of cash unless the restrictions result in a bank balance no longer meeting the definition of cash. Contractual restriction affecting use of bank balances are disclosed in note 22.

For the purpose of the consolidated statement of cash flows, cash and cash equivalents comprise short-term bank deposits, bank balances and cash which are not restricted as to use.

**4. 重要會計政策資料 (續)****(i) 金融工具 (續)****(v) 權益工具**

權益工具乃證明經扣除所有負債後於實體資產中擁有的剩餘權益的任何合約。本公司所發行的權益工具列賬為所收取的所得款項 (扣除直接發行成本)。

**(vi) 終止確認**

本集團於與金融資產有關之未來現金流量合約權利屆滿，或此類金融資產已轉讓且該轉讓根據香港財務報告準則第9號符合終止確認標準時，終止確認金融資產。

當有關合約所訂明責任已告解除、註銷或屆滿時，金融負債將被終止確認。已終止確認金融負債的賬面值與已付及應付代價之間的差額計入損益賬。

**(j) 現金及等同現金項目**

於綜合財務狀況表內，銀行結餘及現金包括現金 (即手頭現金及活期存款) 及等同現金項目。等同現金項目為短期 (通常原到期日為三個月或更短)、可隨時轉換為已知數額現金且價值變動風險不大的高流動性投資。等同現金項目持作滿足短期現金承擔，而非用於投資或其他目的。

本集團根據第三方合約限制使用的銀行結餘作為部分現金入賬，除非有關限制導致銀行結餘不再符合現金的定義。對銀行結餘的使用產生影響的合約限制於附註22中披露。

就綜合現金流量表而言，現金及等同現金項目包括短期銀行存款、銀行結餘及現金，其用途不受限制。

**NOTES TO THE CONSOLIDATED FINANCIAL STATEMENTS (continued)**  
**綜合財務報表附註(續)**

FOR THE YEAR ENDED 31 DECEMBER 2025 截至2025年12月31日止年度

**4. MATERIAL ACCOUNTING POLICY INFORMATION**  
 (continued)

**(k) Government grants**

Government grants are not recognised until there is reasonable assurance that the Group will comply with the conditions attaching to them and that the grants will be received.

Government grants are recognised in profit or loss on a systematic basis over the periods in which the Group recognises as expenses the related costs for which the grants are intended to compensate. Government grants related to depreciable assets are recognised as deferred income in the consolidated statement of financial position and transferred to profit or loss over the useful lives of the related assets.

Governments grants related to income that are receivable as compensation for expenses or losses already incurred or for the purpose of giving immediate financial support to the Group with no future related costs are recognised in profit or loss in the period in which they become receivable.

**(l) Provisions**

Provisions are recognised for liabilities of uncertain timing or amount when the Group has a legal or constructive obligation arising as a result of a past event, which it is probable will result in an outflow of economic benefits that can be reliably estimated.

**4. 重要會計政策資料(續)**

**(k) 政府補貼**

除非能合理確定本集團將符合補貼所附帶之條件及將獲發有關補貼，否則政府補貼不予確認。

政府補貼於本集團確認有關成本為開支的期間內，有系統地於損益賬內確認，該補貼擬用於補償相關成本。與折舊資產有關的政府補貼於綜合財務狀況表確認為遞延收入，並按相關資產的可使用年期撥入損益。

作為已產生開支或虧損的賠償或為向本集團提供直接財務支援而應收取且並無未來相關成本的與收入有關的政府補貼於其成為應收款項期間於損益賬內確認。

**(l) 撥備**

倘本集團因過往事件而承擔法律或推定責任，而有可能將導致經濟利益外流及能夠可靠估計時，則會為未確定時間或金額之負債確認撥備。

**NOTES TO THE CONSOLIDATED FINANCIAL STATEMENTS (continued)****綜合財務報表附註 (續)**

FOR THE YEAR ENDED 31 DECEMBER 2025 截至2025年12月31日止年度

**4. MATERIAL ACCOUNTING POLICY INFORMATION**  
(continued)**(m) Impairment of non-current assets (other than financial assets)**

At the end of the reporting period, the Group reviews the carrying amounts of the following assets to determine whether there is any indication that those assets have suffered an impairment loss or an impairment loss previously recognised no longer exist or may have decreased:

- investment properties;
- property, plant and equipment;
- right-of-use assets;
- other intangible assets; and
- interest in an associate.

The recoverable amount of property, plant and equipment, right-of-use assets, and intangible assets are estimated individually. When it is not possible to estimate the recoverable amount of an individual asset, the Group estimates the recoverable amount of the cash-generating unit to which the asset belongs. When a reasonable and consistent basis of allocation can be identified, corporate assets are also allocated to individual cash-generating unit, or otherwise they are allocated to the smallest group of cash-generating units for which a reasonable and consistent allocation basis can be identified.

Recoverable amount is the higher of fair value less costs of disposal and value in use. Value in use is based on the estimated future cash flows expected to be derived from the asset, discounted to their present value using a pre-tax discount rate that reflects current market assessments of the time value of money and the risks specific to the asset or cash generating unit for which the estimates of future cash flows have not been adjusted.

If the recoverable amount (i.e. the greater of the fair value less costs of disposal and value in use) of an asset is estimated to be less than its carrying amount, the carrying amount of the asset is reduced to its recoverable amount. An impairment loss is recognised as an expense immediately.

Where an impairment loss subsequently reverses, the carrying amount of the cash-generating unit is increased to the revised estimate of its recoverable amount, to the extent that the increased carrying amount does not exceed the carrying amount that would have been determined had no impairment loss been recognised for the asset in prior years. A reversal of an impairment loss is recognised as income immediately.

**4. 重要會計政策資料 (續)****(m) 非流動資產減值 (金融資產除外)**

於報告期終，本集團會檢討以下資產的賬面值，以判斷是否有任何跡象顯示該等資產出現減值損失，或過往確認的減值損失是否不再存在或已經減少：

- 投資物業；
- 物業、機器及設備；
- 使用權資產；
- 其他無形資產；及
- 於一間聯營公司的權益。

物業、機器及設備、使用權資產及無形資產的可收回金額將個別作出估計。倘無法估計個別資產的可收回金額，則本集團會估計該資產所屬現金產生單位的可收回金額。倘可確定合理貫徹的分配基準，公司資產亦會分配至個別現金產生單位，否則將分配至可確定合理貫徹分配基準的最小現金產生單位組別。

可收回金額為公平價值減出售成本與使用價值中的較高者。使用價值乃基於預計來自資產的預計未來現金流量採用反映當前市場對貨幣時間價值的評估以及預計未來現金流量未作調整的資產或現金產生單位的特定風險的稅前貼現率貼現至其現值。

若估計一項資產的可收回金額 (即公平價值減處置成本與使用價值兩者的較高者) 低於其賬面值時，該資產的賬面值會減至其可收回金額。減值損失即時確認為開支。

倘減值損失其後出現撥回，則該現金產生單位的賬面值可增加至其經修訂的估計可收回金額，惟增加後的賬面值不得超過該資產於過往年度並未確認減值損失時的賬面值。此項減值損失撥回會立即確認為收入。

**NOTES TO THE CONSOLIDATED FINANCIAL STATEMENTS (continued)**  
**綜合財務報表附註(續)**

FOR THE YEAR ENDED 31 DECEMBER 2025 截至2025年12月31日止年度

**4. MATERIAL ACCOUNTING POLICY INFORMATION**  
(continued)

**(n) Revenue recognition**

Revenue from contracts with customers is recognised when control of goods is transferred to the customers at an amount that reflects the consideration to which the Group expects to be entitled in exchange for those goods, excluding those amounts collected on behalf of third parties. Revenue excludes value added tax or other sales taxes and is after deduction of any trade discounts. Specifically, the Group uses a 5-step approach to revenue recognition:

- Step 1: Identify the contract(s) with a customer
- Step 2: Identify the performance obligations in the contract
- Step 3: Determine the transaction price
- Step 4: Allocate the transaction price to the performance obligations in the contract
- Step 5: Recognise revenue when (or as) the entity satisfies a performance obligation.

Depending on the terms of the contract and the laws that apply to the contract, control of the goods may be transferred over time or at a point in time. Control of the goods is transferred over time if the Group's performance:

- provides all of the benefits received and consumed simultaneously by the customer;
- creates or enhances an asset that the customer controls as the Group performs; or
- does not create an asset with an alternative use to the Group and the Group has an enforceable right to payment for performance completed to date.

If control of the goods transfers over time revenue is recognised over the period of the contract by reference to the progress towards complete satisfaction of that performance obligation. Otherwise, revenue is recognised at a point in time when the customer obtains control of the goods.

**4. 重要會計政策資料(續)**

**(n) 收入確認**

客戶合同收入在貨物的控制權轉移予客戶時確認，金額為反映本集團預期就交換該等貨物有權獲得的代價(經扣除代表第三方收取的金額)。收入不包括增值稅或其他銷售稅，並扣除任何貿易折讓。具體而言，本集團使用五步法確認收入：

- 第一步：識別與客戶訂立的合同
- 第二步：識別合同履約責任
- 第三步：釐定交易價格
- 第四步：將交易價格分配至合同履約責任
- 第五步：當或隨著實體履行履約責任確認收入。

根據合約條款及適用於合約的法律，貨物的控制權可隨時間或於某時間點轉移。倘若本集團履約時達成下列條件，則貨物的控制權將隨時間轉移：

- 提供的所有利益，客戶同時取得並消耗；
- 在本集團履約時創建或提升客戶控制之資產；或
- 沒有創建對本集團而言有其他用途之資產，而本集團可強制執行其權利收回就累計至今已完履約部分之款項。

倘貨物之控制權隨時間轉移，收入確認將按整個合約期間已完成履約責任之進度進行。否則，收入於客戶獲得貨物控制權之時間點確認。

**NOTES TO THE CONSOLIDATED FINANCIAL STATEMENTS (continued)****綜合財務報表附註 (續)**

FOR THE YEAR ENDED 31 DECEMBER 2025 截至2025年12月31日止年度

**4. MATERIAL ACCOUNTING POLICY INFORMATION**  
(continued)**(n) Revenue recognition** (continued)**(i) Production and sales of dyed fabrics, yarns and garments**

Customers obtain control of the products when the goods are delivered to and have been accepted. Revenue is thus recognised upon when the customers accept the products. There is generally only one performance obligation. Invoices are usually payable within 30 to 60 days.

Some of the Group's contracts with customers from the sale of products provides customers a right of return (a right to exchange another product). These rights of return do not allow the returned goods to be refund in cash.

**(ii) Other revenue**

Rental income under operating lease is recognised on a straight-line basis over the term of the relevant lease.

**(o) Contract liabilities**

A contract liability represents the Group's obligation to transfer goods to a customer for which the Group has received consideration (or an amount of consideration is due) from the customer.

A contract liability is recognised when the customer pays consideration before the Group recognises the related revenue.

**4. 重要會計政策資料 (續)****(n) 收入確認 (續)****(i) 製造及銷售色布、紗及成衣**

當貨物已交付且獲接收時，客戶獲得產品的控制權。因此於客戶接收產品時確認收入。合約通常僅有一項履約責任。發票通常須於30至60日內支付。

本集團與客戶簽訂的部分產品銷售合約提供客戶退貨權（交換另一產品的權利）。該等退貨權不允許退貨的商品以現金退還。

**(ii) 其他收入**

營運租賃的租金收入乃按有關租賃年期以直線法確認。

**(o) 合約負債**

合約負債指本集團就本集團已經自客戶收取的代價（或到期的代價金額）而向該客戶轉移貨物的責任。

當客戶於本集團確認相關收入前支付代價，則會確認合約負債。

**NOTES TO THE CONSOLIDATED FINANCIAL STATEMENTS (continued)**  
**綜合財務報表附註(續)**

FOR THE YEAR ENDED 31 DECEMBER 2025 截至2025年12月31日止年度

**4. MATERIAL ACCOUNTING POLICY INFORMATION**  
(continued)

**(p) Capitalisation of borrowing costs**

Borrowing costs attributable directly to the acquisition, construction or production of qualifying assets which require a substantial period of time to be ready for their intended use or sale, are capitalised as part of the cost of those assets until such time as the assets are substantially ready for their intended use or sale. All other borrowing costs are recognised in profit or loss in the period in which they are incurred.

**(q) Income taxes**

Income taxes for the year comprise current tax and deferred tax.

Current tax is based on the profit or loss from ordinary activities adjusted for items that are non-assessable or disallowable for income tax purposes and is calculated using tax rates that have been enacted or substantively enacted at the end of reporting period.

Deferred tax is recognised in respect of temporary differences between the carrying amounts of assets and liabilities for financial reporting purposes and the corresponding amounts used for tax purposes. Except for recognised assets and liabilities that affect neither accounting nor taxable profits, deferred tax liabilities are recognised for all taxable temporary differences. Deferred tax assets are recognised to the extent that it is probable that taxable profits will be available against which deductible temporary differences can be utilised.

Deferred tax liabilities are recognised for taxable temporary difference arising on investments in subsidiaries and an associate, except where the Group is able to control the reversal of the temporary difference and it is probable that the temporary difference will not reverse in the foreseeable future. Deferred tax assets arising from deductible temporary differences associated with such investments are only recognised to the extent that it is probable that there will be sufficient taxable profits against which to utilise the benefits of the temporary differences and they are expected to reverse in the foreseeable future.

**4. 重要會計政策資料(續)**

**(p) 借貸成本撥作資本**

收購、建造或生產合資格資產(即需要大量時間達成其擬定用途或供銷售的資產)直接應佔的借貸成本撥作資本,作為該等資產成本的一部分,直至資產大致上已可達成作其擬定用途或供銷售為止。所有其他借貸成本在其產生期間的損益賬內確認。

**(q) 所得稅**

是年度所得稅包括是年度稅項及遞延稅項。

是年度稅項乃根據日常業務之盈利或虧損,就所得稅而言毋須課稅或不可扣稅之項目作出調整,按報告期終已頒佈或實際上已頒佈的稅率計算。

遞延稅項乃就用於財務報告目的之資產及負債的賬面值與用於稅務目的之相應金額之間的暫時差額而確認。除不影響會計或應課稅盈利的已確認資產及負債外,會就所有應課稅暫時差額確認遞延稅項負債。遞延稅項資產於有可能動用應課稅盈利抵銷可抵扣暫時差額的情況下確認。

除本集團能夠控制暫時差額的撥回及暫時差額在可預見的未來不太可能撥回的情況外,將就於附屬公司及聯營公司的投資產生的應課稅暫時差額確認遞延稅項負債。僅在可能有足夠的應課稅盈利用於抵扣暫時差額的利益,且預計該等暫時差額將在可預見的未來撥回的情況下,方會確認與有關投資相關的可扣稅暫時差額產生的遞延稅項資產。

**NOTES TO THE CONSOLIDATED FINANCIAL STATEMENTS (continued)****綜合財務報表附註 (續)**

FOR THE YEAR ENDED 31 DECEMBER 2025 截至2025年12月31日止年度

**4. MATERIAL ACCOUNTING POLICY INFORMATION**  
(continued)**(q) Income taxes** (continued)

The carrying amount of deferred tax assets is reviewed at the end of each reporting period and reduced to the extent that it is no longer probable that sufficient taxable profits will be available to allow or part of the asset to be recovered.

Deferred tax assets and liabilities are offset when there is a legally enforceable right to set off current tax assets against current tax liabilities and when they relate to income taxes levied by the same taxation authority and the Group intends to settle current tax liabilities and assets on a net basis.

For the purposes of measuring deferred tax for leasing transactions in which the Group recognises the right-of-use assets and the related lease liabilities, the Group first determines whether the tax deductions are attributable to the right-of-use assets or the lease liabilities. For leasing transactions in which the tax deductions are attributable to the lease liabilities, the Group applies HKAS 12 requirements to the lease liabilities, and the related assets separately. The Group recognises a deferred tax asset related to lease liabilities to the extent that it is probable that taxable profit will be available against which the deductible temporary difference can be utilised and a deferred tax liability for all taxable temporary differences.

Income taxes are recognised in profit or loss except when they relate to items recognised in other comprehensive income in which case the taxes are also recognised in other comprehensive income or when they relate to items recognised directly in equity in which case the taxes are also recognised directly in equity.

Deferred tax assets and liabilities are measured at the tax rates that are expected to apply in the period in which the liability is settled or the asset is realised, based on tax rate (and tax laws) that have been enacted or substantively enacted by the end of the reporting period.

The measurement of deferred tax liabilities and assets reflects the tax consequences that would follow from the manner in which the Group expects, at the end of the reporting period, to recover or settle the carrying amount of its assets and liabilities.

**4. 重要會計政策資料 (續)****(q) 所得稅 (續)**

遞延稅項資產的賬面值會於各報告期末作出檢討，並在不再可能有足夠應課稅溢利抵銷全部或部分將予收回之資產時作出相應調低。

當有法定可強制執行權利將即期稅項資產與即期稅項負債互相抵銷，且彼等與同一稅務當局徵收的所得稅相關，以及本集團擬按淨額基準結算即期稅項負債及資產，則會將遞延稅項資產與負債互相抵銷。

就本集團確認使用權資產及相關租賃負債之租賃交易計量遞延稅項而言，本集團首先釐定稅項扣減是否歸屬於使用權資產或租賃負債。就稅項扣減歸因於租賃負債之租賃交易而言，本集團將香港會計準則第12號規定分開應用於租賃負債及相關資產。在很可能取得能利用該可抵扣暫時差額抵扣的應課稅溢利的限度內，本集團會確認有關租賃負債的遞延稅項資產，並就所有應課稅暫時差額確認遞延稅項負債。

所得稅乃於損益賬內確認，除非該等稅項與其他全面收益或與於權益內直接確認的項目有關，在此情況下，該等稅項亦分別於其他全面收益或直接於權益中確認。

遞延稅項資產及負債乃按清償負債或變現資產期內預期適用之稅率（基於報告期末已實施或實質實施之稅率（及稅法））計算。

計量遞延稅項負債及資產反映本集團預期於報告期末收回或結算資產及負債賬面值之方式後所帶來的稅務後果。

**NOTES TO THE CONSOLIDATED FINANCIAL STATEMENTS (continued)**  
**綜合財務報表附註(續)**

FOR THE YEAR ENDED 31 DECEMBER 2025 截至2025年12月31日止年度

**4. MATERIAL ACCOUNTING POLICY INFORMATION**  
 (continued)

**(r) Foreign currencies**

Transactions entered into by group entities in currencies other than the currency of the primary economic environment in which they operate (the “functional currency”) are recorded at the rates ruling when the transactions occur. Foreign currency monetary assets and liabilities are translated at the rates ruling at the end of reporting period. Non-monetary items that are measured in terms of historical cost in a foreign currency are not retranslated.

Exchange differences arising on the settlement of monetary items, and on the translation of monetary items, are recognised in profit or loss in the period in which they arise.

On consolidation, income and expense items of foreign operations are translated into the presentation currency of the Group (i.e. Hong Kong dollars) at the average exchange rates for the year. All assets and liabilities of foreign operations are translated at the rate ruling at the end of reporting period. Exchange differences arising, if any, are recognised in other comprehensive income and accumulated in equity as translation reserve (attributed to minority interests as appropriate). Exchange differences recognised in profit or loss of group entities’ separate financial statements on the translation of long-term monetary items forming part of the Group’s net investment in the foreign operation concerned are reclassified to other comprehensive income and accumulated in equity as translation reserve.

**(s) Employee benefits**

**(i) Short-term employee benefits**

Short-term employee benefits are employee benefits (other than termination benefits) that are expected to be settled wholly before twelve months after the end of the annual reporting period in which the employees render the related service. Short term employee benefits are recognised in the year when the employees render the related service.

**(ii) Defined contribution retirement plan**

Contributions to defined contribution retirement plans are recognised as an expense in profit or loss when the services are rendered by the employees.

**(iii) Termination benefits**

Termination benefits are recognised on the earlier of when the Group can no longer withdraw the offer of those benefits and when the Group recognises restructuring costs involving the payment of termination benefits.

**4. 重要會計政策資料 (續)**

**(r) 外幣**

集團實體以其經營所在的主要經濟環境貨幣(「功能貨幣」)以外的貨幣進行的交易乃按交易發生時的適用匯率入賬。外幣貨幣資產及負債則以報告期終的適用匯率換算。按歷史成本以外幣計算的非貨幣項目毋須重新換算。

於結算及換算貨幣項目時產生的匯兌差額乃於其產生的期間於損益賬內確認。

綜合賬目時，海外業務的收入及支出項目乃按該年度的平均匯率換算為本集團的呈列貨幣(即港元)。所有海外業務的資產及負債均以報告期終的適用匯率換算。所產生的匯兌差額(如有)於其他全面收益確認，並於權益累計入賬為匯兌儲備(少數股東權益外匯儲備(如適用))。於換算構成本集團於所涉海外業務的部分投資淨額的長期貨幣項目時，集團實體獨立財務報表的損益賬內確認的匯兌差額則重新分類至其他全面收益，並於權益累計入賬為匯兌儲備。

**(s) 僱員福利**

**(i) 短期僱員福利**

短期僱員福利是指預計在僱員提供相關服務的年度呈報期末後12個月以內將全數結付的僱員福利(離職福利除外)。短期僱員福利於僱員提供相關服務的年度內確認。

**(ii) 定額供款退休計劃**

向定額供款退休計劃作出的供款，於僱員提供服務時在損益賬內確認為開支。

**(iii) 離職福利**

離職福利於本集團在不得撤銷提供該等福利時或本集團確認重組成本(涉及支付離職福利)時(以較早者為準)確認。

**NOTES TO THE CONSOLIDATED FINANCIAL STATEMENTS (continued)****綜合財務報表附註 (續)**

FOR THE YEAR ENDED 31 DECEMBER 2025 截至2025年12月31日止年度

**4. MATERIAL ACCOUNTING POLICY INFORMATION**  
(continued)**(t) Related parties**

(a) A person or a close member of that person's family is related to the Group if that person:

- (i) has control or joint control over the Group;
- (ii) has significant influence over the Group; or
- (iii) is a member of key management personnel of the Group or the Company's parent.

(b) An entity is related to the Group if any of the following conditions apply:

- (i) The entity and the Group are members of the same group (which means that each parent, subsidiary and fellow subsidiary is related to the others).
- (ii) One entity is an associate or joint venture of the other entity (or an associate or joint venture of a member of a group of which the other entity is a member).
- (iii) Both entities are joint ventures of the same third party.
- (iv) One entity is a joint venture of a third entity and the other entity is an associate of the third entity.
- (v) The entity is a post-employment benefit plan for the benefit of the employees of the Group or an entity related to the Group.
- (vi) The entity is controlled or jointly controlled by a person identified in (a).
- (vii) A person identified in (a)(i) has significant influence over the entity or is a member of key management personnel of the entity (or of a parent of the entity).
- (viii) The entity, or any member of a group of which it is a part, provides key management personnel services to the Group or the Group's parent.

Close members of the family of a person are those family members who may be expected to influence, or be influenced by, that person in their dealings with the entity and include:

- (i) that person's children and spouse or domestic partner;
- (ii) children of that person's spouse or domestic partner; and
- (iii) dependent of that person or that person's spouse or domestic partner.

**4. 重要會計政策資料 (續)****(t) 關聯人士**

(a) 倘屬以下人士，則該人士或該人士的近親與本集團有關聯：

- (i) 對本集團有控制權或共同控制權；
- (ii) 對本集團有重大影響力；或
- (iii) 為本集團或本公司母公司主要管理人員的成員。

(b) 倘符合下列任何條件，則該實體與本集團有關聯：

- (i) 該實體及本集團屬同一集團（即各母公司、附屬公司及同系附屬公司為互相關聯）。
- (ii) 一個實體是另一實體的聯營公司或合營公司（或集團成員公司之聯營公司或合營公司，而另一實體為該集團成員公司）。
- (iii) 兩個實體皆為相同第三方的合營公司。
- (iv) 一個實體為第三實體之合營公司及另一實體為該第三實體的聯營公司。
- (v) 該實體為本集團或與本集團有關聯的實體的僱員福利而設的離職後福利計劃。
- (vi) 該實體受(a)內所識別的人士控制或共同控制。
- (vii) 於(a)(i)內所識別對實體有重大影響的人士或是實體（或實體之母公司）主要管理人員的成員。
- (viii) 該實體或其所屬集團的任何成員公司向本集團或本集團的母公司提供主要管理人員服務。

該名人士的近親為可能被預期於與實體進行交易時影響該名人士或受該名人士影響的該等家族成員並包括：

- (i) 該名人士子女及配偶或家庭夥伴；
- (ii) 該名人士的配偶或家庭夥伴的子女；及
- (iii) 該名人士或該名人士的配偶或家庭夥伴的家屬。

**NOTES TO THE CONSOLIDATED FINANCIAL STATEMENTS (continued)**  
**綜合財務報表附註(續)**

FOR THE YEAR ENDED 31 DECEMBER 2025 截至2025年12月31日止年度

**5. KEY SOURCES OF ESTIMATION UNCERTAINTY**

The key sources of estimation uncertainty at the end of the reporting period, that have a significant risk of causing a material adjustment to the carrying amounts of assets and liabilities within the next financial year, are as follows:

**Estimated impairment of property, plant and equipment right-of-use assets**

The Group assesses whether there are any indicators of impairment for property, plant and equipment and right-of-use assets at the end of each reporting period. Property, plant and equipment and right-of-use assets are tested for impairment when there are indicators that the carrying amounts may not be recoverable. Impairment exists when the carrying value of an asset or a CGU exceeds its recoverable amount, which is the higher of its fair value less costs of disposal and its value in use. When value in use calculations are undertaken, management estimate the expected future cash flows from the asset or CGU and choose a suitable discount rate in order to calculate the present value of those cash flows. The fair value less costs of disposal were assessed with reference to the market prices of similar assets after considering the conditions of these assets.

As at 31 December 2025, the carrying amounts of property, plant and equipment and right-of-use assets are approximately HK\$1,046,537,000 and HK\$237,286,000 respectively (2024: HK\$1,175,999,000 and HK\$191,575,000 respectively), in which the carrying amounts of property, plant and equipment and right-of-use assets for its production and sales of dyed fabrics and yarns located in the PRC and Hong Kong are approximately HK\$752,797,000 and HK\$199,004,000 respectively (2024: HK\$890,691,000 and HK\$154,716,000). No impairment loss in respect of property, plant and equipment and right-of-use assets for the CGU of its production and sales of dyed fabrics located in the PRC and Hong Kong have been recognised (2024: nil) in profit or loss except for the impairment loss of HK\$69,857,000 (2024: HK\$15,430,000) for the idle equipment and plant and machineries.

**Estimated useful lives and residual values of items of property, plant and equipment**

In determining the useful lives and residual values of items of property, plant and equipment, the Group has to consider various factors, such as technical or commercial obsolescence arising from changes or improvements in production, or from a change in the market demand for the product or service output of the asset expected usage of the asset, expected physical wear and tear, the care and maintenance of the asset, and legal or similar limits on the use of the asset. The estimation of the useful life of the asset is based on the experience of the Group with similar assets that are used in a similar way. Additional depreciation is made if the estimated useful lives and/or the residual values of items of property, plant and equipment are different from previous estimation. Useful lives and residual values are reviewed at each financial year end date based on changes in circumstances.

As at 31 December 2025, there is no revision of the estimated useful lives and residual values of the items of property, plant and equipment with carrying amount of approximately HK\$1,046,537,000 (2024: HK\$1,175,999,000).

**5. 估計不確定性的主要來源**

於報告期終有極大風險會導致下個財政年度的資產及負債的賬面值出現重大調整之不確定性估計的主要來源如下：

**物業、機器及設備以及使用權資產的估計減值**

本集團於各報告期終評估物業、機器及設備以及使用權資產是否存在任何減值跡象。倘有跡象表明可能無法收回賬面值，則對物業、機器及設備以及使用權資產進行減值測試。倘一項資產或現金產生單位的賬面值超出其可收回金額（即公平價值減處置成本與使用價值兩者的較高者），則存在減值。於進行使用價值計算時，管理層估計有關資產或現金產生單位的未來現金流量，並選擇適當貼現率以便計算該等現金流量的現值。公平價值減處置成本乃於考慮該等資產的狀況後參考類似資產的市價進行評估。

於2025年12月31日，物業、機器及設備以及使用權資產的賬面值分別約為1,046,537,000港元及237,286,000港元（2024年：分別為1,175,999,000港元及191,575,000港元），其中位於中國及香港用於製造及銷售色布及紗的物業、機器及設備以及使用權資產的賬面值分別約為752,797,000港元及199,004,000港元（2024年：890,691,000港元及154,716,000元）。除了閒置設備、廠房及機器的減值損失69,857,000港元（2024年：15,430,000港元）外，概無於損益確認位於中國及香港用於製造及銷售色布的現金產生單位的物業、機器及設備及使用權資產的減值損失（2024年：零）。

**物業、機器及設備項目的估計可使用年期及剩餘價值**

在釐定物業、機器及設備項目的可使用年期及剩餘價值時，本集團須考慮多項因素，例如因生產變動或改進或市場對有關資產的產品或服務輸出的需求有所改變而產生的技術性或商業性過時、資產預期用途、預期自然損耗、資產維修及保養以及使用資產所受到的法律或類似限制。估計資產的可使用年期時，本集團根據經驗考慮類似用途的類似資產。倘若物業、機器及設備項目的估計可使用年期及／或剩餘價值與先前估計不同，則增加折舊。可使用年期及剩餘價值於每個財政年度結算日按情況變化檢討。

於2025年12月31日，並無對賬面值約1,046,537,000港元（2024年：1,175,999,000港元）之物業、機器及設備項目的估計可使用年期及剩餘價值進行修訂。

**NOTES TO THE CONSOLIDATED FINANCIAL STATEMENTS (continued)****綜合財務報表附註 (續)**

FOR THE YEAR ENDED 31 DECEMBER 2025 截至2025年12月31日止年度

**5. KEY SOURCES OF ESTIMATION UNCERTAINTY (continued)****Estimated impairment of trade receivables**

The Group recognises lifetime ECLs for trade receivables, using a provision matrix based on the Group's historical credit loss experience, adjusted for factors that are specific to the debtors, general economic conditions and an assessment of both the current as well as the forecast direction of conditions at the reporting date except for individual assessment on credit-impaired trade receivables. The amount of the impairment loss based on ECL model is measured as the difference between all contractual cash flows that are due to the Group in accordance with the contract and all the cash flows that the Group expects to receive, discounted at the effective interest rate determined at initial recognition. Where the future cash flows are less than expected, or being revised downward due to changes in facts and circumstances, a material impairment loss may arise.

The economic downturn and uncertainties that have arisen as a result of resurgence of the pandemic and soaring global inflation have made these estimates more judgemental, which the Group has taken into account in its determination of applicable ECLs attributable to trade receivables arising from sales to customers on credit term, including the incorporation of forward-looking information to supplement historical credit loss rate. Further information on the impairment assessment on trade receivables is provided in note 37(b).

As at 31 December 2025, the carrying amount of trade receivables is approximately HK\$610,642,000 (2024: HK\$704,146,000), net of allowance for ECL of approximately HK\$33,333,000 (2024: HK\$40,191,000). During the year, a reversal of impairment loss of approximately HK\$7,066,000 (2024: an impairment loss of HK\$6,115,000) was recognised in profit or loss.

**Estimated impairment of bills receivables and deposits and other receivables**

The Group use ECL model to assess the impairment of bills receivables and deposits and other receivables. The application of ECL model requires significant judgements and estimates, and requires consideration for all reasonable and proofed information, including forward-looking information. When making these judgements and estimates, the Group infers expected changes in debtor's credit risk based on historical repayment data combined with economic policies, macroeconomic indicators, industrial risks and other factors. Different estimates may affect the accrual of provision for impairment. The accrued provision for impairment may not be equal to the actual amount of impairment losses in the future.

As at 31 December 2025, the carrying amount of bills receivables and deposits and other receivables is approximately HK\$90,838,000 (2024: HK\$97,923,000) and HK\$19,672,000 (2024: HK\$118,104,000) respectively, net of allowance for ECL of nil (2024: nil). During the year, no impairment loss was recognised in profit or loss (2024: nil).

**5. 估計不確定性的主要來源 (續)****營業應收款項的估計減值**

本集團根據本集團過往信貸虧損經驗使用撥備矩陣確認營業應收款項的年限內預期信貸虧損，並根據於報告日期債務人的特定因素、整體經濟環境及對現有及預計的環境方向的評估進行調整，惟已信貸減值營業應收款項的個別評估除外。根據預期信貸虧損模式作出的減值損失金額按根據合約應付本集團的所有合約現金流量與本集團預期將收到的所有現金流量之間的差額計量，並按初始確認時的實際利率貼現。倘未來現金流量少於預期或因事實及環境變化而向下修訂，則可能產生重大減值損失。

因疫情反覆及全球通脹飆升導致的經濟下滑及產生的不確定性令有關估計較具判斷性，本集團在釐定按信貸條款向客戶銷售產生之營業應收款項應佔之適用預期信貸虧損時已計及此項因素，包括計入前瞻性資料以補充過往信貸虧損率。有關營業應收款項減值評估的更多資料載於附註37(b)。

於2025年12月31日，營業應收款項之賬面值約為610,642,000港元（2024年：704,146,000港元），扣除預期信貸虧損撥備約33,333,000港元（2024年：40,191,000港元）。年內，減值損失撥回約7,066,000港元（2024年：減值損失6,115,000港元）於損益內確認。

**應收票據及按金及其他應收款項預期減值**

本集團採用預期信貸虧損模式對應收票據及按金及其他應收款項進行減值評估，應用預期信貸虧損模式需要做出重大判斷和估計，需考慮所有合理且有依據的信息，包括前瞻性信息。於作出該等判斷及估計時，本集團根據歷史還款數據結合經濟政策、宏觀經濟指標、行業風險等因素推斷債務人信用風險的預期變動。不同的估計可能會影響減值撥備的計提，已計提的減值撥備可能並不等於未來實際的減值損失金額。

於2025年12月31日，應收票據及按金及其他應收款項賬面值分別約為90,838,000港元（2024年：97,923,000港元）及19,672,000港元（2024年：118,104,000港元），扣除預期信貸虧損撥備零（2024年：零）。本年度，於損益中概無確認減值損失（2024年：無）。

**NOTES TO THE CONSOLIDATED FINANCIAL STATEMENTS (continued)**  
**綜合財務報表附註(續)**

FOR THE YEAR ENDED 31 DECEMBER 2025 截至2025年12月31日止年度

**5. KEY SOURCES OF ESTIMATION UNCERTAINTY**  
(continued)

**Estimated impairment of inventories**

Inventories are valued at the lower of cost and net realisable value. The Group regularly reviews its inventory levels in order to identify slow-moving and obsolete inventories. The Group makes allowance for slow-moving and obsolete items through management's estimation of the net realisable value for such obsolete and slow-moving items based primarily on the latest invoice prices and current market conditions, including the consideration of potential impacts on the subsequent sales orders and demand of its products resulting from the soaring global inflation and uncertainties in the global economy. When the Group identifies items of inventories which have an estimated net realisable value that is lower than its carrying amount, the Group estimates the amount of write-down of inventories as allowance for inventories. If the estimated net realisable value of inventories of the Group becomes lower than its carrying amount subsequently, an additional allowance may be required.

As at 31 December 2025, the carrying amount of inventories is approximately HK\$701,366,000 (2024: HK\$784,735,000), net of accumulated provision of approximately HK\$156,534,000 (2024: HK\$141,827,000).

**Income taxes**

Deferred tax assets are recognised to the extent that it is probable that taxable profits will be available against which deductible temporary differences and tax losses can be utilised. In cases where the actual future profits generated are less than expected, a material reversal of deferred tax assets may arise, which would be recognised in profit or loss the period in which such a reversal takes place.

As at 31 December 2025, a deferred tax assets of approximately HK\$53,903,000 (2024: HK\$38,227,000) in relation to the deductible temporary differences and tax losses were recognised in the Group's consolidated statement of financial position.

**5. 估計不確定性的主要來源(續)**

**估計存貨減值**

存貨乃按成本及可變現淨值的較低者估值。本集團定期檢討其存貨水平，以辨別滯銷及陳舊存貨。本集團通過管理層主要基於最新發票價格及當前市況(包括考慮對其後銷售訂單的潛在影響以及由於全球通脹飆升及全球經濟的不穩定性導致對產品的需求)對有關陳舊及滯銷項目的可變現淨值估計，就滯銷及陳舊項目作出撥備。倘本集團發現存貨項目的估計可變現淨值低於其賬面值，則本集團估計存貨撇減的金額為存貨撥備。倘本集團的存貨估計可變現淨值之後低於其賬面值，則或須作出額外撥備。

於2025年12月31日，存貨之賬面值約為701,366,000港元(2024年：784,735,000港元)，扣除累計撥備約156,534,000港元(2024年：141,827,000港元)。

**所得稅**

遞延稅項資產在可能將應課稅溢利抵扣可扣減暫時差額及稅項虧損的情況下確認。倘若未來產生的實際利潤低於預期，則可能會發生遞延稅項資產重大撥回，並在有關撥回發生的期間在損益中確認。

於2025年12月31日，與可扣減暫時差額及稅項虧損有關的遞延稅項資產約53,903,000港元(2024年：38,227,000港元)已於本集團綜合財務狀況表內確認。



**NOTES TO THE CONSOLIDATED FINANCIAL STATEMENTS (continued)**  
**綜合財務報表附註(續)**

FOR THE YEAR ENDED 31 DECEMBER 2025 截至2025年12月31日止年度

**6. REVENUE AND SEGMENT INFORMATION (continued)**

The following is an analysis of the Group's revenue and profit from the production and sales of dyed fabrics, yarns and garments and results by reportable segments for the year. (continued)

2024	2024年	Hong Kong 香港 HK\$'000 千港元	The PRC 中國 HK\$'000 千港元	Taiwan 台灣 HK\$'000 千港元	Korea 韓國 HK\$'000 千港元	Sri Lanka 斯里蘭卡 HK\$'000 千港元	America 美洲 HK\$'000 千港元	Europe 歐洲 HK\$'000 千港元	Others 其他地區 HK\$'000 千港元	Segment total 分類總值 HK\$'000 千港元	Eliminations 對銷 HK\$'000 千港元	Consolidated 綜合 HK\$'000 千港元
Revenue	營業額											
External sales	對外銷售	676,679	1,626,542	154,331	215,136	885,001	127,391	36,470	705,008	4,426,558	-	4,426,558
Inter-segment sales (note)	分類間銷售(附註)	1,801,403	657,309	-	-	221,676	-	-	18,360	2,698,748	(2,698,748)	-
Total segment revenue	分類營業額總值	2,478,082	2,283,851	154,331	215,136	1,106,677	127,391	36,470	723,368	7,125,306	(2,698,748)	4,426,558
Results	業績											
Segment profit	分類盈利	56,355	126,377	12,928	18,011	70,975	1,194	3,014	58,615			347,469
Interest income	利息收入											27,931
Unallocated income	未分配收入											11,762
Depreciation, amortisation and impairment loss	折舊、攤銷及減值損失											(175,244)
Other unallocated expenses	其他未分配支出											(122,831)
Finance costs	融資成本											(13,126)
Share profit of an associate	應佔一間聯營公司之盈利											1,099
Profit before income tax expense	除所得稅支出前盈利											77,060

Note: Inter-segment sales are charged at price by reference to the prevailing market rates.

The accounting policies of the reportable segments are the same as the Group's accounting policies described to note 4. Segment profit (loss) represents the profit earned by/(loss) from each segment without allocation of central administration costs and other expenses (including non-production related employee benefits expenses, directors' emoluments, bank charges, etc.), depreciation and amortisation of investment properties, property, plant and equipment and other intangible assets, interest income, impairment loss and gain/loss on disposal/written-off of property, plant and equipment and investment properties, finance costs, share of profit of an associate, etc. This is the measure reported to the chief operating decision makers for the purposes of resource allocation and performance assessment. No analysis on segment assets and liabilities is disclosed as it is not presented to the chief operating decision makers.

**6. 營業額及分類資料(續)**

以下為本集團於是年度源自製造及銷售色布、紗及成衣按可申報分類劃分之營業額及盈利以及業績所作之分析。(續)

附註：分類間銷售之價格乃參照當時之市場價格而釐定。

可申報分類之會計政策與附註4所述之本集團會計政策相同。分類盈利(虧損)指各分類所賺取的盈利/所產生的(虧損)，當中並無計入中央行政成本及其他費用(包括與非生產有關之僱員福利開支、董事酬金、銀行費用等)、投資物業、物業、機器及設備及其他無形資產之折舊及攤銷、利息收入、物業、機器及設備及投資物業之減值損失及出售/撇銷收益/虧損、融資成本、應佔一間聯營公司之盈利等。此乃為資源分配及績效評估而向主要營運決策者匯報之基準。對分類資產及負債並沒有作出分析披露，因該資料沒有向主要營運決策者呈列。

**NOTES TO THE CONSOLIDATED FINANCIAL STATEMENTS (continued)****綜合財務報表附註 (續)**

FOR THE YEAR ENDED 31 DECEMBER 2025 截至2025年12月31日止年度

**6. REVENUE AND SEGMENT INFORMATION (continued)****Other segment information**

Amounts included in the measure of segment profit (loss):

		Hong Kong 香港 HK\$'000 千港元	The PRC 中國 HK\$'000 千港元	Taiwan 台灣 HK\$'000 千港元	Korea 韓國 HK\$'000 千港元	Sri Lanka 斯里蘭卡 HK\$'000 千港元	America 美洲 HK\$'000 千港元	Europe 歐洲 HK\$'000 千港元	Others 其他地區 HK\$'000 千港元	Consolidated 綜合 HK\$'000 千港元
<b>2025</b>	<b>2025年</b>									
Impairment loss (reversed)/recognised on trade and bills receivables, net	營業及票據應收款項之減值損失 (回撥) / 確認淨值	945	(14,566)	9	(58)	4,080	162	-	2,362	(7,066)
Depreciation of right-of-use assets	使用權資產之折舊	307	29,254	-	-	411	-	-	6,270	36,242
<b>2024</b>	<b>2024年</b>									
Impairment loss (reversed)/recognised on trade and bills receivables, net	營業及票據應收款項之減值損失 (回撥) / 確認淨值	(510)	374	14	(77)	5,949	(310)	43	632	6,115
Depreciation of right-of-use assets	使用權資產之折舊	505	25,268	-	-	736	-	-	2,358	28,867

**Geographical information**

The following is an analysis of geographical location of the Group's non-current assets (note) at the end of the reporting period:

		At 31 December 於12月31日 2025 HK\$'000 千港元	At 31 December 於12月31日 2024 HK\$'000 千港元
The PRC	中國	1,200,161	1,310,513
Hong Kong	香港	8,653	9,817
Sri Lanka	斯里蘭卡	183,623	159,121
Others	其他地區	49	644
		<b>1,392,486</b>	<b>1,480,095</b>

Note: Non-current assets excluded deferred tax assets.

**6. 營業額及分類資料 (續)****其他分類資料**

已包括計量分類盈利 (虧損) 之金額：

		Hong Kong 香港 HK\$'000 千港元	The PRC 中國 HK\$'000 千港元	Taiwan 台灣 HK\$'000 千港元	Korea 韓國 HK\$'000 千港元	Sri Lanka 斯里蘭卡 HK\$'000 千港元	America 美洲 HK\$'000 千港元	Europe 歐洲 HK\$'000 千港元	Others 其他地區 HK\$'000 千港元	Consolidated 綜合 HK\$'000 千港元
<b>2025</b>	<b>2025年</b>									
Impairment loss (reversed)/recognised on trade and bills receivables, net	營業及票據應收款項之減值損失 (回撥) / 確認淨值	945	(14,566)	9	(58)	4,080	162	-	2,362	(7,066)
Depreciation of right-of-use assets	使用權資產之折舊	307	29,254	-	-	411	-	-	6,270	36,242
<b>2024</b>	<b>2024年</b>									
Impairment loss (reversed)/recognised on trade and bills receivables, net	營業及票據應收款項之減值損失 (回撥) / 確認淨值	(510)	374	14	(77)	5,949	(310)	43	632	6,115
Depreciation of right-of-use assets	使用權資產之折舊	505	25,268	-	-	736	-	-	2,358	28,867

**地域資料**

於報告期終，本集團之非流動資產 (附註) 按地域位置之分析如下：

		At 31 December 於12月31日 2025 HK\$'000 千港元	At 31 December 於12月31日 2024 HK\$'000 千港元
The PRC	中國	1,200,161	1,310,513
Hong Kong	香港	8,653	9,817
Sri Lanka	斯里蘭卡	183,623	159,121
Others	其他地區	49	644
		<b>1,392,486</b>	<b>1,480,095</b>

附註：非流動資產不包括遞延稅項資產。

**NOTES TO THE CONSOLIDATED FINANCIAL STATEMENTS (continued)**  
**綜合財務報表附註(續)**

FOR THE YEAR ENDED 31 DECEMBER 2025 截至2025年12月31日止年度

**6. REVENUE AND SEGMENT INFORMATION (continued)**

**Disaggregation of revenue**

Disaggregation of revenue from contracts with customers by products and timing of revenue recognition are as follows:

		2025 HK\$'000 千港元	2024 HK\$'000 千港元
<b>Revenue from contracts with customers within the scope of HKFRS 15:</b>	<b>香港財務報告準則第15號範圍內的客戶合同收入：</b>		
Production and sales of dyed fabrics and yarns	製造及銷售色布及紗	3,590,033	3,793,728
Production and sales of garments	製造及銷售成衣	546,683	632,830
		<b>4,136,716</b>	4,426,558
<b>Timing of revenue recognition:</b>	<b>確認收入的時間：</b>		
At a point in time	在某時間點	<b>4,136,716</b>	4,426,558

**6. 營業額及分類資料(續)**

**營業額分列**

按產品及按確認收入時間劃分的客戶合同收入分列如下：

The following table provides information about trade and bills receivables and contract liabilities from contracts with customers.

下表提供有關營業及票據應收款項以及來自客戶合同的合約負債資料。

		At 31 December 於12月31日 2025 HK\$'000 千港元	At 31 December 於12月31日 2024 HK\$'000 千港元
Trade and bills receivables (note 20)	營業及票據應收款項(附註20)	701,480	802,069
Contract liabilities (note 26)	合約負債(附註26)	21,838	17,150

**Information about major customers**

No revenue from individual customer contributed over 10% of the total revenue of the Group for the years ended 31 December 2025 and 31 December 2024.

**有關主要客戶之資料**

截至2025年12月31日及2024年12月31日止年度，來自個別客戶之收入佔本集團營業額總值均無超過10%。

**Transaction price allocated to the remaining performance obligations for contracts with the customers**

Sales of goods were made in a short period of time and the performance obligation was mostly satisfied in one year or less at the end of each year, thus the Group applied the expedient of not to disclose the transaction price allocated to unsatisfied performance obligation.

**分配至客戶合同剩餘履約責任的交易價格**

商品銷售短時間內完成，履約責任大致在一年或以內(於各年年底)被履行，因此，本集團採用不披露分配至未被履行履約責任的交易價格的權宜方法。

**NOTES TO THE CONSOLIDATED FINANCIAL STATEMENTS (continued)****綜合財務報表附註 (續)**

FOR THE YEAR ENDED 31 DECEMBER 2025 截至2025年12月31日止年度

**7. FINANCE COSTS****7. 融資成本**

		2025 HK\$'000 千港元	2024 HK\$'000 千港元
Finance costs on:	融資成本：		
Bank borrowings	銀行借貸	2,550	6,991
Lease liabilities	租賃負債	6,836	6,135
		<b>9,386</b>	13,126

**8. INCOME TAX EXPENSE****8. 所得稅支出**

		2025 HK\$'000 千港元	2024 HK\$'000 千港元
Current tax:	是年度稅項：		
Hong Kong	香港	629	1,758
The PRC	中國	19,030	18,719
Other jurisdictions	其他司法地區	20,150	19,412
		<b>39,809</b>	39,889
(Over)/Under provision in prior years:	過往年度 (超額撥備) / 撥備不足：		
Hong Kong	香港	(2)	183
The PRC	中國	(1,918)	(1,016)
Other jurisdictions	其他司法地區	(342)	1,795
		<b>(2,262)</b>	962
		<b>37,547</b>	40,851
Deferred tax:	遞延稅項：		
Hong Kong	香港	2,482	(2,506)
The PRC	中國	(16,751)	5,691
Other jurisdictions	其他司法地區	(4,597)	(1,553)
		<b>(18,866)</b>	1,632
		<b>18,681</b>	42,483

**NOTES TO THE CONSOLIDATED FINANCIAL STATEMENTS (continued)**  
**綜合財務報表附註(續)**

FOR THE YEAR ENDED 31 DECEMBER 2025 截至2025年12月31日止年度

**8. INCOME TAX EXPENSE (continued)**

Under the Hong Kong two-tiered profits tax rates regime, the first HK\$2,000,000 of assessable profits of one subsidiary of the Company, which is a qualifying corporation, is taxed at 8.25% and the remaining assessable profits is taxed at 16.5%. The profits of other group entities not entitled to the two-tiered profits tax rates regime will continue to be taxed at 16.5%.

Under the law of the PRC on Enterprise Income Tax (the “EIT Law”) and Implementation Regulation of the EIT Law, the tax rate of the PRC subsidiaries is 25% for both years.

Pursuant to the relevant laws and regulations in Sri Lanka, the tax rate of Sri Lanka subsidiary is 30% for both years.

Taxation arising in other jurisdictions is calculated at the rates prevailing in the respective jurisdictions.

Details of the deferred tax are set out in note 18.

Income tax expense for the year can be reconciled to the profit before income tax expense per the consolidated statement of profit or loss and other comprehensive income as follows:

**8. 所得稅支出(續)**

根據香港利得稅兩級制，本公司一間為合資格企業的附屬公司的首2,000,000港元應課稅盈利稅率為8.25%，而餘下的應課稅盈利稅率則為16.5%。不符合利得稅兩級制的其他集團實體之盈利將繼續按稅率16.5%課稅。

根據中國企業所得稅法(「企業所得稅法」)及企業所得稅法實施條例，中國附屬公司於兩個年度之稅率均為25%。

根據斯里蘭卡有關之法律及法規，斯里蘭卡附屬公司於兩個年度之稅率均為30%。

其他司法地區之稅項是以有關各自司法地區當時之稅率計算。

有關遞延稅項之詳情載於附註18。

是年度於綜合損益及其他全面收益表的所得稅支出與除所得稅支出前盈利的對賬如下：

		2025 HK\$'000 千港元	2024 HK\$'000 千港元
Profit before income tax expense	除所得稅支出前盈利	102,890	77,060
Tax at domestic rates applicable to profits or losses in the jurisdiction concerned	按有關司法地區適用於損益之當地稅率計算的稅項	25,434	21,708
Tax effect of expenses not deductible for tax purpose	費用不獲扣稅的稅務影響	15,677	18,255
Tax effect of income not taxable for tax purpose	收入毋須課稅的稅務影響	(10,247)	(6,419)
(Over)/under provision in prior years	過往年度(超額撥備)/撥備不足	(2,262)	962
Tax effect of tax losses not recognised	稅項虧損未被確認的稅務影響	1,048	24,535
Utilisation of tax losses previously not recognised	運用過往未被確認的稅項虧損	(6,636)	(14,595)
Utilisation of other deferred tax previously not recognised	運用過往未被確認的其他遞延稅項	(4,916)	(1,463)
Deferred tax provided/(reversed) on withholding tax on overseas subsidiaries	就海外附屬公司預扣稅作出的遞延稅項撥備/(撥回)	1,048	(428)
Income tax on concessionary rate	按優惠稅率計算的所得稅	(465)	(72)
Income tax expense	所得稅支出	18,681	42,483

**NOTES TO THE CONSOLIDATED FINANCIAL STATEMENTS (continued)****綜合財務報表附註 (續)**

FOR THE YEAR ENDED 31 DECEMBER 2025 截至2025年12月31日止年度

**9. OTHER REVENUE, OTHER GAINS AND LOSSES AND PROFIT FOR THE YEAR**

(a) An analysis of the Group's other revenue is as follows:

		2025 HK\$'000 千港元	2024 HK\$'000 千港元
Amortisation of deferred income (note i)	遞延收入之攤銷 (附註i)	5,508	5,325
Compensation income	補償收入	14,520	13,308
Government grants (note iii)	政府補貼 (附註iii)	3,465	1,960
Interest income	利息收入	28,443	27,931
Net rental income from investment properties (note 40)	投資物業之租金收入淨值 (附註40)	11,638	11,042
Others	其他	16,413	14,001
		<b>79,987</b>	<b>73,567</b>

(b) An analysis of the Group's other gains and losses is as follows:

		2025 HK\$'000 千港元	2024 HK\$'000 千港元
Net exchange gains/(losses)	匯兌收益 / (虧損) 淨值	8,366	(1,678)
(Loss)/gains on disposal of property, plant and equipment	出售物業、機器及設備之 (虧損) / 收益	(1,740)	2,577
Impairment of property, plant and equipment (note 14)	物業、機器及設備之減值 (附註14)	(69,857)	(15,430)
Impairment loss reversed/(recognised) on trade and bills receivables, net	營業及票據應收款項之減值損失撥回 / (確認) 淨值	7,066	(6,115)
Gain on lease modification	租約修改之收益	-	10,431
Others	其他	1	(3,498)
		<b>(56,164)</b>	<b>(13,713)</b>

**9. 其他收入、其他收益及虧損以及是年度盈利**

(a) 本集團其他收入之分析如下：

(b) 本集團其他收益及虧損之分析如下：

**NOTES TO THE CONSOLIDATED FINANCIAL STATEMENTS (continued)**  
**綜合財務報表附註(續)**

FOR THE YEAR ENDED 31 DECEMBER 2025 截至2025年12月31日止年度

**9. OTHER REVENUE, OTHER GAINS AND LOSSES AND PROFIT FOR THE YEAR (continued)**

(c) An analysis of the Group's profit for the year is as follows:

**9. 其他收入、其他收益及虧損以及是年度盈利(續)**

(c) 本集團是年度盈利之分析如下：

		2025 HK\$'000 千港元	2024 HK\$'000 千港元
Profit for the year has been arrived at after charging:	是年度盈利已扣減：		
Amortisation of other intangible assets (note 16) <sup>1</sup>	其他無形資產之攤銷(附註16) <sup>1</sup>	3,073	763
Auditors' remuneration	核數師之薪酬	2,663	2,641
Cost of sales (note ii)	銷售成本(附註ii)	3,577,318	3,897,147
Depreciation of investment properties (note 13)	投資物業之折舊(附註13)	4,994	5,148
Depreciation of property, plant and equipment (note 14)	物業、機器及設備之折舊(附註14)	148,487	153,903
Depreciation of right-of-use assets (note 15)	使用權資產之折舊(附註15)	36,242	28,867
Employee costs (including directors' emoluments set out in note 10)	僱員成本(包括附註10所載的董事酬金)	681,086	681,457
Research and development costs	研發成本	28,664	41,761

<sup>1</sup> Included in administrative expenses

<sup>1</sup>包括在行政費用內

Notes:

附註：

- (i) Amortisation of deferred income mainly represent i) grants received from the PRC local government authority as subsidies to the Group for acquiring property, plant and equipment for business development and energy saving scheme implemented by the PRC local government in 2008 and 2022, and ii) rental income received in advance for the leasing of three investment properties.
- (ii) Cost of sales includes HK\$1,128,739,000 (2024: HK\$1,215,140,000) of staff costs, depreciation of property, plant and equipment, depreciation of right-of-use assets, subcontracting fee and other manufacturing overheads. Staff cost, depreciation of property, plant and equipment and depreciation of right-of-use assets are also included in the respective total amounts disclosed above for each of these types of expenses.
- (iii) For the year ended 31 December 2025, government grants mainly included grants of HK\$3,404,000 (2024: HK\$1,896,000) received from the PRC local government authority as subsidies to the Group for incentive of foreign trade and steady growth of business and there were no restrictions with the use of such government grants.

- (i) 遞延收入之攤銷主要指i)收取來自中國當地政府機構授予本集團用作購入物業、機器及設備之補貼，該等補貼乃用於業務發展及中國當地政府於2008年及2022年執行的節能計劃及ii)租賃三個投資物業而預收的租金收入。
- (ii) 銷售成本包括1,128,739,000港元(2024年：1,215,140,000港元)之員工成本、物業、機器及設備折舊、使用權資產折舊、加工費用及其他製造費用。員工成本、物業、機器及設備折舊以及使用權資產折舊亦已包括在上文所披露各類開支之相關總額內。
- (iii) 截至2025年12月31日止年度，政府補貼主要包括收取來自中國當地政府機構授出作為本集團鼓勵外貿及業務穩定增長之補貼3,404,000港元(2024年：1,896,000港元)，而該等政府補貼的使用並無限制。

## NOTES TO THE CONSOLIDATED FINANCIAL STATEMENTS (continued)

## 綜合財務報表附註(續)

FOR THE YEAR ENDED 31 DECEMBER 2025 截至2025年12月31日止年度

## 10. INFORMATION REGARDING DIRECTORS' AND EMPLOYEES' EMOLUMENTS

## (a) Directors' emoluments

Directors' emoluments disclosed pursuant to Section 383 of the Hong Kong Companies Ordinance (Cap. 622) and the Companies (Disclosure of Information about Benefits of Directors) Regulation (Cap. 622G) (the Regulation) are as follows:

2025	2025年	Executive directors 執行董事					Non-executive directors 非執行董事			Independent non-executive directors 獨立非執行董事					Total 總值	
		YAU Hang					YEN Gordon	TAO Yongming	ZHOU Jing	NG Kwok		William LAM		WONG Chi		
		LIU Xianfu	XI Qiang	YIN Jian	Tat, Andrew	ZHANG Zheng				Tung	YING Wei	LIN Lin	Kwong			
		劉賢福	鄭強	尹堅	邱恒達	張正	李剛	嚴震銘	陶永銘	周靜	伍國棟	應偉	林偉成	林琳	王幹芝	千港元
		HK\$'000	HK\$'000	HK\$'000	HK\$'000	HK\$'000	HK\$'000	HK\$'000	HK\$'000	HK\$'000	HK\$'000	HK\$'000	HK\$'000	HK\$'000	HK\$'000	千港元
		(note i)	(note ii)	(note viii)			(note iii)	(note iv)	(note v)	(note v)		(note vi)	(note vii)		(note vi)	千港元
		(附註i)	(附註ii)	(附註viii)			(附註iii)	(附註iv)	(附註v)	(附註v)		(附註vi)	(附註vii)		(附註vi)	千港元
Fees	袍金	-	-	-	-	-	-	200	-	-	250	200	100	-	200	950
Other emoluments	其他酬金															
Salaries and other benefits <sup>#</sup>	薪金及其他福利 <sup>#</sup>	3,385	-	-	2,567	-	1,979	-	-	-	-	-	-	-	-	7,931
Discretionary bonuses <sup>*</sup>	酌情獎金 <sup>*</sup>	-	-	-	-	-	-	-	-	-	-	-	-	-	-	-
Retirement benefits scheme contribution	退休福利計劃供款	15	-	-	165	-	18	-	-	-	-	-	-	-	-	198
		3,400	-	-	2,732	-	1,997	200	-	-	250	200	100	-	200	9,079

2024	2024年	Executive directors 執行董事					Non-executive directors 非執行董事		Independent non-executive directors 獨立非執行董事				Total 總值		
		YAU Hang					YEN Gordon	TAO Yongming	NG Kwok		William LAM			WONG Chi	
		LIU Xianfu	ZHAO Jianli	YIN Jian	Tat, Andrew	ZHANG Zheng			Tung	YING Wei	LIN Lin	Kwong			
		劉賢福	趙建麗	尹堅	邱恒達	張正	李剛	嚴震銘	陶永銘	伍國棟	應偉	林偉成	林琳	王幹芝	千港元
		HK\$'000	HK\$'000	HK\$'000	HK\$'000	HK\$'000	HK\$'000	HK\$'000	HK\$'000	HK\$'000	HK\$'000	HK\$'000	HK\$'000	HK\$'000	千港元
		(note i)	(note iv)	(note viii)			(note iii)	(note iv)	(note iv)			(note vi)	(note vi)		千港元
		(附註i)	(附註ix)	(附註viii)			(附註iii)	(附註iv)	(附註iv)			(附註vi)	(附註vi)		千港元
Fees	袍金	-	-	-	-	-	-	200	-	250	200	200	200	200	1,050
Other emoluments	其他酬金														
Salaries and other benefits <sup>#</sup>	薪金及其他福利 <sup>#</sup>	3,012	-	-	2,567	-	1,837	-	-	-	-	-	-	-	7,416
Discretionary bonuses <sup>*</sup>	酌情獎金 <sup>*</sup>	-	-	-	-	-	-	-	-	-	-	-	-	-	-
Retirement benefits scheme contribution	退休福利計劃供款	18	-	-	165	-	18	-	-	-	-	-	-	-	201
		3,030	-	-	2,732	-	1,855	200	-	250	200	200	200	200	8,667

<sup>#</sup> Other benefits include performance-based salary and double pay.

<sup>#</sup> 其他福利包括績效薪資及雙薪。

<sup>\*</sup> The basis of the discretionary bonus is based on the profitability of the Group.

<sup>\*</sup> 酌情獎金的基礎是基於本集團盈利能力。

## 10. 董事及僱員酬金資料

## (a) 董事酬金

根據香港公司條例(第622章)第383條及公司(披露董事利益資料)規例(第622G章)(規例)披露的董事酬金如下:

**NOTES TO THE CONSOLIDATED FINANCIAL STATEMENTS (continued)**  
**綜合財務報表附註(續)**

FOR THE YEAR ENDED 31 DECEMBER 2025 截至2025年12月31日止年度

**10. INFORMATION REGARDING DIRECTORS' AND EMPLOYEES' EMOLUMENTS (continued)**

**(a) Directors' emoluments (continued)**

Notes:

- (i) Mr. LIU Xianfu, is resigned as an executive director, the Chairman of the board of directors (the "Board"), chief executive officer of the Company and an authorised representative of the Company with effective from 17 November 2025.
- (ii) Mr. Xi Qiang is appointed as an executive director, the Chairman of the Board and an authorised representative of the Company with effective from 17 November 2025.
- (iii) Mr. LI Gang is appointed as chief executive officer of the Company with effective from 17 November 2025.
- (iv) Mr. TAO Yongming is resigned as a non-executive director with effective from 1 April 2025.
- (v) Ms. ZHOU Jing is appointed as a non-executive director with effective from 1 April 2025.
- (vi) Mr. William Lam is resigned as an independent non-executive director with effective from 7 June 2025.
- (vii) Dr. LIN Lin is appointed as an independent non-executive director with effective from 7 June 2025.
- (viii) Mr. Yin Jian was appointed as an executive director with effective from 1 September 2024.
- (ix) Ms. ZHAO Jianli was resigned as an executive director with effective from 1 September 2024.

During the years 2025 and 2024, no emoluments were paid by the Group to any director as an inducement to join or upon joining the Group or as compensation for loss of office.

During the year ended 31 December 2025, six directors (2024: four directors) waived their whole-year emoluments.

**10. 董事及僱員酬金資料(續)**

**(a) 董事酬金(續)**

附註：

- (i) 劉賢福先生自2025年11月17日起辭任執行董事、董事會(「董事會」)主席、本公司行政總裁及本公司授權代表。
- (ii) 郝強先生自2025年11月17日起獲委任為執行董事、董事會主席及本公司授權代表。
- (iii) 李剛先生自2025年11月17日起獲委任為本公司行政總裁。
- (iv) 陶永銘先生自2025年4月1日起辭任非執行董事。
- (v) 周靜女士自2025年4月1日起獲委任為非執行董事。
- (vi) 林偉成先生自2025年6月7日起辭任獨立非執行董事。
- (vii) 林琳博士自2025年6月7日起獲委任為獨立非執行董事。
- (viii) 尹堅先生自2024年9月1日起獲委任為執行董事。
- (ix) 趙建麗女士自2024年9月1日起辭任執行董事。

於2025年及2024年，本集團並無向任何董事支付酬金，以作為加盟本集團或於加入本集團時的獎勵或離職補償。

截至2025年12月31日止年度，6位董事(2024年：4位董事)放棄彼等全年酬金。

**NOTES TO THE CONSOLIDATED FINANCIAL STATEMENTS (continued)****綜合財務報表附註 (續)**

FOR THE YEAR ENDED 31 DECEMBER 2025 截至2025年12月31日止年度

**10. INFORMATION REGARDING DIRECTORS' AND EMPLOYEES' EMOLUMENTS (continued)****(b) Employees' emoluments**

The five highest paid employees included one (2024: one) director, whose emoluments are set out in note 10(a) above. Emoluments of the remaining four (2024: four) employees are as follows:

		2025 HK\$'000 千港元	2024 HK\$'000 千港元
Salaries and other benefits	薪金及其他福利	11,225	9,733
Discretionary bonuses	酌情獎金	-	1,345
Retirement benefits scheme contributions	退休福利計劃供款	165	382
		<b>11,390</b>	<b>11,460</b>

Their emoluments were within the following bands:

		2025 No. of employees 僱員數目	2024 No. of employees 僱員數目
HK\$1,500,001 to HK\$2,000,000	1,500,001港元至2,000,000港元	1	-
HK\$2,000,001 to HK\$2,500,000	2,000,001港元至2,500,000港元	-	-
HK\$2,500,001 to HK\$3,000,000	2,500,001港元至3,000,000港元	1	3
HK\$3,000,001 to HK\$3,500,000	3,000,001港元至3,500,000港元	1	1
HK\$3,500,001 to HK\$4,000,000	3,500,001港元至4,000,000港元	1	-

**(c) Senior management's emoluments**

The emoluments paid or payable to members of senior management were within the following bands:

		2025 No. of employees 僱員數目	2024 No. of employees 僱員數目
HK\$2,500,001 to HK\$3,000,000	2,500,001港元至3,000,000港元	1	1

**11. DIVIDENDS**

Dividend attributable to the previous financial year, approved and recognised as distribution during the year:  
2024 final dividend of HK1.16 cents (2023 final dividend of HK3.00 cents) per share and 2024 special dividend of HK4.34 cents (2023 special dividend of nil)

上一財政年度應佔之股息，本年度已批准及確認為分派：  
2024年末期股息每股為1.16港仙（2023年末期股息為3.00港仙）及2024年特別股息每股為4.34港仙（2023年特別股息為零）

		2025 HK\$'000 千港元	2024 HK\$'000 千港元
		<b>67,376</b>	<b>36,751</b>

**10. 董事及僱員酬金資料 (續)****(b) 僱員酬金**

最高酬金的5名僱員包括1位（2024年：1位）董事，其酬金詳情載於上述附註10(a)。餘下4位（2024年：4位）僱員的酬金如下：

		2025 HK\$'000 千港元	2024 HK\$'000 千港元
Salaries and other benefits	薪金及其他福利	11,225	9,733
Discretionary bonuses	酌情獎金	-	1,345
Retirement benefits scheme contributions	退休福利計劃供款	165	382
		<b>11,390</b>	<b>11,460</b>

彼等之酬金介乎以下組別：

		2025 No. of employees 僱員數目	2024 No. of employees 僱員數目
HK\$1,500,001 to HK\$2,000,000	1,500,001港元至2,000,000港元	1	-
HK\$2,000,001 to HK\$2,500,000	2,000,001港元至2,500,000港元	-	-
HK\$2,500,001 to HK\$3,000,000	2,500,001港元至3,000,000港元	1	3
HK\$3,000,001 to HK\$3,500,000	3,000,001港元至3,500,000港元	1	1
HK\$3,500,001 to HK\$4,000,000	3,500,001港元至4,000,000港元	1	-

**(c) 高級管理層酬金**

已付或應付高級管理層成員之酬金介乎以下組別：

		2025 No. of employees 僱員數目	2024 No. of employees 僱員數目
HK\$2,500,001 to HK\$3,000,000	2,500,001港元至3,000,000港元	1	1

**11. 股息**

Dividend attributable to the previous financial year, approved and recognised as distribution during the year:  
2024 final dividend of HK1.16 cents (2023 final dividend of HK3.00 cents) per share and 2024 special dividend of HK4.34 cents (2023 special dividend of nil)

上一財政年度應佔之股息，本年度已批准及確認為分派：  
2024年末期股息每股為1.16港仙（2023年末期股息為3.00港仙）及2024年特別股息每股為4.34港仙（2023年特別股息為零）

		2025 HK\$'000 千港元	2024 HK\$'000 千港元
		<b>67,376</b>	<b>36,751</b>

**NOTES TO THE CONSOLIDATED FINANCIAL STATEMENTS (continued)**  
**綜合財務報表附註(續)**

FOR THE YEAR ENDED 31 DECEMBER 2025 截至2025年12月31日止年度

**11. DIVIDENDS (continued)**

The final dividend of HK5.7 cents in respect of the year ended 31 December 2025 (2024: HK1.16 cents) per share, amounting to approximately HK\$69,827,000 (2024: HK\$14,262,000), has been proposed by the Board and is subject to the approval of the shareholders at the forthcoming annual general meeting of the Company. The Board has not recommended any special dividend for the year ended 31 December 2025 (2024: special dividend of HK4.34 cents per share, amounting to HK\$53,114,000).

**12. EARNINGS PER SHARE**

The calculation of the basic and diluted earnings per share attributable to owners of the Company is based on the following data:

**11. 股息(續)**

董事會建議派付截至2025年12月31日止年度之末期股息每股5.7港仙(2024年: 1.16港仙), 合共約69,827,000港元(2024年: 14,262,000港元), 並須待股東於本公司應屆股東週年大會上批准後, 方可作實。董事會不建議派付任何截至2025年12月31日止年度之特別股息(2024年: 特別股息每股4.34港仙, 合共53,114,000港元)。

**12. 每股盈利**

本公司擁有人應佔每股基本及攤薄盈利乃根據下列數據計算:

		2025 HK\$'000 千港元	2024 HK\$'000 千港元
<b>Earnings</b>	<b>盈利</b>		
Profit for the year attributable to owners of the Company for the purpose of computation of basic and diluted earnings per share	就計算每股基本及攤薄盈利所用之本公司擁有人應佔是年度盈利	<b>71,302</b>	14,262
		<b>2025</b>	2024
<b>Number of shares</b>	<b>股份數目</b>		
Weighted average number of ordinary shares for the purpose of computation of basic and diluted earnings per share	就計算每股基本及攤薄盈利所用之普通股加權平均數目	<b>1,225,026,960</b>	1,225,026,960

**(a) Basic earnings per share**

The computation of basic earnings per share for the year ended 31 December 2025 is based on the profit attributable to owners of the Company of HK\$71,302,000 (2024: HK\$14,262,000) and the weighted average of 1,225,026,960 ordinary shares (2024: 1,225,026,960 ordinary shares) during the year.

**(b) Diluted earnings per share**

The diluted earnings per share is equal to the basic earnings per share as the Company had no potentially dilutive ordinary shares outstanding for the years ended 31 December 2025 and 31 December 2024.

**(a) 每股基本盈利**

截至2025年12月31日止年度之每股基本盈利乃按年內本公司擁有人應佔盈利71,302,000港元(2024年: 14,262,000港元)及1,225,026,960股普通股(2024年: 1,225,026,960股普通股)的加權平均數目計算。

**(b) 每股攤薄盈利**

每股攤薄盈利相等於每股基本盈利, 原因為截至2025年12月31日及2024年12月31日止年度, 本公司並無已發行之具潛在攤薄影響之普通股。

**NOTES TO THE CONSOLIDATED FINANCIAL STATEMENTS (continued)****綜合財務報表附註 (續)**

FOR THE YEAR ENDED 31 DECEMBER 2025 截至2025年12月31日止年度

**13. INVESTMENT PROPERTIES****13. 投資物業**

HK\$'000 千港元

<b>Cost</b>	<b>成本</b>	
At 1 January 2024	於2024年1月1日	100,425
Currency realignment	外幣換算差額	(1,429)
At 31 December 2024	於2024年12月31日	98,996
Transferred to property, plant and equipment	調撥至物業、機器及設備	(1,520)
Currency realignment	外幣換算差額	1,702
At 31 December 2025	於2025年12月31日	99,178
<b>Depreciation</b>	<b>折舊</b>	
At 1 January 2024	於2024年1月1日	37,816
Currency realignment	外幣換算差額	(660)
Provided for the year	是年度撥備	5,148
At 31 December 2024	於2024年12月31日	42,304
Transferred to property, plant and equipment	調撥至物業、機器及設備	(1,048)
Currency realignment	外幣換算差額	734
Provided for the year	是年度撥備	4,994
At 31 December 2025	於2025年12月31日	46,984
<b>Carrying values</b>	<b>賬面值</b>	
At 31 December 2025	於2025年12月31日	52,194
At 31 December 2024	於2024年12月31日	56,692

The Group's investment properties consisted of owned properties and owned pier. The fair value of the Group's investment properties at 31 December 2025 was HK\$234,354,000 (2024 HK\$253,385,000). The fair value of owned properties was HK\$212,030,000 (2024: HK\$230,816,000) and the fair value of owned pier was HK\$22,324,000 (2024: HK\$22,569,000) which have been arrived at based on a valuation carried out by RHL Appraisal Limited, an independent property valuer.

本集團的投資物業包括自有物業及自有碼頭。本集團投資物業於2025年12月31日的公平價值為234,354,000港元（2024年：253,385,000港元）。自有物業的公平價值為212,030,000港元（2024年：230,816,000港元）及自有碼頭的公平價值為22,324,000港元（2024年：22,569,000港元），乃由獨立物業估值師永利行評估顧問有限公司進行的估值計算得出。

The valuation of leased properties was determined by direct comparison method and term and reversion analysis of investment approach.

租賃物業的估值乃按直接比較法以及投資期限和回歸分析法釐定。

**NOTES TO THE CONSOLIDATED FINANCIAL STATEMENTS (continued)**  
**綜合財務報表附註(續)**

FOR THE YEAR ENDED 31 DECEMBER 2025 截至2025年12月31日止年度

**13. INVESTMENT PROPERTIES (continued)**

Direct comparison method is based on the principle of substitution, where comparison is made based on prices realised on actual sales of comparable properties. Comparable properties of similar size, scale, nature, character and location are analysed and carefully weighed against all the respective advantages and disadvantages of each property in order to arrive at a fair comparison of market value.

Term and reversion analysis of investment approach estimates the capital value of a property by capitalised rental income on a fully leased basis having regard to the current passing rental income from existing tenancy and the potential reversionary rental income at market level.

The valuation of owned pier was determined by Depreciated Replacement Cost approach, which is based on an estimate of the market value for the existing used of the land, plus the current cost of obsolescence and optimization. The key input of Depreciated Replacement Cost approach is the building construction cost per square metre. A significant increase/decrease in building construction cost per metre used would result in a significant increase/decrease in the fair value of leased pier.

The valuation of owned properties takes into account the characteristics of the investment properties, which include the location, size, shape, view, floor level, year of completion and other factors collectively, to arrive at the unit market price. The key input of direct comparison method is the unit market price. A significant increase/decrease in the market price would result in a significant increase/decrease in the fair value of the leased properties.

Significant unobservable inputs were used in the valuation of investment properties. The fair value of investment properties is a level 3 recurring fair value measurement under the three-level fair value hierarchy as defined in HKFRS 13, Fair value measurement. There has been no change from the valuation technique use in the prior year. The fair value measurement is based on the above properties' highest and best use, which does not differ from their actual use.

The above investment properties are depreciated on a straight-line basis over the shorter of 20 to 50 years or period of the lease term.

All of the investment properties of the Group are held to earn rentals or for capital appreciation.

**13. 投資物業(續)**

直接比較法乃以替代原則為基準，而比較乃按可比物業實際銷售實現之價格作出。大小、規模、性質、特徵及地點相若之可供比較物業乃按照各物業之相關利弊進行分析及仔細衡量，以達致公平市值比較。

投資期限和回歸分析法乃在考慮到現有租約的當期租金收入和市場水平的潛在復歸租金收入的基礎上，按全額租賃基準將租金收入資本化估計一項物業的資本價值。

自有碼頭的估值乃按折舊重置成本法釐定，該方法乃根據土地的現有用途對市值作出估計，加上目前陳舊及優化的成本計算。折舊重置成本法的主要輸入數據為每平方米的建築成本。每平方米的建築成本大幅上升/下跌將導致租賃碼頭之公平價值大幅上升/下跌。

自有物業估值時會考慮投資物業之整體特性，包括位置、尺寸、形狀、景觀、樓層、落成年份及其他因素，以得出單位市場價格。直接比較法之主要輸入數據為單位市場價格。市場價格大幅上升/下跌將導致租賃物業之公平價值大幅上升/下跌。

重大不可觀察輸入參數計量乃用於投資物業之估值。投資物業之公平價值為香港財務報告準則第13號公平價值計量所界定的3級公平價值層級項下之第3級經常性公平價值計量。於過往年度採用之估值技術概無變動。公平價值計量乃按以上述物業之最高及最佳用途為依據，其與物業之實際用途並無差別。

上述投資物業以直線法按20至50年或租賃年期(以較短者為準)折舊。

本集團所有投資物業乃持作賺取租金或資本增值。

## NOTES TO THE CONSOLIDATED FINANCIAL STATEMENTS (continued)

## 綜合財務報表附註(續)

FOR THE YEAR ENDED 31 DECEMBER 2025 截至2025年12月31日止年度

## 14. PROPERTY, PLANT AND EQUIPMENT

## 14. 物業、機器及設備

		Freehold land 永久持有的 土地 HK\$'000 千港元	Leasehold land and buildings 租賃的 土地和建築物 HK\$'000 千港元	Furniture fixtures and equipment 傢俬、 裝置及設備 HK\$'000 千港元	Plant machinery 廠房及機器 HK\$'000 千港元	Motor vehicles 車輛 HK\$'000 千港元	Construction in progress 在建工程 HK\$'000 千港元	Total 總值 HK\$'000 千港元
<b>Cost</b>	<b>成本</b>							
At 1 January 2024	於2024年1月1日	2,455	990,504	965,476	2,242,235	16,237	34,344	4,251,251
Currency realignment	外幣換算差額	(15)	(1,647)	(5,598)	(3,689)	(81)	(81)	(11,111)
Additions	增加	-	2,248	8,659	9,873	-	153,957	174,737
Transfer from construction in progress	調撥自在建工程	-	3,328	31,844	78,607	-	(113,779)	-
Disposal/written-off (note i)	出售/撇銷(附註i)	-	(595)	(13,598)	(139,846)	(1,655)	(4,527)	(160,221)
At 31 December 2024	於2024年12月31日	2,440	993,838	986,783	2,187,180	14,501	69,914	4,254,656
Currency realignment	外幣換算差額	4	1,250	5,581	2,044	67	27	8,973
Additions	增加	-	1,495	4,123	6,261	193	94,678	106,750
Transfer from construction in progress	調撥自在建工程	-	13,405	41,495	53,799	40	(108,739)	-
Transferred from investment properties	調撥自投資物業	-	1,520	-	-	-	-	1,520
Transferred from right-of-use assets	調撥自使用權資產	-	-	-	1,540	-	-	1,540
Disposal/written-off	出售/撇銷	-	(8)	(34,584)	(73,798)	(2,120)	(278)	(110,788)
At 31 December 2025	於2025年12月31日	2,444	1,011,500	1,003,398	2,177,026	12,681	55,602	4,262,651
<b>Depreciation and impairment</b>	<b>折舊及減值</b>							
At 1 January 2024	於2024年1月1日	-	652,452	698,224	1,682,914	14,705	-	3,048,295
Currency realignment	外幣換算差額	-	(937)	(3,262)	(2,629)	(72)	-	(6,900)
Depreciation provided for the year	是年度計提折舊	-	33,553	40,442	79,436	472	-	153,903
Impairment provided for the year	是年度計提減值	-	-	3,157	12,273	-	-	15,430
Eliminated on disposals/written-off (note i)	出售/撇銷時沖銷(附註i)	-	(438)	(13,069)	(117,043)	(1,521)	-	(132,071)
At 31 December 2024	於2024年12月31日	-	684,630	725,492	1,654,951	13,584	-	3,078,657
Currency realignment	外幣換算差額	-	865	3,625	1,325	72	-	5,887
Transferred from investment properties	調撥自投資物業	-	1,048	-	-	-	-	1,048
Transferred from right-of-use assets	調撥自使用權資產	-	-	-	552	-	-	552
Depreciation provided for the year	是年度計提折舊	-	31,342	41,254	75,634	257	-	148,487
Impairment provided for the year (note ii)	是年度計提減值(附註ii)	-	-	2,165	67,692	-	-	69,857
Eliminated on disposals/written-off (note ii)	出售/撇銷時沖銷(附註ii)	-	-	(31,119)	(55,297)	(1,958)	-	(88,374)
At 31 December 2025	於2025年12月31日	-	717,885	741,417	1,744,857	11,955	-	3,216,114
<b>Carrying values</b>	<b>賬面值</b>							
At 31 December 2025	於2025年12月31日	2,444	293,615	261,981	432,169	726	55,602	1,046,537
At 31 December 2024	於2024年12月31日	2,440	309,208	261,291	532,229	917	69,914	1,175,999

The cost of above items of property, plant and equipment are depreciated, after taking into account of their estimated residual values over their estimated useful lives, on a straight-line basis.

上述物業、機器及設備項目之成本於計入彼等之估計剩餘價值除以其估計可使用年期後以直線法折舊。

**NOTES TO THE CONSOLIDATED FINANCIAL STATEMENTS (continued)**  
**綜合財務報表附註(續)**

FOR THE YEAR ENDED 31 DECEMBER 2025 截至2025年12月31日止年度

**14. PROPERTY, PLANT AND EQUIPMENT (continued)**

Note:

- (i) Property, plant and equipments of approximately HK\$22,435,000 represented plant and machinery located in the Jiangyin City, the PRC and was disposed upon the further reduction of the fabric production capacity at the fabric mill operated by Jiangyin Fuhui since February 2024.
- (ii) During the year, the Group carried out a review of the recoverable amount of the related property, plant and equipment and right-of-use assets for its production and sales of dyed fabrics and yarns located in the PRC and Hong Kong.

The valuation method of discounted cash flow was adopted for the calculation of the VIU using the income approach.

For the production and sales of dyed fabrics and yarns in the PRC and Hong Kong, the assessment assumes that, due to the recovery of global economic and industry growth and demand of dyed fabrics and yarns is forecasted with steady growth under the streamlined production lines. Management determined budgeted gross margins based on past performance, existing sales contracts, and expectations for market development. A five-year forecast is considered appropriate. Cash flows beyond the five-year period are extrapolated by using the estimated terminal growth rate of 3% as at 31 December 2025 (2024: 3%). The estimated average annual revenue growth rate of 5.0% (2024: 5.0%) is similar to the average growth rate for the industry. Other key assumptions for the VIU calculation include cost of raw materials such as cotton and yarns. Cash outflows include capital and maintenance expenditure including the purchase of plant and machinery and other equipment. The discount rate used of 7.7% (2024: 9.8%) is pre-tax and reflects the specific risks related to the relevant CGU.

The Group (2024: the Group and the independent valuer) estimated the VIU of the CGU and also estimated the fair value less costs of disposal of the land and buildings which is based on recent market prices of assets with similar age and obsolescence. The assessment results show that recoverable amounts of the CGU are higher than the carrying amounts of the CGU as at 31 December 2025 and consequently no impairment is recognised (2024: nil) except for the impairment loss of HK\$69,857,000 (2024: HK\$15,430,000) for the idle equipment and plant and machineries which are not expected to use in the future.

**14. 物業、機器及設備(續)**

附註：

- (i) 物業、機器及設備(位於中國江陰市的廠房及機器)約為22,435,000港元,並因江陰福匯自2024年2月起進一步削減面料工廠產能而被出售。
- (ii) 於本年度,本集團對其於中國及香港製造及銷售色布及紗的相關物業、機器及設備以及使用權資產的可收回金額進行檢討。

在計算使用價值時,乃應用收入法並採納貼現現金流量估值方法。

就於中國及香港製造及銷售色布及紗而言,評估假設由於全球經濟及行業增長的恢復,在精簡生產線的情況下,色布及紗的需求預計將穩步增長。管理層根據過往業績、現有銷售合約及對市場發展的預期釐定預算毛利率。五年期預測被認為屬適當。五年期後的現金流量乃使用於2025年12月31日之估計最終增長率3%(2024年:3%)推算。估計平均年營業額增長率5.0%(2024年:5.0%)與行業平均增長率相近。計算使用價值的其他主要假設包括原材料成本,如棉及紗。現金流出包括資本及維護支出,包括購買廠房、機械及其他設備。使用的貼現率為7.7%(2024年:9.8%),屬稅前貼現率,反映了相關現金產生單位的特定風險。

本集團(2024年:本集團及獨立估值師)估計現金產生單位的使用價值,亦估計公平價值減土地及建築物的處置成本,其乃基於具有類似賬齡及陳舊程度的資產的近期市價。評估結果顯示,於2025年12月31日,現金產生單位的可收回金額超過了其賬面值,因此並未確認減值(2024年:無)(閒置設備、廠房及機器的減值損失69,857,000港元(2024年:15,430,000港元)除外,該等設備、廠房及機器預計未來不再使用)。

## NOTES TO THE CONSOLIDATED FINANCIAL STATEMENTS (continued)

## 綜合財務報表附註 (續)

FOR THE YEAR ENDED 31 DECEMBER 2025 截至2025年12月31日止年度

## 15. RIGHT-OF-USE ASSETS

		Land and buildings 土地及建築物 HK\$'000 千港元	Equipment 設備 HK\$'000 千港元	Machinery 機器 HK\$'000 千港元	Total 總值 HK\$'000 千港元
At 1 January 2024	於2024年1月1日	169,747	459	1,158	171,364
Currency realignment	外幣換算差額	(338)	-	(8)	(346)
Additions	增加	7,794	-	-	7,794
Depreciation	折舊	(28,606)	(108)	(153)	(28,867)
Effect of modification (note i)	修訂之影響 (附註i)	41,630	-	-	41,630
At 31 December 2024	於2024年12月31日	190,227	351	997	191,575
Currency realignment	外幣換算差額	404	-	4	408
Additions	增加	88,866	-	-	88,866
Depreciation	折舊	(36,121)	(108)	(13)	(36,242)
Effect of modification (note i)	修訂之影響 (附註i)	(6,333)	-	-	(6,333)
Transfer to property, plant and equipment	調撥至物業、機器及設備	-	-	(988)	(988)
At 31 December 2025	於2025年12月31日	237,043	243	-	237,286

Note:

(i) Reduction (2024: additions) of right-of-use assets of approximately HK\$6,333,000 (2024: HK\$41,630,000) and lease liabilities of HK\$6,333,000 (2024: HK\$31,199,000) were recognised due to modification to lease terms during the year ended 31 December 2025. No gain or loss resulted in lease modification (2024: gain on lease modification of HK\$10,431,000).

附註：

(i) 截至2025年12月31日止年度，因租賃條款之修改而確認減少（2024年：增加）使用權資產約6,333,000港元（2024年：41,630,000港元）及租賃負債6,333,000港元（2024年：31,199,000港元）。租賃修改概無產生收益或虧損（2024年：租賃修改收益10,431,000港元）。

The analysis of the net book value of right-of-use assets by class of underlying assets is as follows:

按相關資產類別劃分之使用權資產賬面淨值分析如下：

		At 31 December 於12月31日 2025 HK\$'000 千港元	At 31 December 於12月31日 2024 HK\$'000 千港元
Ownership interests in leasehold land carried at depreciated cost with remaining lease term of:	於租賃土地之所有權權益，按折舊成本列值及餘下租賃期為：		
- 30 days or more	- 30日或以上	63,037	64,995
- between 10 and 30 years	- 10年及30年之間	8,047	8,396
Other properties leased for own use, carried at depreciated cost	租賃作自用之其他物業，按折舊成本列值	165,959	116,836
Plant, machinery and equipment, carried at depreciated cost	廠房、機器及設備，按折舊成本列值	243	1,348
		237,286	191,575

**NOTES TO THE CONSOLIDATED FINANCIAL STATEMENTS (continued)**  
**綜合財務報表附註(續)**

FOR THE YEAR ENDED 31 DECEMBER 2025 截至2025年12月31日止年度

**16. OTHER INTANGIBLE ASSETS**
**16. 其他無形資產**

		<b>Software</b> 軟件 HK\$'000 千港元
<b>Cost</b>	<b>成本</b>	
At 1 January 2024	於2024年1月1日	31,267
Additions	增加	30,529
At 31 December 2024	於2024年12月31日	61,796
Additions	增加	2,464
At 31 December 2025	於2025年12月31日	64,260
<b>Amortisation</b>	<b>攤銷</b>	
At 1 January 2024	於2024年1月1日	31,267
Provided for the year	是年度撥備	763
At 31 December 2024	於2024年12月31日	32,030
Provided for the year	是年度撥備	3,073
At 31 December 2025	於2025年12月31日	35,103
<b>Carrying values</b>	<b>賬面值</b>	
At 31 December 2025	於2025年12月31日	29,157
At 31 December 2024	於2024年12月31日	29,766

**17. INTEREST IN AN ASSOCIATE**
**17. 於一間聯營公司之權益**

		<b>At 31 December</b> 於12月31日 <b>2025</b> HK\$'000 千港元	At 31 December 於12月31日 2024 HK\$'000 千港元
Unlisted investment, at cost	非上市投資，以成本列值	<b>16,204</b>	16,204
Share of post-acquisition profits	應佔收購後盈利	<b>11,063</b>	9,814
		<b>27,267</b>	26,018

**NOTES TO THE CONSOLIDATED FINANCIAL STATEMENTS (continued)****綜合財務報表附註 (續)**

FOR THE YEAR ENDED 31 DECEMBER 2025 截至2025年12月31日止年度

**17. INTEREST IN AN ASSOCIATE (continued)**

Particulars of the associate of the Group at 31 December 2025 and 31 December 2024 are as follows:

**17. 於一間聯營公司之權益 (續)**

本集團聯營公司於2025年12月31日及2024年12月31日之詳情如下：

Name	Form of business structure	Place of incorporation	Place of operation and principal activities	Percentage of ownership interests/voting rights/profit share
名稱	業務架構形式	註冊成立所在地	營業所在地及主要業務	所佔擁有權權益／投票權／盈利百分比
東莞欣潤水務有限公司	Corporation 法團	The PRC 中國	Construction and managing of sewage treatment plant in the PRC 於中國建設及管理污水處理廠	30%

The primary business of 東莞欣潤水務有限公司 is engaged in construction and managing of sewage treatment plant and in Dongguan of Guangdong Province.

東莞欣潤水務有限公司的主要業務乃於廣東省東莞市建設及管理污水處理廠。

The above associate is accounted for using the equity method in the consolidated financial statements.

上述聯營公司乃以權益法於綜合財務報表列賬。

The financial information of the above associate is not material to the Group.

上述聯營公司的財務資料對本集團並不重大。

**NOTES TO THE CONSOLIDATED FINANCIAL STATEMENTS (continued)**  
**綜合財務報表附註(續)**

FOR THE YEAR ENDED 31 DECEMBER 2025 截至2025年12月31日止年度

**18. DEFERRED TAX**

The major deferred tax liabilities/(assets) recognised by the Group and movements thereon during the current and prior reporting periods are as follows:

**18. 遞延稅項**

本集團於本報告期間及過往報告期間確認的主要遞延稅項負債/(資產)及其變動如下:

		Right-of-use assets 使用權資產 HK\$'000 千港元	Lease liabilities 租賃負債 HK\$'000 千港元	Accelerated tax depreciation 提前稅項折舊 HK\$'000 千港元	Tax losses 稅項虧損 HK\$'000 千港元	Others 其他 HK\$'000 千港元 (note) (附註)	Total 總值 HK\$'000 千港元
At 1 January 2024	於2024年1月1日	24,574	(32,272)	28,545	(384)	(53,602)	(33,139)
Charged/(credited) to profit or loss	於損益賬內扣除/(計入)	5,668	(2,330)	(1,680)	6	(32)	1,632
Currency realignment	外幣換算差額	312	350	(384)	-	(220)	58
At 31 December 2024	於2024年12月31日	30,554	(34,252)	26,481	(378)	(53,854)	(31,449)
Charged/(credited) to profit or loss	於損益賬內扣除/(計入)	8,981	(9,732)	723	59	(18,897)	(18,866)
Currency realignment	外幣換算差額	(349)	220	38	-	46	(45)
At 31 December 2025	於2025年12月31日	39,186	(43,764)	27,242	(319)	(72,705)	(50,360)

Note: The amount represents mainly deferred tax assets arising from unrealised profit on inventories, provision for impairment of property, plant and equipment, provisions for ECL on trade and bills receivables, and other receivables, provision for inventories, unrealised gain on transfer of plant and equipment between subsidiaries and deferred tax liabilities arising from withholding tax charged on two PRC/overseas subsidiaries.

附註: 有關款額主要為存貨的未變現盈利、物業、機器及設備的減值撥備、營業及票據應收款項以及其他應收款項的預期信貸虧損撥備、存貨撥備、附屬公司之間機器及設備調撥的未變現收益所產生的遞延稅項資產,以及對兩間中國/海外附屬公司徵收的預扣稅所產生的遞延稅項負債。

As at 31 December 2025, the Group had unused tax losses of approximately HK\$199 million (31 December 2024: HK\$220 million) available for offset against future profits. A deferred tax asset has been recognised in respect of approximately HK\$2 million (31 December 2024: HK\$2 million) of such losses, which represent tax losses incurred by certain of the Company's subsidiaries as it is considered by the management that future taxable profits will be available against which the tax losses can be utilised. No deferred tax asset has been recognised in respect of the remaining HK\$197 million (31 December 2024: HK\$218 million) tax losses due to the unpredictability of future profit streams. As at 31 December 2025, the Group had unused tax losses not recognised of approximately HK\$176 million (31 December 2024: HK\$199 million) arose in PRC to carry forward to set off against future taxable profit which will expire within 1 to 5 years from each of the financial year end date. Remaining unused tax losses may be carried forward indefinitely.

於2025年12月31日,本集團可用作抵銷未來盈利的未運用稅項虧損約為199,000,000港元(2024年12月31日:220,000,000港元)。而此項虧損中約2,000,000港元(2024年12月31日:2,000,000港元)已確認為一項遞延稅項資產,此乃本公司若干附屬公司所產生的稅項虧損,經管理層考慮認為未來的應課稅盈利將可運用此稅項虧損。餘下稅項虧損197,000,000港元(2024年12月31日:218,000,000港元)因未能預測將來的盈利來源而未有確認為遞延稅項資產。於2025年12月31日,本集團於中國產生的未運用及未確認稅項虧損約為176,000,000港元(2024年12月31日:199,000,000港元),以結轉抵銷將於每個財政年度結束日起1至5年內到期的未來應課稅盈利。餘下未經使用的稅項虧損可無限期地轉存。

**NOTES TO THE CONSOLIDATED FINANCIAL STATEMENTS (continued)****綜合財務報表附註 (續)**

FOR THE YEAR ENDED 31 DECEMBER 2025 截至2025年12月31日止年度

**18. DEFERRED TAX (continued)**

In addition, at 31 December 2025, the Group had other deductible temporary differences of approximately HK\$5 million (2024: HK\$24 million) mainly consist of unrealised gain on transfer of plant and equipment between subsidiaries, unrealised profit on inventories, allowance for ECL on trade and bills receivables, and other receivables, and provision for inventories. No deferred tax asset has been recognised in relation to such deductible temporary differences as it is not certain that taxable profits will be available against which the deductible temporary differences can be utilised.

According to the EIT Law, starting from 1 January 2008, 10% withholding income tax will be imposed on dividends relating to profits earned in the calendar year 2008 onwards to foreign investors for the companies established in the PRC. For investors incorporated in Hong Kong and holds at least 25% of the equity interest in the PRC company, reduced rate of 5% will be applied. Deferred tax has not been provided for in the consolidated financial statements in respect of temporary differences attributable to retained profits of the wholly-owned PRC subsidiaries amounting to HK\$367,490,000 (2024: HK\$379,703,000) as the Group is able to control the timing of the reversal of the temporary differences and it is probable that the temporary differences will not reverse in the foreseeable future.

As at 31 December 2025, the Group provided the deferred tax in full in respect of the withholding tax attributable to the undistributed profits after 1 January 2008 of a partially-owned PRC subsidiary amounting to HK\$59,938,000 (2024: HK\$41,063,000).

For the purposes of presentation in the consolidated statement of financial position, certain deferred tax assets and liabilities of the same taxable entity have been offset. The following is an analysis of the deferred tax balances for reporting purposes:

		<b>At 31 December 於12月31日 2025 HK\$'000 千港元</b>	At 31 December 於12月31日 2024 HK\$'000 千港元
Deferred tax assets	遞延稅項資產	<b>(53,903)</b>	(38,227)
Deferred tax liabilities	遞延稅項負債	<b>3,543</b>	6,778
		<b>(50,360)</b>	(31,449)

**18. 遞延稅項 (續)**

此外，於2025年12月31日，本集團其他可扣減暫時差額約為5,000,000港元（2024年：24,000,000港元），主要包含附屬公司之間機器及設備調撥的未變現收益、存貨的未變現盈利、營業及票據應收款項以及其他應收款項的預期信貸虧損撥備以及存貨撥備。因未能確定應課稅盈利將可作抵銷此可扣減暫時差額，故未有確認該可扣減暫時差額為遞延稅項資產。

根據企業所得稅法，由2008年1月1日起，於中國成立的公司向境外投資者派發與於2008曆年及以後年度的盈利有關的股息須繳納10%預扣所得稅。於香港註冊成立且持有中國公司最少25%權益的投資者，將應用寬減稅率5%。由於本集團可以控制暫時差額撥回之時間，而暫時差額很可能於可見將來不會撥回，故並未就全資中國附屬公司滾存盈利之暫時差額367,490,000港元（2024年：379,703,000港元）在綜合財務報表內作出遞延稅項撥備。

於2025年12月31日，本集團已就一間非全資之中國附屬公司於2008年1月1日後之未分派盈利59,938,000港元（2024年：41,063,000港元）之預扣稅全數計提遞延稅項撥備。

就綜合財務狀況表的呈列而言，同一應課稅實體的若干遞延稅項資產及負債已抵銷。以下是就呈報而言的遞延稅項結餘分析：

**NOTES TO THE CONSOLIDATED FINANCIAL STATEMENTS (continued)**  
**綜合財務報表附註(續)**

FOR THE YEAR ENDED 31 DECEMBER 2025 截至2025年12月31日止年度

**19. INVENTORIES**

**19. 存貨**

		<b>At 31 December</b> 於12月31日 <b>2025</b> <i>HK\$'000 千港元</i>	At 31 December 於12月31日 2024 <i>HK\$'000 千港元</i>
Spare parts	備件	<b>18,798</b>	24,879
Raw materials	原料	<b>196,838</b>	217,545
Work-in-progress	半製品	<b>220,932</b>	307,211
Finished goods	製成品	<b>264,798</b>	235,100
		<b>701,366</b>	784,735

**20. TRADE AND BILLS RECEIVABLES**

**20. 營業及票據應收款項**

		<b>At 31 December</b> 於12月31日 <b>2025</b> <i>HK\$'000 千港元</i>	At 31 December 於12月31日 2024 <i>HK\$'000 千港元</i>
Trade receivables	營業應收款項	<b>643,975</b>	744,337
Bills receivables	票據應收款項	<b>90,838</b>	97,923
Less: allowance for expected credit loss ("ECL")	減：預期信貸虧損撥備	<b>(33,333)</b>	(40,191)
		<b>701,480</b>	802,069

The Group normally allows a credit period ranging from 30 days to 90 days to its trade customers.

本集團通常提供介乎30天至90天信貸期予其營業客戶。

The Group's bills receivables were all aged within two months and were neither past due nor impaired. The expected credit losses for bills receivables are assessed to be minimal.

本集團之票據應收款項賬齡均於兩個月內及並無逾期或減值。票據應收款項的預期信貸虧損經評估屬微乎其微。

**NOTES TO THE CONSOLIDATED FINANCIAL STATEMENTS (continued)****綜合財務報表附註 (續)**

FOR THE YEAR ENDED 31 DECEMBER 2025 截至2025年12月31日止年度

**20. TRADE AND BILLS RECEIVABLES (continued)**

The following is an ageing analysis of trade and bills receivables based on the invoice dates, which approximates the respective revenue recognition dates, as at the end of the reporting period:

		<b>At 31 December 於12月31日 2025 HK\$'000 千港元</b>	At 31 December 於12月31日 2024 HK\$'000 千港元
Within 1 month	1個月內	<b>338,998</b>	338,956
1 to 2 months	1至2個月	<b>164,731</b>	254,840
2 to 3 months	2至3個月	<b>86,212</b>	103,191
Over 3 months	3個月以上	<b>144,872</b>	145,273
		<b>734,813</b>	842,260
Less: allowance for ECL	減：預期信貸虧損撥備	<b>(33,333)</b>	(40,191)
		<b>701,480</b>	802,069

Before accepting any new customer, the Group assesses the potential customer's credit quality and defines its credit limits. Credit sales are made to customers with satisfactory trustworthy credit history. Credit limits attributed to customers are reviewed regularly.

The Group does not hold any collateral over the trade and bills receivables.

No interest is charged on the overdue trade receivables.

The Group measures the loss allowance for trade receivables at an amount equal to lifetime ECL. The expected credit losses on trade receivables are estimated using a provision matrix by reference to past default experience of the debtor and an analysis of the debtor's current financial position, adjusted for factors that are specific to the debtors, general economic conditions of the industry in which the debtors operate and an assessment of both the current as well as the forecast direction of conditions at the reporting date. The Group has assessed bills receivables whether there has been a significant increase in credit risk since initial recognition. The Group considers that there is no significant increase in credit risk of bills receivables since initial recognition and the Group provided impairment based on 12-month ECL. The Group recognised impairment loss on trade and bills receivables based on the accounting policy stated in note 4(i)(ii).

Further details on the Group's credit policy and credit risk arising from trade debtors and bills receivables are set out in note 37(b).

**20. 營業及票據應收款項 (續)**

營業及票據應收款項按發票日期 (與有關收入確認日期相若) 於報告期終的賬齡分析如下：

本集團於接納任何新客戶前，會評估該潛在客戶的信貨質素及界定其信貸限額。信貸銷售將會給予信貸記錄良好的客戶。客戶信貸限額定期予以檢討。

本集團並無就營業及票據應收款項持有任何抵押品。

逾期營業應收款項不計利息。

本集團按等於年限內預期信貸虧損的金額計量營業應收款項虧損撥備。營業應收款項的預期信貸虧損經參考債務人的過往違約經驗及對債務人當前財務狀況的分析使用撥備矩陣預測，並根據於報告日期債務人的特定因素、債務人所經營行業的整體經濟環境及對現有及預計的環境方向的評估進行調整。本集團已評估票據應收款項之信貸風險自初始確認以來是否顯著增加。本集團認為自初始確認以來，票據應收款項之信貸風險並無顯著增加，而本集團根據12個月預期信貸虧損計提減值撥備。本集團根據附註4(i)(ii)所載列的會計政策確認營業及票據應收款項的減值損失。

有關本集團信貸政策及來自應收賬款及票據應收款項的信貨風險的進一步詳情載於附註37(b)。

**NOTES TO THE CONSOLIDATED FINANCIAL STATEMENTS (continued)**  
**綜合財務報表附註(續)**

FOR THE YEAR ENDED 31 DECEMBER 2025 截至2025年12月31日止年度

**20. TRADE AND BILLS RECEIVABLES (continued)**

**Transferred financial assets that are derecognised in their entirety**

At 31 December 2025, the Group endorsed certain bills receivable accepted by banks in the PRC (the “Derecognised Bills”) to certain of its suppliers in order to settle the trade payables due to such suppliers with a carrying amount in aggregate of HK\$28,291,000 (2024: HK\$44,802,000). The Derecognised Bills had a maturity of within one year (2024: within one year) from the end of the reporting period. In accordance with the Law of Negotiable Instruments in the PRC, the holders of the Derecognised Bills have a right of recourse against the Group if the relevant banks in the PRC default (the “Continuing Involvement”). In the opinion of the directors of the Company, the Group has transferred substantially all risks and rewards relating to the Derecognised Bills. Accordingly, it has derecognised the full carrying amounts of the Derecognised Bills and the associated trade payables. The maximum exposure to loss from the Group’s Continuing Involvement in the Derecognised Bills and the undiscounted cash flows to repurchase these Derecognised Bills is equal to their carrying amounts. In the opinion of the directors of the Company, the fair values of the Group’s Continuing Involvement in the Derecognised Bills are not significant.

**21. PREPAYMENTS, DEPOSITS AND OTHER RECEIVABLES**

Value-add tax recoverable	可收回增值稅
Deposits, prepayment and other receivables	按金、預付款項及其他應收款項
Receivables from compensation of land resumption (note)	土地徵收補償應收款項(附註)
Less: allowance for ECL	減：預期信貸虧損撥備

The Group has assessed deposits and other receivables whether there has been a significant increase in credit risk since initial recognition. The Group considers that there is no significant increase in credit risk of these amounts since initial recognition and the Group provided impairment based on 12-month ECL. As at 31 December 2025, deposits and other receivables with gross amount of HK\$19,672,000 (2024: HK\$118,104,000) are without significant increase in credit risk on which 12-month ECL of nil (2024: nil) were recognised.

**20. 營業及票據應收款項(續)**

**全部終止確認的已轉讓金融資產**

於2025年12月31日，本集團向其若干供應商背書獲中國的銀行接納的若干票據應收款項（「終止確認票據」），以結清賬面值合共為28,291,000港元（2024年：44,802,000港元）的欠付該等供應商的營業應付款項。於報告期終，終止確認票據的期限為1年內（2024年：1年內）。根據中國票據法，倘相關中國的銀行違約，則終止確認票據持有人對本集團有追索權（「持續參與」）。本公司董事認為，本集團已轉移有關終止確認票據的絕大部分風險及回報，據此，已取消確認終止確認票據及相關營業應付款項的全部賬面值。本集團因持續參與終止確認票據及因購回該等終止確認票據的未貼現現金流量而面臨的最大損失等於其賬面值。本公司董事認為，本集團之持續參與終止確認票據的公平價值並不重大。

**21. 預付款項、按金及其他應收款項**

		At 31 December 於12月31日 2025 HK\$'000 千港元	At 31 December 於12月31日 2024 HK\$'000 千港元
		<b>7,981</b>	7,834
		<b>112,961</b>	105,741
		-	96,791
		-	-
		<b>120,942</b>	210,366

本集團已評估按金及其他應收款項之信貸風險自初始確認以來是否顯著增加。本集團認為自初始確認以來，該等款項之信貸風險並無顯著增加，而本集團根據12個月預期信貸虧損計提減值撥備。於2025年12月31日，總額為19,672,000港元（2024年：118,104,000港元）之按金及其他應收款項的信貸風險並無顯著增加且已確認12個月預期信貸虧損為零（2024年：零）。

**NOTES TO THE CONSOLIDATED FINANCIAL STATEMENTS (continued)****綜合財務報表附註 (續)**

FOR THE YEAR ENDED 31 DECEMBER 2025 截至2025年12月31日止年度

**21. PREPAYMENTS, DEPOSITS AND OTHER RECEIVABLES (continued)**

Note:

The compensation of HK\$96,791,000 has been received on 2 January 2025. As at 31 December 2024, the Group had assessed receivables from compensation of land resumption whether there has been a significant increase in credit risk since initial recognition. As at 31 December 2024, such receivables with gross amount of HK\$96,791,000 are without significant increase in credit risk on which 12-month ECL of nil were recognised.

**22. RESTRICTED BANK DEPOSITS**

As at 31 December 2025, restricted bank deposits of HK\$1,911,000 (2024: HK\$1,726,000) mainly represented guaranteed deposits placed in the banks in the Sri Lanka as securities for the bank overdraft.

**23. SHORT-TERM BANK DEPOSITS AND BANK BALANCES AND CASH**

Short-term bank deposits and bank balances, for the purpose of meeting the Group's short term cash commitment, carry market interest rates ranging from 0.01% to 5.00% (2024: 0.01% to 5.30%) per annum.

**24. TRADE AND BILLS PAYABLES****21. 預付款項、按金及其他應收款項 (續)**

附註：

已於2025年1月2日收取補償96,791,000港元。於2024年12月31日，本集團已評估應收土地徵收補償之信貸風險自初始確認以來是否顯著增加。於2024年12月31日，總額為96,791,000港元的有關應收款項之信貸風險並無顯著增加，且並無就其確認12個月預期信貸虧損。

**22. 受限制銀行存款**

於2025年12月31日，受限制銀行存款1,911,000港元（2024年：1,726,000港元）主要指存放於斯里蘭卡的銀行作為銀行透支抵押的有擔保存款。

**23. 短期銀行存款及銀行結餘及現金**

就履行本集團之短期現金承諾而言，短期銀行存款及銀行結餘乃按介乎0.01%至5.00%（2024年：0.01%至5.30%）之市場年利率計息。

**24. 營業及票據應付款項**

		At 31 December 於12月31日 2025 HK\$'000 千港元	At 31 December 於12月31日 2024 HK\$'000 千港元
Trade payables	營業應付款項	360,698	494,187
Bills payables	票據應付款項	78,763	68,357
		<b>439,461</b>	<b>562,544</b>

**NOTES TO THE CONSOLIDATED FINANCIAL STATEMENTS (continued)**  
**綜合財務報表附註(續)**

FOR THE YEAR ENDED 31 DECEMBER 2025 截至2025年12月31日止年度

**24. TRADE AND BILLS PAYABLES (continued)**

The following is an aging analysis of trade and bill payables based on the invoice dates, as at the end of the reporting period:

		<b>At 31 December</b> 於12月31日 <b>2025</b> <i>HK\$'000 千港元</i>	At 31 December 於12月31日 2024 <i>HK\$'000 千港元</i>
Within 1 month	1個月內	<b>232,784</b>	346,916
1 to 2 months	1至2個月	<b>121,896</b>	122,921
2 to 3 months	2至3個月	<b>35,789</b>	40,917
Over 3 months	3個月以上	<b>48,992</b>	51,790
		<b>439,461</b>	562,544

All the bills payables of the Group were not yet due at the end of the reporting period.

The credit period on purchase of goods ranges from 30 days to 120 days.

**25. OTHER PAYABLES AND ACCRUALS**

		<b>At 31 December</b> 於12月31日 <b>2025</b> <i>HK\$'000 千港元</i>	At 31 December 於12月31日 2024 <i>HK\$'000 千港元</i>
Other payables	其他應付款項	<b>152,323</b>	155,281
Accruals	應計費用	<b>123,961</b>	113,210
		<b>276,284</b>	268,491

**26. CONTRACT LIABILITIES**

The Group has recognised the following revenue-related contract liabilities:

		<b>At 31 December</b> 於12月31日 <b>2025</b> <i>HK\$'000 千港元</i>	At 31 December 於12月31日 2024 <i>HK\$'000 千港元</i>
Contract liabilities	合約負債	<b>21,838</b>	17,150

**24. 營業及票據應付款項(續)**

營業及票據應付款項按發票日期於報告期終的賬齡分析如下：

於報告期終，本集團之所有票據應付款項均未到期。

購貨的信貸期介乎30天至120天。

**25. 其他應付款項及應計費用**

**26. 合約負債**

本集團已確認以下收入相關合約負債：

**NOTES TO THE CONSOLIDATED FINANCIAL STATEMENTS (continued)****綜合財務報表附註 (續)**

FOR THE YEAR ENDED 31 DECEMBER 2025 截至2025年12月31日止年度

**26. CONTRACT LIABILITIES (continued)****Movements in contract liabilities**

		2025 HK\$'000 千港元	2024 HK\$'000 千港元
At 1 January	於1月1日	17,150	19,712
Decrease in contract liabilities as a result of recognising revenue during the year that was included in the contract liabilities at the beginning of the year	因年內確認年初計入合約負債的收入而導致合約負債減少	(17,150)	(19,641)
Increase in contract liabilities as a result of advanced consideration received from customers	因收自客戶的預付代價而導致的合約負債增加	21,700	17,150
Currency realignment	外幣換算差額	138	(71)
At 31 December (note 6)	於12月31日 (附註6)	21,838	17,150

Contract liabilities included advances received to deliver dyed fabrics, yarns and garments. In general, the Group receives certain percentage of the contract sum as advance payment from the customers up on signing the sales contracts.

**27. LEASE LIABILITIES****Nature of leasing activities (in the capacity as lessee)**

The Group leases a number of properties in the jurisdictions from which it operates. The Group leases various factories, staff quarters, offices premises, warehouse and machinery and equipment. Rental contracts are typically made for fixed periods from 2 to 50 years for land and buildings and 2 years for equipment. All rental contracts comprise only fixed payments over the lease terms.

Lease terms are negotiated on an individual basis and contain a wide range of different terms and conditions. The lease agreements do not impose any covenants. Leased assets may not be used as security for borrowing purposes.

**26. 合約負債 (續)****合約負債的變動**

		2025 HK\$'000 千港元	2024 HK\$'000 千港元
At 1 January	於1月1日	17,150	19,712
Decrease in contract liabilities as a result of recognising revenue during the year that was included in the contract liabilities at the beginning of the year	因年內確認年初計入合約負債的收入而導致合約負債減少	(17,150)	(19,641)
Increase in contract liabilities as a result of advanced consideration received from customers	因收自客戶的預付代價而導致的合約負債增加	21,700	17,150
Currency realignment	外幣換算差額	138	(71)
At 31 December (note 6)	於12月31日 (附註6)	21,838	17,150

合約負債包括交付色布、紗及成衣所收取的預付款項。一般而言，本集團於簽署銷售合約後向客戶收取合約金額的若干百分比作為預付款項。

**27. 租賃負債****租賃業務之性質 (作為承租人)**

本集團於其營運之司法地區租賃多項物業。本集團租賃多間工廠、員工宿舍、辦公室物業、倉庫以及機器及設備。租賃合約一般按固定年期2至50年 (就土地及建築物而言) 及2年 (就設備而言) 訂立。所有租賃合約僅包含於租賃期作出固定付款。

租賃期乃按個別基準進行磋商，且包含多種不同條款及條件。租賃協議不會施加任何契諾。租賃資產不得用作借款之抵押。

**NOTES TO THE CONSOLIDATED FINANCIAL STATEMENTS (continued)**  
**綜合財務報表附註(續)**

FOR THE YEAR ENDED 31 DECEMBER 2025 截至2025年12月31日止年度

**27. LEASE LIABILITIES (continued)**

**Nature of leasing activities (in the capacity as lessee) (continued)**

The lease payments are discounted using the interest rate implicit in the lease. If that rate cannot be readily determined, which is generally the case for leases in the Group, the lessee's incremental borrowing rate is used, being the rate that the individual lessee would have to pay to borrow the funds necessary to obtain an asset of similar value to the right-of-use asset in a similar economic environment with similar terms, security and conditions.

To determine in incremental borrowing rate, the Group:

- where possible, use recent third-party financing received by the individual lessee as a starting point, adjusted to reflect changes in financing conditions since third party financing was received;
- use a build-up approach that starts with a risk-free interest rate adjusted for credit risk of lessee; and
- makes adjustments specific to the lease, e.g. term, country, currency and security.

**27. 租賃負債(續)**

**租賃業務之性質(作為承租人)(續)**

租賃款項乃使用租賃隱含之利率貼現。倘無法輕易釐定該利率(本集團之租賃通常如此),則使用承租人之增量借款利率,即個別承租人於類似經濟環境根據類似條款、抵押及條件為借入取得與使用權資產價值相若之資產所需之資金而將須支付之利率。

為釐定增量借款利率,本集團:

- 在可能情況下使用個別承租人近期取得之第三方融資作為基點,並作出調整以反映自取得第三方融資以來融資條件之變動;
- 使用累加法,首先就承租人之信貸風險調整無風險利率;及
- 對租賃作出特定調整,如年期、國家、貨幣及抵押。

Lease liabilities	租賃負債	Land and buildings 土地及建築物 HK\$'000 千港元	Equipment 設備 HK\$'000 千港元	Total 總值 HK\$'000 千港元
At 1 January 2024	於2024年1月1日	125,009	464	125,473
Additions	增加	7,794	-	7,794
Interest expense	利息支出	6,124	11	6,135
Lease payments	租賃款項	(33,723)	(115)	(33,838)
Effect on modification (note 15(i))	修改之影響(附註15(i))	31,199	-	31,199
Currency realignment	外幣換算差額	(2,891)	-	(2,891)
At 31 December 2024	於2024年12月31日	133,512	360	133,872
Additions	增加	88,866	-	88,866
Interest expense	利息支出	6,828	8	6,836
Lease payments	租賃款項	(40,311)	(116)	(40,427)
Effect on modification (note 15(i))	修改之影響(附註15(i))	(6,333)	-	(6,333)
Currency realignment	外幣換算差額	3,104	-	3,104
At 31 December 2025	於2025年12月31日	185,666	252	185,918

**NOTES TO THE CONSOLIDATED FINANCIAL STATEMENTS (continued)****綜合財務報表附註 (續)**

FOR THE YEAR ENDED 31 DECEMBER 2025 截至2025年12月31日止年度

**27. LEASE LIABILITIES (continued)****Nature of leasing activities (in the capacity as lessee) (continued)**

The analysis of the present value of future lease payments is follows:

**27. 租賃負債 (續)****租賃業務之性質 (作為承租人) (續)**

未來租賃款項之現值分析如下：

		At 31 December 於12月31日 2025 HK\$'000 千港元	At 31 December 於12月31日 2024 HK\$'000 千港元
Current liabilities	流動負債	36,185	22,350
Non-current liabilities	非流動負債	149,733	111,522
		<b>185,918</b>	<b>133,872</b>
<b>Amounts payable under lease liabilities</b>		<b>At 31 December 於12月31日 2025 HK\$'000 千港元</b>	<b>At 31 December 於12月31日 2024 HK\$'000 千港元</b>
	<b>租賃負債項下應付金額</b>		
Within 1 year	一年內	36,185	22,350
After 1 year but within 2 years	一至兩年	37,431	13,981
After 2 years but within 5 years	兩至五年	41,860	20,181
After 5 years	五年以上	70,442	77,360
		<b>185,918</b>	<b>133,872</b>
Less: Amount due for settlement within 12 months (shown under current liabilities)	減：於12個月內到期應付款項 (呈列於流動負債項下)	<b>(36,185)</b>	<b>(22,350)</b>
Amount due for settlement after 12 months	於12個月後到期應付款項	<b>149,733</b>	<b>111,522</b>
		<b>At 31 December 於12月31日 2025 HK\$'000 千港元</b>	<b>At 31 December 於12月31日 2024 HK\$'000 千港元</b>
Short-term leases expenses	短期租賃支出	1,282	1,341
Aggregate undiscounted commitments for short-term leases	未貼現短期租賃承擔總額	-	33
Total cash outflows for leases which includes payments of principal and interest portion of lease liabilities and short-term leases expenses	租賃現金流出總額 (包括支付租賃負債的本金及利息部分) 及短期租賃支出	<b>41,709</b>	<b>35,179</b>

**NOTES TO THE CONSOLIDATED FINANCIAL STATEMENTS (continued)**  
**綜合財務報表附註(續)**

FOR THE YEAR ENDED 31 DECEMBER 2025 截至2025年12月31日止年度

**28. AMOUNTS DUE TO NON-CONTROLLING SHAREHOLDERS/AN ASSOCIATE**

**(a) Amounts due to non-controlling shareholders**

The amounts are unsecured, interest-free and repayable on demand.

**(b) Amounts due to an associate**

The amount is unsecured, interest-free and repayable with agreed 60 days credit period.

**29. DEFERRED INCOME**

**28. 欠非控股股東／一間聯營公司款項**

**(a) 欠非控股股東款項**

有關款項為無抵押、免息及應要求償還。

**(b) 欠一間聯營公司款項**

有關款項為無抵押、免息及須於60天協定信貸期間償還。

**29. 遞延收入**

		At 31 December 於12月31日 2025 HK\$'000 千港元	At 31 December 於12月31日 2024 HK\$'000 千港元
Arising from government grants (note i and iii)	由政府補貼所產生 (附註i及iii)	50,907	53,048
Arising from rental income (note ii)	由租金收入所產生 (附註ii)	17,039	19,978
		<b>67,946</b>	73,026
Current	流動	5,548	5,470
Non-current	非流動	62,398	67,556
		<b>67,946</b>	73,026

Notes:

- (i) In 2008, the Group received a government subsidy of HK\$72,912,000 for the purchase of certain assets, which had been deferred to recognise as income over the useful lives of the relevant assets upon the fulfillment of the relevant conditions. The Group has no unfulfilled conditions attaching to the government grants.
- (ii) In 2021, the Group received the rental income of HK\$33,941,000 for the leasing of three investment properties, which had been deferred to recognise as income over the rental periods of 9 to 10 years.
- (iii) In 2022, the Group received a government subsidy of HK\$832,000 for the purchase of machinery, which had been deferred to recognise as income over the useful lives of the relevant assets upon the fulfillment of the relevant conditions. The Group has no unfulfilled conditions attaching to the government grants.

附註：

- (i) 於2008年，本集團已收一項政府補貼72,912,000港元，用於購買若干資產，補貼已於達成相關條件後按有關資產可使用年期確認為收入。本集團並無該等政府補貼所附帶的未達成條件。
- (ii) 於2021年，本集團已收出租三處投資物業的租金收入33,941,000港元，已按租期9至10年遞延確認為收入。
- (iii) 於2022年，本集團已收一項政府補貼832,000港元，用於購買機器，補貼已於達成相關條件後按有關資產可使用年期確認為收入。本集團並無該等政府補貼所附帶的未達成條件。

## NOTES TO THE CONSOLIDATED FINANCIAL STATEMENTS (continued)

## 綜合財務報表附註(續)

FOR THE YEAR ENDED 31 DECEMBER 2025 截至2025年12月31日止年度

## 30. BANK BORROWING

		At 31 December 於12月31日 2025 HK\$'000 千港元	At 31 December 於12月31日 2024 HK\$'000 千港元
Unsecured borrowings:	無抵押借貸：		
Bank loans	銀行貸款	-	48,795
		-	48,795
Repayable as follows:	須於下列期間償還：		
On demand or within one year (note)	應要求償還或1年內(附註)	-	48,795
		-	48,795
Less: Amounts repayable on demand or due within one year shown under current liabilities	減：列入流動負債應要求償還或1年內到期的金額		
- bank borrowings due within one year	- 1年內到期的銀行借貸	-	(48,795)
Amounts due after one year	1年後到期金額	-	-

Note: As at 31 December 2024, the current liabilities include all bank loans that are scheduled to repay within one year (2025: nil).

As at 31 December 2024, the bank borrowings with carrying amount of HK\$48,795,000 (2025: nil) of the Group are variable rate borrowings which carry interest at the Hong Kong Interbank Offered Rate ("HIBOR") plus a spread, ranging from 1% to 1.7% (2025: nil) or Secured Overnight Financing Rate ("SOFR") plus a spread, ranging from 1.05% to 2.23% (2025: nil) per annum. The average effective interest rates of the bank borrowings of the Group is 3.14% (2024: 6.24%) per annum.

Pursuant to the Group's banking facilities letters, the Group was required to maintain a number of covenant ratios. During the years ended 31 December 2025 and 2024, the Group had complied with all covenant ratios.

As at 31 December 2024, the Group's borrowings with the carrying amount of HK\$48,795,000 (2025: nil) are subject to the fulfillment of covenants relating to the consolidated tangible net worth of the Group not less than HK\$2,500,000,000 and the consolidated total bank borrowings to the consolidated tangible net worth not exceed 105% at any time throughout the loan term. If the Group were to breach the covenants the drawn down facilities would become payable on demand. The Group regularly monitors its compliance with these covenants. Further details of the Group's management of liquidity risk are set out in note 37. As at 31 December 2025 and 2024, none of the covenants relating to drawn down facilities had been breached.

## 30. 銀行借貸

		At 31 December 於12月31日 2025 HK\$'000 千港元	At 31 December 於12月31日 2024 HK\$'000 千港元
Unsecured borrowings:	無抵押借貸：		
Bank loans	銀行貸款	-	48,795
		-	48,795
Repayable as follows:	須於下列期間償還：		
On demand or within one year (note)	應要求償還或1年內(附註)	-	48,795
		-	48,795
Less: Amounts repayable on demand or due within one year shown under current liabilities	減：列入流動負債應要求償還或1年內到期的金額		
- bank borrowings due within one year	- 1年內到期的銀行借貸	-	(48,795)
Amounts due after one year	1年後到期金額	-	-

附註：於2024年12月31日，流動負債包括所有須於1年內到期償還之銀行貸款(2025年：無)。

於2024年12月31日，本集團賬面值48,795,000港元的銀行借貸(2025年：無)為浮息借貸，按香港銀行同業拆息(「香港銀行同業拆息」)加上息差介乎1%至1.7%(2025年：無)或有擔保隔夜融資利率(「有擔保隔夜融資利率」)加上息差介乎1.05%至2.23%(2025年：無)之年利率計息。本集團銀行借貸之平均實際年利率為3.14%(2024年：6.24%)。

根據本集團的銀行融資函件，本集團須維持數個契約比率。於截至2025年及2024年12月31日止年度，本集團已遵守所有契約比率。

於2024年12月31日，本集團賬面值為48,795,000港元(2025年：無)的借款須履行與本集團不少於2,500,000,000港元的綜合有形淨值有關的契諾，且在整個貸款期內，綜合銀行借貸總額與綜合有形淨值的比率不得超過105%。倘本集團違反契諾，所提取的融資將須應要求償還。本集團定期監測其遵守該等契諾的情況。有關本集團管理流動資金風險的進一步詳情載於附註37。於2025年及2024年12月31日，概無與已提取融資有關的契諾遭違反。

**NOTES TO THE CONSOLIDATED FINANCIAL STATEMENTS (continued)**  
**綜合財務報表附註(續)**

FOR THE YEAR ENDED 31 DECEMBER 2025 截至2025年12月31日止年度

**30. BANK BORROWING (continued)**

As at 31 December 2025 and 2024, the Group complied with the covenants that were required to be met on or before 31 December 2025.

**30. 銀行借貸(續)**

於2025年及2024年12月31日，本集團已遵守於2025年12月31日或之前須履行的契諾。

**31. SHARE CAPITAL**

**31. 股本**

		At 31 December 於12月31日 2025		At 31 December 於12月31日 2024	
		No. of shares 股份數目	HK\$'000 千港元	No. of shares 股份數目	HK\$'000 千港元
Ordinary shares, issued and fully paid At beginning and at end of the year	普通股，已發行及繳足 於年初及於年終	1,225,026,960	889,810	1,225,026,960	889,810

In accordance with section 135 of the Hong Kong Companies Ordinance (Cap. 622), the ordinary shares of the Company do not have a par value.

根據香港公司條例(第622章)第135條，本公司的普通股並無票面價值。

**32. NON-CONTROLLING INTERESTS**

Ocean Lanka (Private) Limited, a 60% (2024: 60%) owned subsidiary of the Company, has material non-controlling interests ("NCI"). The NCI of all other subsidiaries that are not 100% owned by the Group are considered not to be material.

**32. 非控股權益**

本公司於一間附屬公司海洋蘭卡(私人)有限公司擁有60%(2024年:60%)股權的重大非控股權益(「非控股權益」)。並非由本集團擁有100%權益之所有其他附屬公司之非控股權益被認為並不重大。

**NOTES TO THE CONSOLIDATED FINANCIAL STATEMENTS (continued)****綜合財務報表附註 (續)**

FOR THE YEAR ENDED 31 DECEMBER 2025 截至2025年12月31日止年度

**32. NON-CONTROLLING INTERESTS (continued)**

Summarised financial information in relation to the NCI of Ocean Lanka (Private) Limited, before intra-group eliminations, is presented below:

**32. 非控股權益 (續)**

於集團內部對銷之前，有關海洋蘭卡(私人)有限公司非控股權益的概要財務資料呈列如下：

		2025 HK\$'000 千港元	2024 HK\$'000 千港元
<b>For the year ended 31 December</b>	<b>截至12月31日止年度</b>		
Revenue	營業額	954,606	928,303
Expenses	開支	69,331	54,401
Profit for the year	是年度盈利	25,927	47,853
Other comprehensive income/(expense)	其他全面收益／(開支)	710	(3,047)
Total comprehensive income	全面收益總額	26,637	44,806
Profit allocated to NCI	分配至非控股權益的盈利	10,371	19,141
Other comprehensive income/(expense) allocated to NCI	分配至非控股權益的 其他全面收益／(開支)	284	(1,219)
Total comprehensive income allocated to NCI	分配至非控股權益的全面收益總值	10,655	17,922
<b>For the year ended 31 December</b>	<b>截至12月31日止年度</b>		
Cash flows from (used in) operating activities	營運項目所得(所用)的現金流量	88,640	(28,791)
Cash flows used in investing activities	投資項目所用的現金流量	(41,566)	(19,916)
Cash flows used in financing activities	融資項目所用的現金流量	(194)	(275)
Effect of exchange rate changes on cash and cash equivalents	匯率變動對現金及等同現金項目的影響	178	(1,015)
Net cash inflows/(outflows)	現金流入／(流出)淨額	47,058	(49,997)
		<b>At 31 December 於12月31日 2025 HK\$'000 千港元</b>	<b>At 31 December 於12月31日 2024 HK\$'000 千港元</b>
Current assets	流動資產	481,754	496,525
Non-current assets	非流動資產	213,381	176,251
Current liabilities	流動負債	(137,997)	(136,652)
Non-current liabilities	非流動負債	(39,411)	(45,035)
Net assets	資產淨值	517,727	491,089
Accumulated non-controlling interests	累計非控股權益	207,091	196,436

**NOTES TO THE CONSOLIDATED FINANCIAL STATEMENTS (continued)**  
**綜合財務報表附註(續)**

FOR THE YEAR ENDED 31 DECEMBER 2025 截至2025年12月31日止年度

**33. RESERVES**

**The Group**

The Group's reserves and the movements therein for the current and prior years are presented in the consolidated statement of changes in equity.

**The Company**

**33. 儲備**

**本集團**

本集團本年度及過往年度的儲備及其變動載列於綜合權益變動表。

**本公司**

		<b>Retained earnings</b>
		<b>滾存盈利</b>
		<i>HK\$'000 千港元</i>
As 1 January 2024	於2024年1月1日	1,035,531
Loss for the year	是年度虧損	(33,496)
Dividend recognised as distribution	已確認為分派之股息	(36,751)
As 31 December 2024	於2024年12月31日	965,284
Profit for the year	是年度盈利	9,923
Dividend recognised as distribution	已確認為分派之股息	(67,376)
As 31 December 2025	於2025年12月31日	907,831

## NOTES TO THE CONSOLIDATED FINANCIAL STATEMENTS (continued)

## 綜合財務報表附註(續)

FOR THE YEAR ENDED 31 DECEMBER 2025 截至2025年12月31日止年度

## 34. HOLDING COMPANY'S STATEMENT OF FINANCIAL POSITION

## 34. 控股公司之財務狀況報表

		Notes 附註	At 31 December 於12月31日 2025 HK\$'000 千港元	At 31 December 於12月31日 2024 HK\$'000 千港元
<b>Non-current assets</b>	<b>非流動資產</b>			
Property, plant and equipment	物業、機器及設備		570	865
Right-of-use assets	使用權資產		243	351
Investments in subsidiaries	附屬公司投資		7,650	7,650
			<b>8,463</b>	8,866
<b>Current assets</b>	<b>流動資產</b>			
Prepayments, deposits and other receivables	預付款項、按金及其他應收款項		2,546	1,460
Amounts due from subsidiaries	附屬公司所欠款項	ii	1,893,748	2,234,315
Bank balances and cash	銀行結餘及現金		320,920	81,266
			<b>2,217,214</b>	2,317,041
<b>Current liabilities</b>	<b>流動負債</b>			
Other payables and accruals	其他應付款項及應計費用		17,141	8,814
Lease liabilities – current portion	租賃負債—流動部分		110	107
Amounts due to subsidiaries	欠附屬公司款項	ii	410,643	461,640
			<b>427,894</b>	470,561
<b>Net current assets</b>	<b>流動資產淨值</b>		<b>1,789,320</b>	1,846,480
<b>Total assets less current liabilities</b>	<b>資產總值減流動負債</b>		<b>1,797,783</b>	1,855,346
<b>Non-current liabilities</b>	<b>非流動負債</b>			
Lease liabilities – non-current portion	租賃負債—非流動部分		142	252
<b>Net assets</b>	<b>資產淨值</b>		<b>1,797,641</b>	1,855,094
<b>Capital and reserves</b>	<b>資本及儲備</b>			
Share capital	股本	31	889,810	889,810
Reserves	儲備	33	907,831	965,284
<b>Total equity</b>	<b>權益總值</b>		<b>1,797,641</b>	1,855,094

The Company's statement of financial position was approved and authorised for issue by the Board of Directors on 19 March 2026 and are signed on its behalf by:

本公司財務狀況表已於2026年3月19日由董事會通過及核准發放，並由下列董事代表簽署：

**LI Gang**  
李剛  
Director  
董事

**YAU Hang Tat, Andrew**  
邱恒達  
Director  
董事

## NOTES TO THE CONSOLIDATED FINANCIAL STATEMENTS (continued)

### 綜合財務報表附註(續)

FOR THE YEAR ENDED 31 DECEMBER 2025 截至2025年12月31日止年度

### 34. HOLDING COMPANY'S STATEMENT OF FINANCIAL POSITION (continued)

Notes:

- (i) As at December 2025, investment in subsidiaries are carried at cost of approximately HK\$7,650,000 (2024 HK\$7,650,000) less accumulated impairment loss of nil (2024: nil).
- (ii) The amounts due from/to subsidiaries are unsecured, interest-free and repayable on demand. The management considered that the amounts due from subsidiaries to be low credit risk and thus no impairment provision is recognised.

### 35. INVESTMENTS IN SUBSIDIARIES

Particulars of the principal subsidiaries of the Company at 31 December 2025 and 31 December 2024 are as follows:

Name of subsidiary 附屬公司名稱	Place/country of incorporation/ registration and operation 註冊成立/登記及 營業所在地/國家	Issued and fully paid share capital/ registered capital 已發行及 繳足的股本/ 登記股本	Proportion of issued share capital/registered capital held by the Company 本公司所持已發行股本/ 登記股本的比率		Principal activities 主要業務
			Directly 直接 %	Indirectly 間接 %	
Dongguan Shatin Lake Side Textile Printing & Dyeing Co., Ltd. (note b) 東莞沙田麗海紡織印染有限公司 (附註b)	The PRC 中國	HK\$307,500,000 307,500,000港元	-	100 (2024: 95)	Knitting, dyeing, printing and sales of dyed fabrics 針織、染色、印花和銷售色布
Fountain Set Limited 福田實業有限公司	Hong Kong 香港	HK\$3,000,000 3,000,000港元	100	-	Trading of dyed fabrics and yarns 色布及色紗貿易
Highscene Limited 漢盛有限公司	Hong Kong 香港	HK\$3,000,000 3,000,000港元	100	-	Trading of yarns, dyestuffs and chemicals 胚紗及顏料貿易
Hiway Textiles Limited 海匯紡織有限公司	Hong Kong 香港	HK\$2 2港元	-	100	Trading of garments 成衣貿易
Jiangyin Fuhui Textiles Limited (note a) 江陰福匯紡織有限公司 (附註a)	The PRC 中國	United States Dollar ("USD") 54,000,000 (2024: 110,000,000) 54,000,000 (2024年: 110,000,000) 美元 (「美元」)	-	100	Knitting and sales of knitted fabrics and yarns 針織及銷售針織色布及色紗
Lake Side Printing Factory Limited 麗海印花廠有限公司	Hong Kong 香港	HK\$2 2港元	100	-	Investment holding 投資控股
Ningbo Young Top Garments Co., Ltd. (note a) 寧波創裕製衣有限公司 (附註a)	The PRC 中國	USD10,000,000 10,000,000美元	-	55.5	Production and sales of garments 製造及銷售成衣
Ocean Lanka (Private) Limited 海洋蘭卡(私人)有限公司	Democratic Socialist Republic of Sri Lanka 斯里蘭卡民主社會主義共和國	Sri Lanka Rupee ("LKR") 985,000,000 985,000,000 斯里蘭卡盧比 (「盧比」)	-	60	Knitting dyeing, printing and sales of dyed fabrics 針織、染色、印花和銷售色布

### 34. 控股公司之財務狀況報表(續)

附註:

- (i) 於2025年12月31日, 附屬公司投資按成本約為7,650,000港元(2024年: 7,650,000港元) 減累計減值損失為零(2024年: 零) 列值。
- (ii) 附屬公司所欠款項/ 欠附屬公司款項為無抵押、免息及應要求償還。管理層認為附屬公司所欠款項信貸風險較低, 故並無確認減值撥備。

### 35. 附屬公司投資

於2025年12月31日及2024年12月31日本公司主要附屬公司的詳情如下:

## NOTES TO THE CONSOLIDATED FINANCIAL STATEMENTS (continued)

## 綜合財務報表附註(續)

FOR THE YEAR ENDED 31 DECEMBER 2025 截至2025年12月31日止年度

## 35. INVESTMENTS IN SUBSIDIARIES (continued)

Name of subsidiary 附屬公司名稱	Place/country of incorporation/ registration and operation 註冊成立/登記及 營業所在地/國家	Issued and fully paid share capital/ registered capital 已發行及 繳足的股本/ 登記股本	Proportion of issued share capital/registered capital held by the Company 本公司所持已發行股本/ 登記股本的比率		Principal activities 主要業務
			Directly 直接 %	Indirectly 間接 %	
Ocean Yarn Dyeing Factory Limited 海洋染紗廠有限公司	Hong Kong 香港	HK\$2 2港元	100	-	Investment holding 投資控股
Shanghai Fuhui Textiles Trading Co., Ltd. (note a) 上海福匯紡織貿易有限公司 (附註a)	The PRC 中國	Renminbi ("RMB") 5,000,000 人民幣(「人民幣」) 5,000,000元	-	100	Trading of dyed fabrics 色布貿易
深圳福力紡織品有限公司 (note a) (附註a)	The PRC 中國	RMB35,000,000 人民幣35,000,000元	-	100	Trading of dyed fabrics 色布貿易
Sugjian Young Top Garments Co., Ltd. (note a) 宿遷創裕製衣有限公司 (附註a)	The PRC 中國	USD800,000 800,000美元	-	55.5	Production and sales of garments 製造及銷售成衣
東莞福田綠洲供熱有限公司 (note a)	The PRC 中國	RMB90,000,000 人民幣90,000,000元	-	100	Heating supply 熱力供應
Yancheng Fuhui Textiles Limited (note a) 鹽城福匯紡織有限公司 (附註a)	The PRC 中國	USD149,000,000 149,000,000美元	-	100	Knitting, dyeing and sales of dyed fabrics and yarns 針織、染色和銷售色布及色紗

## Notes:

- (a) Companies are established as wholly foreign owned enterprise in the PRC.  
(b) Companies are established as cooperative joint ventures in the PRC.

The above table includes the subsidiaries of the Company which, in the opinion of the directors of the Company, principally affected the results of the Group for the year or formed a substantial portion of the assets and liabilities of the Group at the end of the reporting period. To give details of other subsidiaries would, in the opinion of the directors of the Company, result in particulars of excessive length.

None of the subsidiaries had issued any debt securities during and at the end of the year.

## 35. 附屬公司投資(續)

## 附註：

- (a) 於中國以外商獨資企業成立的公司。  
(b) 於中國以合資經營的合作形式成立的公司。

以上本公司的附屬公司乃基於本公司董事認為其對本集團是年度業績有重要影響或構成本集團於報告期終的資產及負債重要部分而表列。本公司董事認為併列其他附屬公司的詳情會引致篇幅過於冗長。

於年內及年末，所有附屬公司概無發行任何債務證券。

**NOTES TO THE CONSOLIDATED FINANCIAL STATEMENTS (continued)**  
**綜合財務報表附註(續)**

FOR THE YEAR ENDED 31 DECEMBER 2025 截至2025年12月31日止年度

**36. CAPITAL RISK MANAGEMENT**

The Group manages its capital to ensure that entities in the Group will be able to continue as a going concern while maximising the return to stakeholders through the optimisation of the debt and equity balance. The Group's overall strategy remains unchanged from prior years.

The capital structure of the Group consists of debts, which include the borrowings disclosed in note 30, and equity attributable to owners of the Company, comprising issued share capital and reserves.

The directors of the Company review the capital structure on an on-going basis. As part of this review, the directors of the Company consider the cost of capital and the risks associated with the share capital. Based on recommendations of the directors of the Company, the Group may balance its overall capital structure through the payment of dividends, new share issues and share buy-backs as well as the issue of new debts and the redemption of existing debts.

The Group also monitors capital using a gearing ratio, which is total liabilities divided by total capital. Total liabilities is calculated as current liabilities and non-current liabilities. Capital includes equity attributable to owners of the Company. The gearing ratio at the end of reporting period was as follows:

**36. 資本風險管理**

本集團管理資本之目的，在於確保本集團各實體得以持續經營，同時透過取得債務與權益之間的最佳平衡，為持份者爭取最大回報。本集團的整體策略與往年一致。

本集團的資本架構包括債務(當中包括附註30所披露的借貸)及本公司擁有人應佔權益(包括已發行股本及儲備)。

本公司董事按持續基準檢討資本架構。作為檢討一部分，本公司董事考慮資本的成本與股本的相關風險。根據本公司董事的建議，本集團會以透過派發股息、發行新股及購回股份以及發行新債務及贖回現有債務以平衡其整體資本架構。

本集團亦使用資本負債比率(即負債總額除以總資本)監控其資本。負債總額乃按流動負債及非流動負債計算。資本包括本公司擁有人應佔權益。於報告期終的資本負債比率如下：

		<b>At 31 December 2025 於12月31日 2025 HK\$'000 千港元</b>	At 31 December 2024 於12月31日 2024 HK\$'000 千港元
Total liabilities	負債總額	<b>1,043,007</b>	1,158,845
Equity attributable to owners of the Company	本公司擁有人應佔權益	<b>3,249,670</b>	3,237,589
Gearing ratio	資本負債比率	<b>32.1%</b>	35.8%

**NOTES TO THE CONSOLIDATED FINANCIAL STATEMENTS (continued)****綜合財務報表附註 (續)**

FOR THE YEAR ENDED 31 DECEMBER 2025 截至2025年12月31日止年度

**37. FINANCIAL INSTRUMENTS****(a) Categories of financial instruments**

		<b>At 31 December</b> 於12月31日 <b>2025</b> <b>HK\$'000 千港元</b>	At 31 December 於12月31日 2024 HK\$'000 千港元
<b>Financial assets</b>	<b>金融資產</b>		
Financial assets measured at amortised cost (including cash and cash equivalents)	按攤銷成本計量的金融資產 (包括現金及等同現金項目)	<b>2,270,286</b>	2,217,374
<b>Financial liabilities</b>	<b>金融負債</b>		
Financial liabilities measured at amortised cost	按攤銷成本計量的金融負債	<b>588,381</b>	779,589

**(b) Financial risk management objectives and policies**

The major financial instruments of the Group include trade and bills receivables, deposits, other receivables, restricted and short-term bank deposits, bank balances and cash, trade and bills payables, other payables and accruals, amounts due to non-controlling shareholders, amount due to an associate and bank borrowings. Details of these financial instruments are disclosed in respective notes. The risks associated with these financial instruments include market risk (currency risk and interest rate risk), credit risk and liquidity risk. The policies on how to mitigate these risks are set out below. Management manages and monitors these exposures to ensure appropriate measures are implemented on a timely and effective manner.

**Market risk***(i) Currency risk*

Certain entities in the Group have foreign currency transactions, which expose the Group to foreign currency risk.

The Group manages and monitors foreign exchange exposures to ensure appropriate measures are implemented on a timely and effective manner. To mitigate the risk of foreign currency, the Group manages the foreign currency receivables, payables, bank balances and bank borrowings by performing regular review. The Group will continue to assess if the use of the foreign currency hedging strategy as appropriate in order to mitigate the foreign currency risk.

**37. 金融工具****(a) 金融工具類別****(b) 財務風險管理目標及政策**

本集團的主要金融工具包括營業及票據應收款項、按金、其他應收款項、受限制及短期銀行存款、銀行結餘及現金、營業及票據應付款項、其他應付款項及應計費用、欠非控股股東的款項、欠一間聯營公司的款項及銀行借貸。該等金融工具之詳情已於各自附註中披露。與該等金融工具有關的風險包括市場風險(貨幣風險及利率風險)、信貸風險及流動資金風險。下文載列有關如何降低該等風險的政策。管理層管理及監控該等風險，以確保及時和有效地採取適當措施。

**市場風險***(i) 貨幣風險*

本集團若干實體有外幣交易，故本集團涉及外幣風險。

本集團管理及監控外匯風險，以確保及時和有效地採取適當措施。為降低外幣風險，本集團透過定期檢討以管理外幣之應收款項、應付款項、銀行結餘及銀行借貸。本集團將繼續評估是否使用適當外幣對沖策略以降低外幣風險。

**NOTES TO THE CONSOLIDATED FINANCIAL STATEMENTS (continued)**  
**綜合財務報表附註(續)**

FOR THE YEAR ENDED 31 DECEMBER 2025 截至2025年12月31日止年度

**37. FINANCIAL INSTRUMENTS (continued)**

**(b) Financial risk management objectives and policies (continued)**

**Market risk (continued)**

(i) *Currency risk (continued)*

At the end of the reporting period, the carrying amounts of foreign currency denominated monetary assets and monetary liabilities of the Group that are considered significant by the management are as follows:

		Assets		Liabilities	
		資產		負債	
		As 31 December	As 31 December	As 31 December	As 31 December
		於12月31日	於12月31日	於12月31日	於12月31日
		2025	2024	2025	2024
		HK\$'000 千港元	HK\$'000 千港元	HK\$'000 千港元	HK\$'000 千港元
USD	美元	1,114,066	975,930	76,184	116,715
RMB	人民幣	406,355	390,915	430,647	455,441
LKR	盧比	734	28,636	-	-
HK\$	港元	2,102	5,527	26,637	13,606

Sensitivity analysis

The Group is mainly exposed to the risk of fluctuation of USD, RMB, LKR and HK\$ when such currencies are different from the functional currency of the relevant group entities.

The following table detail the sensitivity of the Group to a 5% (2024: 5%) increase and decrease in the above foreign currencies against the functional currency of the corresponding group entity, except for HK\$ against USD since HK\$ is pegged to USD. 5% is the sensitivity rate used when reporting foreign currency risk internally to key management personnel and represents management's assessment of the reasonably possible change in foreign exchange rates. The sensitivity analysis includes only outstanding foreign currency denominated monetary items at the year end for a 5% (2024: 5%) change in foreign currency rates. On this basis, there will be an increase/(a decrease) in pre-tax profit for the year (2024: an increase/(a decrease) in pre-tax profit) where foreign currencies strengthen against the functional currencies of the corresponding group entity by 5% (2024: 5%), and vice versa. The analysis is performed on the same basis for 2024.

**37. 金融工具(續)**

**(b) 財務風險管理目標及政策(續)**

**市場風險(續)**

(i) *貨幣風險(續)*

於報告期終，管理層認為屬重大的本集團以外幣列值的貨幣資產及貨幣負債的賬面值如下：

敏感度分析

本集團主要涉及美元、人民幣、盧比及港元(當該等貨幣與相關集團實體的功能貨幣不同時)的波動風險。

下表詳細載列本集團對上述外幣兌相關集團實體功能貨幣升值或貶值5%(2024年:5%)的敏感度,由於港元與美元掛鈎,因此港元兌美元除外。5%為向主要管理人員內部呈報外匯風險及管理人員對匯率可能合理變動的評估所採用的敏感度比率。敏感度分析僅包括於年終尚未結算以外幣列值的貨幣項目,按5%(2024年:5%)的外匯率變動調整其換算。按此基準,當外幣兌相關集團實體功能貨幣升值5%(2024年:5%),是年度稅前盈利將會增加/(減少)(2024年:稅前盈利增加/(減少)),反之亦然。有關分析乃按2024年的相同基準進行。

**NOTES TO THE CONSOLIDATED FINANCIAL STATEMENTS (continued)****綜合財務報表附註 (續)**

FOR THE YEAR ENDED 31 DECEMBER 2025 截至2025年12月31日止年度

**37. FINANCIAL INSTRUMENTS (continued)****(b) Financial risk management objectives and policies (continued)****Market risk (continued)***(i) Currency risk (continued)*

Sensitivity analysis (continued)

Monetary assets and monetary liabilities

		<b>At 31 December 於12月31日 2025 HK\$'000 千港元 Increase/ (decrease) in pre-tax profit 稅前盈利 增加／(減少)</b>	At 31 December 於12月31日 2024 HK\$'000 千港元 Increase/ (decrease) in pre-tax profit 稅前盈利 增加／(減少)
RMB against HK\$	人民幣兌港元	<b>(1,215)</b>	(3,226)
LKR against HK\$	盧比兌港元	<b>37</b>	1,432
		<b>(1,178)</b>	(1,794)

*(ii) Interest rate risk*

The Group is mainly exposed to cash flow interest rate risk primarily in relation to variable-rate bank balances and borrowings. It is the Group's policy to keep its bank borrowings at floating rate of interests so as to minimise the fair value interest rate risk. The Group's cash flow interest rate risk is mainly concentrated on the fluctuation of HIBOR or SOFR arising from the Group's variable-rate bank borrowings. In view of the frequent changes in market interest rate, the Group shall monitor the interest rate fluctuation closely and arrange appropriate financial instruments to minimise the interest rate risk.

## Sensitivity analysis

The sensitivity analysis below has been determined based on the exposure to interest rates for non-derivative instruments (included variable-rate borrowings only as the directors of the Company consider the exposure of cash flow interest rate risk arising from variable-rate bank balances is not significant) at 31 December 2025 and 2024. The analysis is prepared assuming the amount of liability outstanding at the end of the reporting period was outstanding for the whole year. A 50 (2024: 50) basis points increase or decrease in interest rate is used when reporting interest rate risk internally to key management personnel and represents management's assessment of the reasonably possible change in interest rates.

**37. 金融工具 (續)****(b) 財務風險管理目標及政策 (續)****市場風險 (續)***(i) 貨幣風險 (續)*

敏感度分析 (續)

貨幣資產及貨幣負債

		<b>At 31 December 於12月31日 2025 HK\$'000 千港元 Increase/ (decrease) in pre-tax profit 稅前盈利 增加／(減少)</b>	At 31 December 於12月31日 2024 HK\$'000 千港元 Increase/ (decrease) in pre-tax profit 稅前盈利 增加／(減少)
RMB against HK\$	人民幣兌港元	<b>(1,215)</b>	(3,226)
LKR against HK\$	盧比兌港元	<b>37</b>	1,432
		<b>(1,178)</b>	(1,794)

*(ii) 利率風險*

本集團的現金流量利率風險主要與浮息銀行結餘及借貸有關。本集團的政策是維持其銀行借貸於浮動利率以減低公平價值利率風險。本集團的現金流量利率風險主要集中於由本集團浮息銀行借貸產生之香港銀行同業拆息或有擔保隔夜融資利率波動。由於市場利率頻繁變動，本集團會密切留意利率波動，並安排合適的金融工具降低利率風險。

## 敏感度分析

下列敏感度分析根據非衍生工具 (僅包括浮息借貸，因本公司董事認為浮息銀行結餘產生之現金流量利率風險並不重大) 於2025年及2024年12月31日的利率風險釐定。有關分析乃基於報告期終尚未償還的負債數額在本年整個年度內均為未償還的假設而編製。向主要管理人員內部呈報利率風險乃採用50個 (2024年：50個) 基點的升降，代表管理層對利率可能合理變動的評估。

**NOTES TO THE CONSOLIDATED FINANCIAL STATEMENTS (continued)**  
**綜合財務報表附註(續)**

FOR THE YEAR ENDED 31 DECEMBER 2025 截至2025年12月31日止年度

**37. FINANCIAL INSTRUMENTS (continued)**

**(b) Financial risk management objectives and policies (continued)**

**Market risk (continued)**

(ii) *Interest rate risk (continued)*

Sensitivity analysis (continued)

For non-derivative bank borrowings, if interest rate had been 50 basis points higher/lower and all other variables were held constant, the Group's pre-tax profit for the year would decrease/increase by nil (2024: decrease/increase by HK\$244,000).

As at 31 December 2024, certain borrowings of the Group are linked to interbank offered rates which may be subject to interest rate benchmark reform. The Group has closely monitored the market and the output from the various industry working groups managing the transition to new benchmark interest rates.

**Credit risk**

Credit risk refers to the risk that the Group's counterparties default on their contractual obligations resulting in financial losses to the Group. As at 31 December 2025 and 2024, the maximum exposure to credit risk by the Group without taking into account any collateral held or other credit enhancements, which will cause a financial loss due to failure to discharge an obligation by the counterparties is arising from the carrying amounts of the recognised financial assets as stated in the consolidated statement of financial position.

In order to manage the credit risk, management of the Group has delegated a team responsible for determination of credit limits, credit approvals and other monitoring procedures to ensure that follow-up action is taken to recover overdue debts. Credit sales of products are only made to customers with good credit quality and repayment history. In addition, the Group regularly reviews the recoverable amount of debt on both collective and individual basis to ensure that adequate impairment losses are made for irrecoverable amounts. In response to the global economic uncertainty, management has also been performing more frequent reviews of credit limits for customers in regions and industries that are severely impacted. During the year ended 31 December 2025, a net reversal of impairment loss of HK\$7,066,000 (2024: a net impairment loss of HK\$6,115,000) in respect of the trade and bills receivables was recognised.

**37. 金融工具 (續)**

**(b) 財務風險管理目標及政策 (續)**

**市場風險 (續)**

(ii) *利率風險 (續)*

敏感度分析 (續)

就非衍生銀行借貸而言，倘利率上升／下跌50個基點，而所有其他變數維持不變，則本集團的是年度之稅前盈利將減少／增加零(2024年：減少／增加244,000港元)。

於2024年12月31日，本集團若干借貸與可能受利率基準改革影響之銀行同業拆息掛鈎。本集團已密切監察市場及各行業工作小組管理過渡至新基準利率之成果。

**信貸風險**

信貸風險指本集團的對手方違反其合約責任而導致本集團財務虧損之風險。於2025年及2024年12月31日，本集團因對手方未能履行責任而導致財務損失的最高信貸風險(未計及任何持有的抵押品或其他信貸提升措施)為各項在綜合財務狀況表所呈列已確認金融資產的賬面金額。

為管理信貸風險，本集團的管理層已委派一組人員負責釐定信貸限額、信貸審批及其他監控程序，以確保採取跟進行動收回逾期債項。產品信貸銷售僅提供予具有良好信貸質素及還款記錄的客戶。此外，本集團會定期按集體及個別基準檢討債項的可收回款額，以確保就無法收回款額作出足夠的減值損失。為應對全球經濟不穩定性，管理層亦已對受到嚴重影響的地區及行業的客戶實行更加頻繁的信貸限額審閱。於截至2025年12月31日止年度內，就營業及票據應收款項確認減值損失撥回淨值7,066,000港元(2024年：減值損失淨值6,115,000港元)。

**NOTES TO THE CONSOLIDATED FINANCIAL STATEMENTS (continued)****綜合財務報表附註 (續)**

FOR THE YEAR ENDED 31 DECEMBER 2025 截至2025年12月31日止年度

**37. FINANCIAL INSTRUMENTS (continued)****(b) Financial risk management objectives and policies (continued)****Credit risk (continued)**

The Group's current credit risk grading framework comprises the following categories

**37. 金融工具 (續)****(b) 財務風險管理目標及政策 (續)****信貸風險 (續)**

本集團現行信貸風險評級框架包括以下類別

Category 類別	Description 描述	Basis for recognising ECL 確認預期信貸虧損的根據
Performing 良好	For financial assets where there has low risk of default or has not been a significant increase in credit risk since initial recognition and that are not credit impaired (refer to as Stage 1) 違約風險低或自初步確認以來信貸風險並無顯著增加且無信貸減值的金融資產 (稱為第一階段)	12-month ECL 12個月預期信貸虧損
Doubtful 呆賬	For financial assets where there has been a significant increase in credit risk since initial recognition but that are not credit impaired (refer to as Stage 2) 自初步確認以來信貸風險顯著增加但無信貸減值的金融資產 (稱為第二階段)	Lifetime ECL – not credit impaired 年限內預期信貸虧損—無信貸減值
Default 違約	Financial assets are assessed as credit impaired when one or more events that have a detrimental impact on the estimated future cash flows of that asset have occurred (refer to as Stage 3) 當一項或多項對金融資產的估計未來現金流量有不利影響的事件發生時，有關資產即被評為信貸減值 (稱為第三階段)	Lifetime ECL – credit impaired 年限內預期信貸虧損—信貸減值
Write-off 撇銷	There is evidence indicating that the debtor is in severe financial difficulty and the Group has no realistic prospect of recovery 有證據顯示債務人有嚴重財政困難且本集團實際收回的機會渺茫	Amount is written-off 撇銷款項

**NOTES TO THE CONSOLIDATED FINANCIAL STATEMENTS (continued)**  
**綜合財務報表附註(續)**

FOR THE YEAR ENDED 31 DECEMBER 2025 截至2025年12月31日止年度

**37. FINANCIAL INSTRUMENTS (continued)**
**(b) Financial risk management objectives and policies (continued)**
**Credit risk (continued)**

The tables below detail the credit quality of the Group's financial assets, as well as the Group's maximum exposure to credit risk by credit risk rating grades:

**37. 金融工具(續)**
**(b) 財務風險管理目標及政策(續)**
**信貸風險(續)**

下表根據信貸風險評級詳列本集團金融資產的信貸質素以及本集團所面臨的最高信貸風險：

2025	2025年	Notes	Internal credit rating	12-month or lifetime ECL 12個月或年限內 預期信貸虧損	Gross carrying amount	Loss allowance	Net carrying amount
		附註	內部信貸評級		總賬面值 HK\$'000 千港元	虧損撥備 HK\$'000 千港元	賬面淨值 HK\$'000 千港元
Trade receivables	營業應收款項	20	(Note) (附註)	Lifetime ECL – not credit impaired (simplified approach) 年限內預期信貸虧損—無信貸減值(簡化法)	635,277	(24,635)	610,642
Trade receivables	營業應收款項	20	(Note) (附註)	Lifetime ECL – credit impaired (simplified approach) 年限內預期信貸虧損—已信貸減值(簡化法)	8,698	(8,698)	-
Bills receivables	票據應收款項	20	Performing 良好	12-month ECL 12個月預期信貸虧損	90,838	-	90,838
Deposits and other receivables	按金及其他應收款項	21	Performing 良好	12-month ECL 12個月預期信貸虧損	19,672	-	19,672
Restricted bank deposits	受限制銀行存款	22	Performing 良好	12-month ECL 12個月預期信貸虧損	1,911	-	1,911
Short-term bank deposits	短期銀行存款	23	Performing 良好	12-month ECL 12個月預期信貸虧損	532,468	-	532,468
Bank balances and cash	銀行結餘及現金	23	Performing 良好	12-month ECL 12個月預期信貸虧損	1,014,755	-	1,014,755
					2,303,619	(33,333)	2,270,286

**NOTES TO THE CONSOLIDATED FINANCIAL STATEMENTS (continued)****綜合財務報表附註 (續)**

FOR THE YEAR ENDED 31 DECEMBER 2025 截至2025年12月31日止年度

**37. FINANCIAL INSTRUMENTS (continued)****(b) Financial risk management objectives and policies (continued)****Credit risk (continued)**

2024	2024年	Notes	Internal credit rating	12-month or lifetime ECL	Gross carrying amount	Loss allowance	Net carrying amount
		附註	內部信貸評級	預期信貸虧損	總賬面值	虧損撥備	賬面淨值
					HK\$'000	HK\$'000	HK\$'000
					千港元	千港元	千港元
Trade receivables	營業應收款項	20	(Note)	Lifetime ECL – not credit impaired (simplified approach)	744,337	(40,191)	704,146
			(附註)	年限內預期信貸虧損—無信貸減值(簡化法)			
Bills receivables	票據應收款項	20	Performing	12-month ECL	97,923	–	97,923
			良好	12個月預期信貸虧損			
Deposits and other receivables	按金及其他應收款項	21	Performing	12-month ECL	118,104	–	118,104
			良好	12個月預期信貸虧損			
Restricted bank deposits	受限制銀行存款	22	Performing	12-month ECL	1,726	–	1,726
			良好	12個月預期信貸虧損			
Short-term bank deposits	短期銀行存款	23	Performing	12-month ECL	380,973	–	380,973
			良好	12個月預期信貸虧損			
Bank balances and cash	銀行結餘及現金	23	Performing	12-month ECL	914,502	–	914,502
			良好	12個月預期信貸虧損			
					2,257,565	(40,191)	2,217,374

**Note:**

For trade receivables, the Group has applied the simplified approach in HKFRS 9 to measure the loss allowance at lifetime ECL. Except for trade receivables that are credit-impaired which are assessed individually and legal action has been taken by the Group to demand for repayment, the Group determines the ECL on the trade receivables by using a provision matrix, estimated based on historical credit loss experience based on the past due status of the debtors, adjusted as appropriate to reflect current conditions and estimates of future economic conditions. Accordingly, the credit risk profile of the assets that are not credit-impaired is presented based on their past due status in terms of the provision matrix.

As the Group's historical credit loss experience does not indicate significantly different loss patterns for different customer segments, the loss allowance based on past default experience of the debtor, adjusted for forward-looking factors specific to the debtor and the economic environment is not further distinguished between the Group's different customer bases.

**37. 金融工具 (續)****(b) 財務風險管理目標及政策 (續)****信貸風險 (續)****附註：**

就營業應收款項而言，本集團已應用香港財務報告準則第9號簡化法按年限內預期信貸虧損計量虧損撥備。除已信貸減值的營業應收款項乃個別評估及本集團已採取法律行動追討外，本集團透過使用撥備矩陣釐定營業應收款項的預期信貸虧損，根據債務人過往逾期狀況的過往信貸虧損經驗進行估計，並作出適當調整以反映當前狀況及未來經濟狀況的估計。因此，無信貸減值資產的信貸風險組合根據撥備矩陣按彼等過往逾期狀況呈列。

由於本集團的過往信貸虧損經驗並無表明不同客戶分部的虧損模式具有明顯差異，故並無進一步區分本集團不同客戶群根據債務人的過往違約經驗，並按債務人特定的前瞻性因素及經濟環境予以調整的虧損撥備。

**NOTES TO THE CONSOLIDATED FINANCIAL STATEMENTS (continued)**  
**綜合財務報表附註(續)**

FOR THE YEAR ENDED 31 DECEMBER 2025 截至2025年12月31日止年度

**37. FINANCIAL INSTRUMENTS (continued)**

**(b) Financial risk management objectives and policies (continued)**

**Credit risk (continued)**

The following table provides information about the Group's exposure to credit risk and ECLs for trade and bills receivables as at 31 December 2025 and 2024:

2025	2025年	Expected loss rate 預期虧損比率 (%)	Gross carrying amount 總賬面值 HK\$'000 千港元	Loss allowance 虧損撥備 HK\$'000 千港元
Not yet due	未到期	2.32%	640,549	14,873
Overdue 1-60 days	逾期1-60天	1.90%	65,157	1,240
Overdue 61-365 days	逾期61-365天	30.92%	17,209	5,322
Overdue >365 days	逾期超過365天	100%	3,200	3,200
			<b>726,115</b>	<b>24,635</b>
2024	2024年	Expected loss rate 預期虧損比率 (%)	Gross carrying amount 總賬面值 HK\$'000 千港元	Loss allowance 虧損撥備 HK\$'000 千港元
Not yet due	未到期	1.77%	710,040	12,581
Overdue 1-60 days	逾期1-60天	2.08%	79,436	1,653
Overdue 61-365 days	逾期61-365天	43.05%	47,103	20,276
Overdue >365 days	逾期超過365天	100.00%	5,681	5,681
			<b>842,260</b>	<b>40,191</b>

**37. 金融工具(續)**

**(b) 財務風險管理目標及政策(續)**

**信貸風險(續)**

下表提供關於本集團於2025年及2024年12月31日就營業及票據應收款項所面臨的信貸風險及預期信貸虧損的資料：

Expected loss rates are based on actual loss experience over the past 5 years. These rates are adjusted to reflect differences between economic conditions during the period over which the historical data has been collected, current conditions and the Group's view of economic conditions over the expected lives of the receivables.

預期虧損比率乃按過往5年的實際虧損經驗為基準。該等比率乃經調整，以反映在收集歷史數據期間的經濟狀況、目前狀況以及本集團對應收款項的預期年期期間經濟狀況之看法的差異。

**NOTES TO THE CONSOLIDATED FINANCIAL STATEMENTS (continued)****綜合財務報表附註 (續)**

FOR THE YEAR ENDED 31 DECEMBER 2025 截至2025年12月31日止年度

**37. FINANCIAL INSTRUMENTS (continued)****(b) Financial risk management objectives and policies (continued)****Credit risk (continued)**

Movements in the loss allowance are as follows:

		2025	2024
		HK\$'000 千港元	HK\$'000 千港元
At 1 January	於1月1日	40,191	35,139
Impairment loss (reversed) recognised on trade and bills receivables, net	營業及票據應收款項之減值損失 (撥回) 確認淨值	(7,066)	6,115
Amounts written off as uncollectible	因不可收回而撇銷的金額	(58)	(644)
Currency realignment	外幣換算差額	266	(419)
At 31 December	於12月31日	33,333	40,191

At 31 December 2025, the Group's trade and bills receivables included in the loss allowance with an aggregate balance of HK\$33,333,000 (2024: HK\$40,191,000) was impaired. The Group does not hold any collateral over these balances.

The decrease in the gross carrying amounts of trade and bills receivables mainly contributed to the decrease in the loss allowance during the year ended 31 December 2025.

Furthermore, the Company only provides financial guarantees to its subsidiaries after a careful consideration of its subsidiaries' financial conditions. In this regard, the directors of the Company consider that the Group's credit risk is significantly reduced.

The concentration of credit risk is limited due to the customer base being large and unrelated.

**37. 金融工具 (續)****(b) 財務風險管理目標及政策 (續)****信貸風險 (續)**

虧損撥備之變動如下：

		2025	2024
		HK\$'000 千港元	HK\$'000 千港元
At 1 January	於1月1日	40,191	35,139
Impairment loss (reversed) recognised on trade and bills receivables, net	營業及票據應收款項之減值損失 (撥回) 確認淨值	(7,066)	6,115
Amounts written off as uncollectible	因不可收回而撇銷的金額	(58)	(644)
Currency realignment	外幣換算差額	266	(419)
At 31 December	於12月31日	33,333	40,191

於2025年12月31日，計入虧損撥備合共結餘為33,333,000港元(2024年：40,191,000港元)的本集團營業及票據應收款項已減值。本集團並無就該等結餘持有任何抵押品。

於截至2025年12月31日止年度，營業及票據應收款項總賬面值減少主要由於虧損撥備減少所致。

此外，本公司僅於審慎考慮其附屬公司的財務狀況後方向其附屬公司提供財務擔保。就此而言，本公司董事認為本集團的信貸風險已大幅減低。

信貸風險集中有限乃由於客戶群龐大且互無關連。

**NOTES TO THE CONSOLIDATED FINANCIAL STATEMENTS (continued)**  
**綜合財務報表附註(續)**

FOR THE YEAR ENDED 31 DECEMBER 2025 截至2025年12月31日止年度

**37. FINANCIAL INSTRUMENTS (continued)**

**(b) Financial risk management objectives and policies (continued)**

**Credit risk (continued)**

For bills receivables and other non-trade related receivables, the Group has assessed whether there has been a significant increase in credit risk since initial recognition. The Group considers that there is no significant increase in credit risk of these amounts since initial recognition and the Group provided impairment based on 12-month ECL.

The credit risk on liquid funds of the Group is limited because the counterparties are banks with high credit ratings assigned by reputable credit-rating agencies.

Other than concentration of credit risk on liquid funds which are deposited with several banks with high credit ratings, the Group has no significant concentration of credit risk with exposure spread over a number of counterparties. The concentration of credit risk is limited due to the customer base being large and unrelated.

**Liquidity risk**

In the management of the liquidity risk, the Group monitors and maintains a level of cash and cash equivalents deemed adequate by the management to finance the Group's operations and mitigate the effects of fluctuations in cash flows. Management monitors the utilisation of bank borrowings and ensures compliance with the relevant loan covenants.

Other than equity, the Group relies on bank borrowings as a significant source of liquidity. As at 31 December 2025, the available unutilised banking facilities of the Group are approximately HK\$1,391 million (2024: HK\$1,341 million).

**37. 金融工具(續)**

**(b) 財務風險管理目標及政策(續)**

**信貸風險(續)**

就應收票據及其他非貿易相關應收款項而言，本集團已評估信貸風險自初始確認以來是否顯著增加。本集團認為自初始確認以來，該等款項之信貸風險並無顯著增加，而本集團根據12個月預期信貸虧損計提減值撥備。

本集團的流動資金信貸風險有限，因對手方均為具信譽的信貸評級機構給予高信貸評級的銀行。

除有關存放於若干高信貸評級銀行的流動資金之信貸風險集中外，本集團並無面對重大集中信貸風險，因風險分散於多個對手方。由於客戶群較大且互不關聯，故信貸風險集中度有限。

**流動資金風險**

於管理流動資金風險時，本集團會監察及維持管理層視為足夠水平的現金及等同現金項目，以撥付本集團營運所需及減低現金流量波動的影響。管理層會監察銀行借貸的運用情況，並確保遵守相關貸款契約。

除權益外，本集團倚賴銀行借貸作為主要流動資金來源。於2025年12月31日，本集團的可動用但未運用銀行信貸額約為1,391,000,000港元(2024年：1,341,000,000港元)。

**NOTES TO THE CONSOLIDATED FINANCIAL STATEMENTS (continued)****綜合財務報表附註 (續)**

FOR THE YEAR ENDED 31 DECEMBER 2025 截至2025年12月31日止年度

**37. FINANCIAL INSTRUMENTS (continued)****(b) Financial risk management objectives and policies (continued)****Liquidity risk (continued)**

The following tables detail the Group's remaining contractual maturity for their non-derivative financial liabilities based on the agreed repayment terms. The tables have been drawn up based on the undiscounted cash flows of the financial liabilities based on the earliest date on which the Group can be required to pay. The tables include both interest and principal cash flows. To the extent that interest is floating rates, the undiscounted amount is derived from interest rate at the end of the reporting period.

**37. 金融工具 (續)****(b) 財務風險管理目標及政策 (續)****流動資金風險 (續)**

下表詳列根據議定償還條款本集團非衍生金融負債的餘下合約到期情況。該表乃按本集團可能被要求付款的最早日期根據金融負債的未貼現現金流量編製。該表包括利息及本金現金流量。在利息採用浮動利率之限度內，未貼現金額乃由報告期終之利率得出。

2025	2025年	Weighted average effective interest rate	Less than 1 month or on demand	1-3 months	3 months to 1 year	1-2 years	2-5 years	Over 5 years	Total undiscounted cash flows	Carrying amount 31 December 2025
		加權平均實際利率 %	少於1個月或應要求 HK\$'000 千港元	1至3個月 HK\$'000 千港元	3個月至1年 HK\$'000 千港元	1至2年 HK\$'000 千港元	2至5年 HK\$'000 千港元	超過5年 HK\$'000 千港元	未貼現現金流量總值 HK\$'000 千港元	於2025年12月31日的賬面值 HK\$'000 千港元
<b>Non-derivative financial liabilities 非衍生金融負債</b>										
Trade, bills and other payables and accruals	營業、票據及其他應付款項及應計費用		446,854	63,023	50,572	-	-	-	560,449	560,449
Amounts due to non-controlling shareholders	欠非控股股東款項		23,040	-	-	-	-	-	23,040	23,040
Amount due to an associate	欠一間聯營公司款項		4,892	-	-	-	-	-	4,892	4,892
			474,786	63,023	50,572	-	-	-	588,381	588,381
The maturity analysis of lease liabilities are as below:	租賃負債之到期日分析如下：									
Lease liabilities	租賃負債	4.45	4,222	7,100	31,755	42,634	52,548	115,981	254,240	185,918
Total	總值		479,008	70,123	82,327	42,634	52,548	115,981	842,621	774,299

**NOTES TO THE CONSOLIDATED FINANCIAL STATEMENTS (continued)**  
**綜合財務報表附註(續)**

FOR THE YEAR ENDED 31 DECEMBER 2025 截至2025年12月31日止年度

**37. FINANCIAL INSTRUMENTS (continued)**

**(b) Financial risk management objectives and policies (continued)**

**Liquidity risk (continued)**

2024	2024年	Weighted average effective interest rate	Less than 1 month or on demand	1-3 months	3 months to 1 year	1-2 years	2-5 years	Over 5 years	Total undiscounted cash flows	Carrying amount 31 December 2024
		加權平均實際利率 %	少於1個月或應要求 HK\$'000 千港元	1至3個月 HK\$'000 千港元	3個月至1年 HK\$'000 千港元	1至2年 HK\$'000 千港元	2至5年 HK\$'000 千港元	超過5年 HK\$'000 千港元	未貼現現金流量總值 HK\$'000 千港元	於2024年12月31日的賬面值 HK\$'000 千港元
<b>Non-derivative financial liabilities 非衍生金融負債</b>										
Trade, bills and other payables and accruals	營業、票據及其他應付款項及應計費用		519,679	105,103	76,575	-	-	-	701,357	701,357
Amounts due to non-controlling shareholders	欠非控股股東款項		23,040	-	-	-	-	-	23,040	23,040
Amount due to an associate	欠一間聯營公司款項		6,397	-	-	-	-	-	6,397	6,397
Bank borrowings – variable rate	銀行借貸 – 浮息	6.24	259	492	49,453	-	-	-	50,204	48,795
			549,375	105,595	126,028	-	-	-	780,998	779,589
The maturity analysis of lease liabilities are as below:	租賃負債之到期日分析如下:									
Lease liabilities	租賃負債	5.19	4,003	5,285	18,433	18,510	30,648	137,355	214,234	133,872
Total	總值		553,378	110,880	144,461	18,510	30,648	137,355	995,232	913,461

The amounts included above for variable interest rate instruments for non-derivative financial liabilities is subject to change if changes in variable interest rates differ to those estimates of interest rates determined at the end of the reporting period.

**(c) Fair value**

**Financial instruments not measured at fair value**

Financial instruments not measured at fair value include restricted bank deposits, cash and cash equivalents, trade and bills receivables, deposits and other receivables, trade and bills payables, other payables and accruals, amounts due to non-controlling shareholders, amount due to an associate and bank borrowings.

Due to their short-term nature, the carrying value of restricted bank deposits, cash and cash equivalents, trade and bills receivables, other receivables, trade and bills payables, other payables, amounts due to non-controlling shareholders and amount due to an associate approximates their fair value.

The carrying amounts of the Group's financial instruments carried at cost or amortised cost are not materially different from their fair values as at 31 December 2025 and 31 December 2024.

**37. 金融工具(續)**

**(b) 財務風險管理目標及政策(續)**

**流動資金風險(續)**

倘浮動利率之變動有別於於報告期終所釐定之利率估計，則上述非衍生金融負債之浮息工具之金額可能有所改動。

**(c) 公平價值**

**並非以公平價值計量之金融工具**

並非以公平價值計量之金融工具包括受限制銀行存款、現金及等同現金項目、營業及票據應收款項、按金及其他應收款項、營業及票據應付款項、其他應付款項及應計費用、欠非控股股東款項、欠一間聯營公司的款項及銀行借貸。

由於屬短期性質，受限制銀行存款、現金及等同現金項目、營業及票據應收款項、其他應收款項、營業及票據應付款項、其他應付款項、欠非控股股東款項及欠一間聯營公司款項的賬面值與其公平價值相若。

本集團按成本或攤銷成本列值的金融工具的賬面值，與彼等於2025年12月31日及2024年12月31日的公平價值並無重大差異。

**NOTES TO THE CONSOLIDATED FINANCIAL STATEMENTS (continued)****綜合財務報表附註 (續)**

FOR THE YEAR ENDED 31 DECEMBER 2025 截至2025年12月31日止年度

**38. RECONCILIATION OF LIABILITIES ARISING FROM FINANCING ACTIVITIES****38. 融資項目產生的負債之對賬**

		<b>Bank borrowings</b>	<b>Amounts due to non-controlling shareholders</b>	<b>Lease liabilities</b>
		銀行借貸	欠非控股股東款項	租賃負債
		(note 30)	(note 28a)	(note 27)
		(附註30)	(附註28a)	(附註27)
		HK\$'000 千港元	HK\$'000 千港元	HK\$'000 千港元
<b>At 1 January 2024</b>	<b>於2024年1月1日</b>	199,557	37,027	125,473
Changes from cash flows:	現金流量變動：			
New bank borrowings raised	新籌集之銀行借貸	45,639	-	-
Repayment of bank borrowings	償還銀行借貸	(196,619)	-	-
Interest paid	已付利息	(6,966)	-	-
Repayment of amounts due to non-controlling shareholders	償還欠非控股股東款項	-	(13,987)	-
Repayment of principal portion of the lease liabilities	償還租賃負債之本金部分	-	-	(27,703)
Repayment of interest portion of the lease liabilities	償還租賃負債之利息部分	-	-	(6,135)
<b>Total changes from financing cash flow:</b>	<b>融資現金流量變動總額：</b>	<b>(157,946)</b>	<b>(13,987)</b>	<b>(33,838)</b>
Other changes:	其他變動：			
Interest expenses (note 7)	利息開支 (附註7)	6,991	-	6,135
Increase in lease liabilities from entering into new leases during the year	因年內訂立新租賃而導致之租賃負債增加	-	-	7,794
Effect of modification	修訂之影響	-	-	31,199
Currency realignment	外幣換算差額	193	-	(2,891)
<b>Total other changes</b>	<b>其他變動合計</b>	<b>7,184</b>	<b>-</b>	<b>42,237</b>
<b>At 31 December 2024</b>	<b>於2024年12月31日</b>	<b>48,795</b>	<b>23,040</b>	<b>133,872</b>

**NOTES TO THE CONSOLIDATED FINANCIAL STATEMENTS (continued)**  
**綜合財務報表附註(續)**

FOR THE YEAR ENDED 31 DECEMBER 2025 截至2025年12月31日止年度

**38. RECONCILIATION OF LIABILITIES ARISING FROM FINANCING ACTIVITIES (continued)**

**38. 融資項目產生的負債之對賬(續)**

		<b>Bank borrowings</b>	<b>Amounts due to non-controlling shareholders</b>	<b>Lease liabilities</b>
		銀行借貸	欠非控股股東款項	租賃負債
		(note 30)	(note 28a)	(note 27)
		(附註30)	(附註28a)	(附註27)
		HK\$'000 千港元	HK\$'000 千港元	HK\$'000 千港元
<b>At 31 December 2024</b>	<b>於2024年12月31日</b>	48,795	23,040	133,872
Changes from cash flows:	現金流量變動：			
New bank borrowings raised	新籌集之銀行借貸	135,932	-	-
Repayment of bank borrowings	償還銀行借貸	(184,732)	-	-
Interest paid	已付利息	(2,605)	-	-
Repayment of principal portion of the lease liabilities	償還租賃負債之本金部分	-	-	(33,591)
Repayment of interest portion of the lease liabilities	償還租賃負債之利息部分	-	-	(6,836)
Total changes from financing cash flow: 融資現金流量變動總額：		(51,405)	-	(40,427)
Other changes:	其他變動：			
Interest expenses (note 7)	利息開支 (附註7)	2,550	-	6,836
Increase in lease liabilities from entering into new leases during the year	因年內訂立新租賃而導致之租賃負債增加	-	-	88,866
Effect of modification	修訂之影響	-	-	(6,333)
Currency realignment	外幣換算差額	60	-	3,104
Total other changes	其他變動合計	2,610	-	92,473
<b>At 31 December 2025</b>	<b>於2025年12月31日</b>	-	23,040	185,918

**NOTES TO THE CONSOLIDATED FINANCIAL STATEMENTS (continued)****綜合財務報表附註 (續)**

FOR THE YEAR ENDED 31 DECEMBER 2025 截至2025年12月31日止年度

**39. CAPITAL COMMITMENTS**

		<b>At 31 December</b> 於12月31日 <b>2025</b> <i>HK\$'000</i> 千港元	At 31 December 於12月31日 2024 <i>HK\$'000</i> 千港元
Capital expenditure contracted for but not provided in the consolidated financial statements in respect of acquisition of property, plant and equipment	與購買物業、機器及設備相關之已簽約但於綜合財務報表未有作出撥備之資本開支	<b>20,136</b>	29,538

**40. OPERATING LEASES****As lessor**

Gross rental income earned from investment properties of the Group during the year was approximately HK\$12,863,000 (2024: HK\$12,415,000). The related outgoings amounted to HK\$1,225,000 (2024: HK\$1,373,000).

At the end of the reporting period, the Group had contracted with tenants, in respect of rented premises, for the following future minimum lease receipts.

		<b>At 31 December</b> 於12月31日 <b>2025</b> <i>HK\$'000</i> 千港元	At 31 December 於12月31日 2024 <i>HK\$'000</i> 千港元
Within one year	少於一年	<b>9,691</b>	10,590
After one year but within two years	一年後但兩年內	<b>8,070</b>	8,966
After two years but within three years	兩年後但三年內	<b>6,291</b>	7,533
After three year but within four years	三年後但四年內	<b>9,117</b>	7,626
Over five years	超過五年	-	8,627
		<b>33,169</b>	43,342

**39. 資本承擔**

		<b>At 31 December</b> 於12月31日 <b>2025</b> <i>HK\$'000</i> 千港元	At 31 December 於12月31日 2024 <i>HK\$'000</i> 千港元
Capital expenditure contracted for but not provided in the consolidated financial statements in respect of acquisition of property, plant and equipment	與購買物業、機器及設備相關之已簽約但於綜合財務報表未有作出撥備之資本開支	<b>20,136</b>	29,538

**40. 營運租賃****作為出租人**

於是年內，本集團就投資物業所賺得的租金收入總值約為12,863,000港元（2024年：12,415,000港元）。有關支出為1,225,000港元（2024年：1,373,000港元）。

於報告期終，本集團與租戶就租賃物業已訂約的未來最低租賃收入如下。

**NOTES TO THE CONSOLIDATED FINANCIAL STATEMENTS (continued)**  
**綜合財務報表附註(續)**

FOR THE YEAR ENDED 31 DECEMBER 2025 截至2025年12月31日止年度

**41. RETIREMENT BENEFIT SCHEMES**

The Group operates a defined contribution scheme registered under the Occupational Retirement Schemes Ordinance (the “ORSO Scheme”) and a Mandatory Provident Fund Scheme (the “MPF Scheme”) established under the Mandatory Provident Fund Scheme Ordinance for all the eligible employees of the Group in Hong Kong. The assets of both schemes are held separately from those of the Group in funds under the control of trustees. The retirement benefits cost charged to the profit or loss represents the contributions payable to the funds by the Group at rates specified in the rules of the schemes.

Employees of the Group in other jurisdictions currently participate in state-sponsored pension scheme or defined contribution schemes operated by the Government of such jurisdictions. The Group is required to contribute a certain percentage of their payroll to the schemes to fund the benefits. The only obligation of the Group with respect to the schemes is to make the required contributions.

During both years, there was no significant forfeited contribution, which arose upon employees leaving the retirement benefits schemes, available to reduce the contribution payable in the future years.

The retirement benefits scheme contributions, amounting to HK\$65,772,000 (2024: HK\$63,012,000) have been charged to profit or loss for the year and included in employee costs as set out in note 9(c).

**Long service payment liabilities**

Pursuant to the Employment Ordinance, Chapter 57, the Group has the obligation to pay Long Service Payment (“LSP”) to qualifying employees in Hong Kong upon retirement, subject to a minimum of 5 years employment period, based on the following formula:

Last monthly wages (before termination of employment) x 2/3 x Years of service

Last monthly wages are capped at HK\$22,500 while the amount of long service payment shall not exceed HK\$390,000. This obligation is accounted for as a post-employment defined benefit plan.

Furthermore, the Mandatory Provident Fund Schemes Ordinance passed in 1995 permits the Group to utilise the Group’s mandatory MPF contributions, plus/minus any positive/negative returns thereof (collectively, the “Eligible Offset Amount”), for the purpose of offsetting LSP payable to an employee (the “Offsetting Arrangement”).

**41. 退休福利計劃**

本集團根據職業退休計劃條例註冊成立一項定額供款計劃(「職業退休計劃」)及根據強制性公積金計劃條例設立一項強制性公積金計劃(「強積金計劃」)予所有合資格的本集團香港僱員。這兩個計劃的資產乃獨立於本集團資產並由信託人管理。在損益內扣除的退休福利成本乃本集團根據計劃既定比率計算的應付基金供款。

本集團其他司法地區的僱員現正參與該司法地區政府營運的國家退休福利計劃或定額供款計劃。本集團須將僱員薪酬的若干百分比供款予該等計劃作為福利基金。本集團對該等計劃的唯一責任是按規定作出供款。

於兩個年度，因僱員退出退休福利計劃而沒收的供款並不重大，此款項並可用作扣減未來年度的應付供款。

已於是年度在損益內扣除的退休福利計劃供款金額為65,772,000港元(2024年：63,012,000港元)，並已計入附註9(c)所載之僱員成本內。

**長期服務金負債**

根據僱傭條例(第57章)，本集團有責任於香港合資格僱員退休時向其支付長期服務金(「長期服務金」)，惟受最短五年僱傭期規限，按以下公式計算：

(僱傭終止前) 最後一個月的工資 × 2/3 × 服務年期

最後一個月的工資上限為22,500港元，而長期服務金的金額不得超過390,000港元。該項責任入賬列為離職後界定福利計劃。

此外，於1995年通過之強制性公積金計劃條例允許本集團動用其強制性強積金供款加上／減去其任何正數／負數回報(統稱「合資格抵銷金額」)，以抵銷應付一名僱員之長期服務金(「抵銷安排」)。

**NOTES TO THE CONSOLIDATED FINANCIAL STATEMENTS (continued)****綜合財務報表附註 (續)**

FOR THE YEAR ENDED 31 DECEMBER 2025 截至2025年12月31日止年度

**41. RETIREMENT BENEFIT SCHEMES (continued)****Long service payment liabilities (continued)**

The Employment & Retirement Schemes Legislation (Offsetting Arrangement) (Amendment) Ordinance 2022 (the “ERSL Ordinance”) was gazetted on 17 June 2022, which will eventually abolish the Offsetting Arrangement. The Amendment will come into effect prospectively from 1 May 2025 (the “Transition Date”). Under the amended ERSL Ordinance, the Eligible Offset Amount after the Transition Date can only be applied to offset the pre-Transition Date LSP obligation but no longer eligible to offset the post-Transition Date LSP obligation. Furthermore, the LSP obligations before the Transition Date will be grandfathered and calculated based the last monthly wages immediately preceding the Transition Date.

The Group’s LSP obligation is considered to be no material impact on the Group’s results and financial position for the current or prior periods.

**42. RELATED AND CONNECTED PARTIES DISCLOSURES****(a) Related party balances**

Details of the Group’s outstanding balances with related parties are set out in the consolidated statement of financial position and in note 28.

**(b) Related party transactions**

During the years, the Group entered into the following transactions with related parties:

Name of related party 關聯人士名稱	Related party relationship 與關聯人士的關係	Nature of transaction 交易性質	2025	2024
			HK\$'000 千港元	HK\$'000 千港元
東莞欣潤水務有限公司	Associate 聯營公司	Sewage expenses 污水處理費用	24,917	29,021

None of the related party transactions disclosed above constituted connected transaction or continuing connected transactions as define in Chapter 14A of the Listing Rules.

**41. 退休福利計劃 (續)****長期服務金負債 (續)**

2022年僱傭及退休計劃法例(抵銷安排)(修訂條例(「僱傭及退休計劃法例條例」)於2022年6月17日刊憲,其最終將廢除抵銷安排。預期該修訂將自2025年5月1日(「過渡日期」)起生效。根據經修訂之僱傭及退休計劃法例條例,過渡日期後,合資格抵銷金額僅可用於抵銷過渡日期前之長期服務金責任,惟不再合資格抵銷過渡日期後之長期服務金責任。此外,過渡日期前之長期服務金責任將予豁免並按緊接過渡日期前最後一個月的工資計算。

本集團之長期服務金責任被認為並無對本集團於本期間及過往期間之業績與財務狀況產生重大影響。

**42. 關聯及關連人士的披露****(a) 關聯人士的結餘**

本集團與關聯人士的未償還結餘詳情載列於綜合財務狀況表及附註28內。

**(b) 關聯人士交易**

是年度本集團與關聯人士進行下列交易：

上述披露之關聯人士交易並不構成上市規則第14A章所界定之關連交易或持續關連交易。

**NOTES TO THE CONSOLIDATED FINANCIAL STATEMENTS (continued)**  
**綜合財務報表附註(續)**

FOR THE YEAR ENDED 31 DECEMBER 2025 截至2025年12月31日止年度

**42. RELATED AND CONNECTED PARTIES DISCLOSURES**  
(continued)

**42. 關聯及關連人士的披露 (續)**

**(c) Connected party transactions**

**(c) 關連人士交易**

Name of connected party 關連人士名稱	Name of transactions 交易性質	2025 HK\$'000 千港元	2024 HK\$'000 千港元
The FM Group (note i) FM集團 (附註i)	Sale of fabrics, yarns fibers and garment parts 售賣布料、胚紗纖維及成衣配件	364,784	344,672
The AH Group (note ii) AH集團 (附註ii)	Sale of fabrics, yarns fibers and garment parts 售賣布料、胚紗纖維及成衣配件	304,728	311,088
Chinatex Group (note iii) 中紡集團 (附註iii)	Purchase of yarns, cotton and other materials for the manufacture of fabric, garments and cooking oil and foodstuffs 採購胚紗、棉花及其他生產布料的原材料、成衣 以及糧油食品	5,491	9,523
Huafu Group (note iv) 華孚集團 (附註iv)	Purchase of cotton yarn, cotton blended yarn, top dyed melange yarn and other yarn products 採購棉紗、棉混紡紗、色紡紗及其他紗產品	-	-
COFCO Finance (note v) 中糧財務 (附註v)	Balance of deposits placed by the Group 本集團存放的存款結餘	RMB'000 人民幣千元 154,000	RMB'000 人民幣千元 154,000

Notes:

附註：

(i) The Company and Mr. Feroz Omar ("Mr. Omar") entered into a FM Master Sales Agreement (the "2024 FM Master Sales Agreement") and renewed FM Master Sales Agreement (the "2027 FM Master Sales Agreement") regarding the sales of fabrics, yarns and similar items by the Group to the FM Group on 16 December 2021 and 20 December 2024 respectively. Mr. Omar is a director and substantial shareholder of a non-wholly owned subsidiary of the Company and hence a connected person of the Company under the Listing Rules. The FM Group comprises companies which Mr. Omar and his associates and relatives individually or together exercise or control the exercise of more than 50% of the voting power at general meetings or control the composition of a majority of the board of directors. Accordingly, members of the FM Group are associates of Mr. Omar and hence connected persons of the Company under the Listing Rules. The transactions contemplated under the 2024 FM Master Sales Agreement and the 2027 FM Master Sales Agreement constitute continuing connected transactions for the Company under Chapter 14A of the Listing Rules.

(i) 本公司與Feroz Omar先生(「Omar先生」)分別於2021年12月16日及2024年12月20日就本集團向FM集團出售布料、胚紗及類似項目訂立FM總銷售協議(「2024年FM總銷售協議」)及經重續FM總銷售協議(「2027年FM總銷售協議」)。Omar先生為本公司一間非全資附屬公司之董事兼主要股東，根據上市規則，彼為本公司之關連人士。FM集團之成員公司包括由Omar先生及其聯繫人士及親屬可在該等公司的股東大會上個別地或共同地行使或控制行使過半數以上的表決權或控制該等公司董事會大部分成員的公司，因此，FM集團之成員公司為Omar先生之聯繫人士，故而根據上市規則，FM集團為本公司之關連人士。根據上市規則第14A章，2024年FM總銷售協議及2027年FM總銷售協議項下擬進行之交易構成本公司之持續關連交易。

The 2024 FM Master Sales Agreement is for a term commencing from 1 January 2022 to 31 December 2024 (both days inclusive) and the 2027 FM Master Sales Agreement is for a term commencing from 1 January 2025 to 31 December 2027 (both days inclusive).

2024年FM總銷售協議之年期由2022年1月1日起至2024年12月31日止(包括首尾兩天)及2027年FM總銷售協議之年期由2025年1月1日起至2027年12月31日止(包括首尾兩天)。

**NOTES TO THE CONSOLIDATED FINANCIAL STATEMENTS (continued)****綜合財務報表附註 (續)**

FOR THE YEAR ENDED 31 DECEMBER 2025 截至2025年12月31日止年度

**42. RELATED AND CONNECTED PARTIES DISCLOSURES (continued)****(c) Connected party transactions (continued)**

Notes: (continued)

## (i) (continued)

The annual cap amounts for the three financial years ended 31 December 2022, 2023 and 2024 under the 2024 FM Master Sales Agreement are HK\$450,000,000, HK\$450,000,000 and HK\$450,000,000 respectively as set out in the announcement of the Company dated 16 December 2021. The annual cap amounts for the three financial years ending 31 December 2025, 2026 and 2027 under the 2027 FM Master Sales Agreement are HK\$500,000,000, HK\$550,000,000 and HK\$550,000,000 respectively as set out in the announcement of the Company dated 20 December 2024.

The extent of these connected transactions did not exceed the annual cap of HK\$500,000,000 for the year ended 31 December 2025 as set out in the announcement of the Company dated 20 December 2024.

- (ii) The Company and Mr. Anil Kumar Lalchand Hirdaramani (“Mr. Hirdaramani”) entered into a renewed AH Master Sales Agreement (the “2024 AH Master Sales Agreement”) and the Company and Mr. Siddarth Hirdaramani (Mr. S. Hirdaramani”) entered into a renewed AH Master Sales Agreement (the “2027 AH Master Sales Agreement”) regarding the sales of fabrics, yarns and similar items by the Group to the AH Group on 16 December 2021 and 20 December 2024 respectively. Mr. Hirdaramani and Mr. S. Hirdaramani are directors and substantial shareholders of a non-wholly owned subsidiary of the Company and hence connected persons of the Company under the Listing Rules. The AH Group comprises companies which Mr. Hirdaramani, Mr. S. Hirdaramani and their associates and relatives individually or together exercise or control the exercise of more than 50% of the voting power at general meetings or control the composition of a majority of the board of directors. Accordingly, members of the AH Group are associates of Mr. Hirdaramani and Mr. S. Hirdaramani and hence connected persons of the Company under the Listing Rules. The transactions contemplated under the 2024 AH Master Sales Agreement and the 2027 AH Master Sales Agreement constitute continuing connected transactions for the Company under Chapter 14A of the Listing Rules.

The 2024 AH Master Sales Agreement is for a term commencing from 1 January 2022 to 31 December 2024 (both days inclusive) and the 2027 AH Master Sales Agreement is for a term commencing from 1 January 2025 to 31 December 2027 (both days inclusive).

The annual cap amounts for the three financial years ended 31 December 2022, 2023 and 2024 under the 2024 AH Master Sales Agreement are HK\$450,000,000, HK\$450,000,000 and HK\$450,000,000 respectively as set out in the announcement of the Company dated 16 December 2021. The annual cap amounts for the three financial years ending 31 December 2025, 2026 and 2027 under the 2027 AH Master Sales Agreement are HK\$450,000,000, HK\$450,000,000 and HK\$450,000,000 respectively as set out in the announcement of the Company dated 20 December 2024.

**42. 關聯及關連人士的披露 (續)****(c) 關連人士交易 (續)**

附註：(續)

## (i) (續)

誠如本公司日期為2021年12月16日之公告所載，2024年FM總銷售協議於截至2022年、2023年及2024年12月31日止三個財政年度的年度上限金額分別為450,000,000港元、450,000,000港元及450,000,000港元。誠如本公司日期為2024年12月20日之公告所載，2027年FM總銷售協議於截至2025年、2026年及2027年12月31日止三個財政年度的年度上限金額分別為500,000,000港元、550,000,000港元及550,000,000港元。

該等關連交易並無超過本公司日期為2024年12月20日之公告所載截至2025年12月31日止年度之年度上限500,000,000港元。

- (ii) 本公司分別於2021年12月16日及2024年12月20日與Anil Kumar Lalchand Hirdaramani先生（「Hirdaramani先生」）及Siddarth Hirdaramani先生（「S. Hirdaramani先生」）就本集團向AH集團出售布料、胚紗及類似項目訂立經重續AH總銷售協議（「2024年AH總銷售協議」）及經重續AH總銷售協議（「2027年AH總銷售協議」）。Hirdaramani先生及S. Hirdaramani先生為本公司一間非全資附屬公司之董事兼主要股東，根據上市規則，彼等為本公司之關連人士。AH集團之成員公司包括由Hirdaramani先生、S. Hirdaramani先生及彼等之聯繫人士及親屬可在該等公司股東大會上個別地或共同地行使或控制行使過半數以上的表決權，或控制該等公司董事會大部分成員的公司，因此，AH集團之成員公司為Hirdaramani先生及S. Hirdaramani先生之聯繫人士，故而根據上市規則，AH集團為本公司之關連人士。根據上市規則第14A章，2024年AH總銷售協議及2027年AH總銷售協議項下擬進行之交易構成本公司之持續關連交易。

2024年AH總銷售協議之年期由2022年1月1日起至2024年12月31日止（包括首尾兩天）及2027年AH總銷售協議之年期由2025年1月1日起至2027年12月31日止（包括首尾兩天）。

誠如本公司日期為2021年12月16日之公告所載，2024年AH總銷售協議於截至2022年、2023年及2024年12月31日止三個財政年度的年度上限金額分別為450,000,000港元、450,000,000港元及450,000,000港元。誠如本公司日期為2024年12月20日之公告所載，2027年AH總銷售協議於截至2025年、2026年及2027年12月31日止三個財政年度的年度上限金額分別為450,000,000港元、450,000,000港元及450,000,000港元。

**NOTES TO THE CONSOLIDATED FINANCIAL STATEMENTS (continued)**  
**綜合財務報表附註(續)**

FOR THE YEAR ENDED 31 DECEMBER 2025 截至2025年12月31日止年度

**42. RELATED AND CONNECTED PARTIES DISCLOSURES**  
(continued)

**(c) Connected party transactions** (continued)

Notes: (continued)

(ii) (continued)

The extent of these connected transactions did not exceed the annual cap of HK\$450,000,000 for the year ended 31 December 2025 as set out in the announcement of the Company dated 20 December 2024.

(iii) The Company and Chinatex Corporation Limited (“Chinatex”) entered into a renewed Material Purchase Framework Agreement (the “2024 Material Purchase Framework Agreement”) in relation to the purchase of yarn, cotton, other materials for the manufacture of fabric, garments, whereas cooking oil and foodstuffs for the provision of meals to the employees by the Group from the Chinatex Group (i.e. Chinatex and its subsidiaries) on 16 December 2021. The Company and Chinatex entered into a supplemental Agreement (the “2024 Material Purchase Framework Supplemental Agreement”) in relation to the revision of the existing annual cap on 15 May 2023. The Company and Chinatex entered into a renewed Material Purchase Framework Agreement (the “2027 Material Purchase Framework Agreement”) in relation to the purchase of the textile raw materials and other materials for the manufacture of textile products and rental of office space to the Group from the Chinatex Group (i.e. Chinatex and its subsidiaries) on 20 December 2024. Chinatex is a controlling shareholder of the Company and hence a connected person of the Company under the Listing Rules. Accordingly, members of the Chinatex Group are associates of Chinatex and hence connected persons of the Company under the Listing Rules. The transactions contemplated under the 2024 Material Purchase Framework Agreement and the 2027 Material Purchase Framework Agreement constitute continuing connected transactions for the Company under Chapter 14A of the Listing Rules.

The 2024 Material Purchase Framework Agreement is for a term commencing from 1 January 2022 to 31 December 2024 (both days inclusive) and the 2027 Material Purchase Framework Agreement is for a term commencing from 1 January 2025 to 31 December 2027 (both days inclusive).

The annual cap amounts for the three financial years ended 31 December 2022, 2023 and 2024 under the 2024 Material Purchase Framework Supplemental Agreement are HK\$63,000,000, HK\$363,000,000 and HK\$363,000,000 respectively as set out in the announcement of the Company dated 15 May 2023. The annual cap amounts for the three financial years ending 31 December 2025, 2026 and 2027 under the 2027 Material Purchase Framework Agreement are HK\$35,000,000, HK\$35,000,000 and HK\$35,000,000 respectively as set out in the announcement of the Company dated 20 December 2024. The annual cap amounts for the 2027 Material Purchase Framework Agreement only apply to the purchase of textile raw materials and other materials related to the production of fabrics and garments as set out in the further announcement of the Company dated 3 January 2025.

The extent of these connected transactions did not exceed the annual cap of HK\$35,000,000 for the year ended 31 December 2025 as set out in the announcement of the Company dated 20 December 2024.

**42. 關聯及關連人士的披露 (續)**

**(c) 關連人士交易 (續)**

附註：(續)

(ii) (續)

該等關連交易並無超過本公司日期為2024年12月20日之公告所載截至2025年12月31日止年度之年度上限450,000,000港元。

(iii) 本公司與中國中紡集團有限公司(「中紡」)於2021年12月16日就本集團向中紡集團(即中紡及其附屬公司)採購胚紗、棉花、其他生產布料相關的原材料、成衣以及用於向本集團僱員提供膳食之糧油食品訂立經重續物資採購框架協議(「2024年物資採購框架協議」)。本公司與中紡於2023年5月15日就修訂現有年度上限訂立補充協議(「2024年物資採購框架補充協議」)。本公司與中紡於2024年12月20日就本集團向中紡集團(即中紡及其附屬公司)採購製造紡織品及出租辦公室地方的紡織原料及其他物資訂立經重續物資採購框架協議(「2027年物資採購框架協議」)。中紡為本公司之控股股東，因此，根據上市規則，中紡為本公司之關連人士。相應地，根據上市規則，中紡集團之成員公司為中紡之聯繫人士，因而為本公司之關連人士。根據上市規則第14A章，2024年物資採購框架協議及2027年物資採購框架協議項下擬進行之交易構成本公司之持續關連交易。

2024年物資採購框架協議之年期由2022年1月1日起至2024年12月31日止(包括首尾兩天)及2027年物資採購框架協議之年期由2025年1月1日起至2027年12月31日止(包括首尾兩天)。

誠如本公司日期為2023年5月15日之公告所載，2024年物資採購框架補充協議於截至2022年、2023年及2024年12月31日止三個財政年度的年度上限金額分別為63,000,000港元、363,000,000港元及363,000,000港元。誠如本公司日期為2024年12月20日之公告所載，2027年物資採購框架協議於截至2025年、2026年及2027年12月31日止三個財政年度的年度上限金額分別為35,000,000港元、35,000,000港元及35,000,000港元。誠如本公司日期為2025年1月3日之進一步公告所載，2027年物資採購框架協議之年度上限金額僅適用於製造布料及成衣相關之紡織原料及其他物料的採購。

該等關連交易並無超過本公司日期為2024年12月20日之公告所載截至2025年12月31日止年度之年度上限35,000,000港元。

**NOTES TO THE CONSOLIDATED FINANCIAL STATEMENTS (continued)****綜合財務報表附註 (續)**

FOR THE YEAR ENDED 31 DECEMBER 2025 截至2025年12月31日止年度

**42. RELATED AND CONNECTED PARTIES DISCLOSURES (continued)****(c) Connected party transactions (continued)**

Notes: (continued)

- (iv) The Company and Huafu Holding Co., Ltd. (“Huafu Holding”) and its subsidiaries (“Huafu Group”) entered into a purchase framework agreement (the “2025 Purchase Framework Agreement”) on 13 December 2022. Pursuant to the 2025 Purchase Framework Agreement, Huafu Holding agreed to, or procures its subsidiaries to, supply cotton yarn, cotton blended yarn, top dyed melange yarn and other yarn products that may be needed for the Group. The cotton yarn, cotton blended yarn, top dyed melange yarn and other yarn products that may be needed to be purchased by the Group will be used for the manufacture of textile products of the Group.

As Hong Kong Tin Shing Trading Limited (“Tin Shing”), a company incorporated in Hong Kong with limited liability and a wholly owned subsidiary of Huafu Holding, completed the acquisition of 16.33% of the total number of issued Shares of the Company on 1 November 2019, Tin Shing has become a substantial Shareholder and a connected person of the Company under the Listing Rules. Huafu Holding, as the holding company of Tin Shing, is an associate of Tin Shing and, therefore, is a connected person of the Company under Chapter 14A of the Listing Rules.

The transactions contemplated under the 2025 Purchase Framework Agreement constitute continuing connected transactions for the Company under Chapter 14A of the Listing Rules.

The 2025 Purchase Framework Agreement is for a term commencing from 1 January 2023 to 31 December 2025 (both days inclusive).

The annual cap amounts for the three financial years ended 31 December 2023, 2024 and 2025 under the 2025 Purchase Framework Agreement are HK\$40,000,000, HK\$40,000,000 and HK\$40,000,000 respectively as set out in the announcement of the Company dated 13 December 2022.

The extent of these connected transactions did not exceed the annual cap of HK\$40,000,000 for the year ended 31 December 2025 as set out in the announcement of the Company dated 13 December 2022.

**42. 關聯及關連人士的披露 (續)****(c) 關連人士交易 (續)**

附註：(續)

- (iv) 本公司於2022年12月13日與華孚控股有限公司（「華孚控股」）及其附屬公司（「華孚集團」）訂立採購框架協議（「2025年採購框架協議」）。根據2025年採購框架協議，華孚控股同意（或促使其附屬公司）供應棉紗、棉混紡紗、色紡紗及本集團可能需要的其他紗線產品。本集團可能需要採購之棉紗、棉混紡紗、色紡紗及其他紗線產品將用於製造本集團之紡織品。

由於香港天成貿易有限公司（「天成」，一間於香港註冊成立之有限公司，並為華孚控股之全資附屬公司）於2019年11月1日完成收購本公司已發行股份總數之16.33%，根據上市規則，天成已成為本公司之主要股東及關連人士。華孚控股（作為天成之控股公司）為天成之聯繫人士，因此，根據上市規則第14A章，華孚控股為本公司之關連人士。

2025年採購框架協議項下擬進行之交易構成本公司於上市規則第14A章項下之持續關連交易。

2025年採購框架協議之年期由2023年1月1日起至2025年12月31日止（包括首尾兩天）。

誠如本公司日期為2022年12月13日之公告所載，2025年採購框架協議於截至2023年、2024年及2025年12月31日止三個財政年度的年度上限金額分別為40,000,000港元、40,000,000港元及40,000,000港元。

該等關連交易並無超過本公司日期為2022年12月13日之公告所載截至2025年12月31日止年度之年度上限40,000,000港元。

**NOTES TO THE CONSOLIDATED FINANCIAL STATEMENTS (continued)**  
**綜合財務報表附註(續)**

FOR THE YEAR ENDED 31 DECEMBER 2025 截至2025年12月31日止年度

**42. RELATED AND CONNECTED PARTIES DISCLOSURES**  
(continued)

**(c) Connected party transactions** (continued)

Notes: (continued)

- (v) The Company and COFCO Finance Company Limited (“COFCO Finance”) entered into a finance services agreement (the “Financial Services Agreement”) on 14 July 2022. The Company and COFCO Finance entered into a Supplemental Agreement (the “Financial Services Supplemental Agreement”) in relation to the revision of the existing annual cap on 15 May 2023. The Company and COFCO Finance entered into a renewed Financial Services Agreement (the “2028 Financial Services Agreement”) on 22 April 2025. Pursuant to the Financial Services Agreement and the 2028 Financial Services Agreement, COFCO Finance agreed to provide deposit services, comprehensive loan services and other financial services to the Group. As COFCO Finance is an indirect wholly-owned subsidiary of the Company’s ultimate parent, COFCO Corporation, and hence COFCO Finance is a connected person of the Company under the Listing Rules.

The transactions contemplated under the Financial Services Agreement and the 2028 Financial Service Agreement constitute continuing connected transactions for the Company under Chapter 14A of the Listing Rules.

The Financial Services Agreement is for a term commencing from 14 July 2022 to 13 July 2025 (both days inclusive) and the 2028 Financial Services Agreement is for a term commencing from 14 July 2025 to 13 July 2028.

The maximum daily balance of deposits (including accrued interests) placed by the Group pursuant to the Financial Services Agreement is RMB155 million or its equivalent on any day throughout the term of the Financial Services Supplemental Agreement and the maximum fees payable by the Group for the other financial services pursuant to the Financial Services Agreement is HK\$500,000 or its equivalent on an annual basis as set out in the announcement of the Company dated 15 May 2023 and 22 April 2025.

The extent of these connected transactions did not exceed the maximum daily balance of deposits of RMB155 million or its equivalent on any day throughout the year ended 31 December 2025 and the maximum services fees payable on annual basis of HK\$500,000 or equivalent as set out in the announcement of the Company dated 15 May 2023 and 22 April 2025.

**42. 關聯及關連人士的披露 (續)**

**(c) 關連人士交易 (續)**

附註：(續)

- (v) 本公司於2022年7月14日與中糧財務有限責任公司(「中糧財務」)訂立金融服務協議(「金融服務協議」)。本公司於2023年5月15日與中糧財務就修訂現有年度上限訂立補充協議(「金融服務補充協議」)。本公司於2025年4月22日與中糧財務訂立經重續金融服務協議(「2028年金融服務協議」)。根據金融服務協議及2028年金融服務協議，中糧財務同意向本集團提供存款服務、全面貸款服務及其他金融服務。由於中糧財務為本公司最終母公司中糧集團的間接全資附屬公司，因此根據上市規則，中糧財務為本公司的關連人士。

金融服務協議及2028年金融服務協議項下擬進行之交易構成本公司於上市規則第14A章項下之持續關連交易。

金融服務協議之年期由2022年7月14日起至2025年7月13日止(包括首尾兩天)及2028年金融服務協議之年期由2025年7月14日起至2028年7月13日止(包括首尾兩天)。

誠如本公司日期為2023年5月15日及2025年4月22日之公告所載，於金融服務補充協議的有效期內，本集團根據金融服務協議存放的最高每日存款結餘(包括應計利息)為人民幣155,000,000元或其等值及就其他金融服務而言，本集團根據金融服務協議應付的最高費用為每年500,000港元或其等值。

該等關連交易並無超過本公司日期為2023年5月15日及2025年4月22日之公告所載截至2025年12月31日止年度期間的最高每日存款結餘人民幣155,000,000元或其等值及最高應付費用每年500,000港元或其等值。

**NOTES TO THE CONSOLIDATED FINANCIAL STATEMENTS (continued)****綜合財務報表附註 (續)**

FOR THE YEAR ENDED 31 DECEMBER 2025 截至2025年12月31日止年度

**42. RELATED AND CONNECTED PARTIES DISCLOSURES**  
(continued)**(d) Compensation of key management personnel**

The remuneration of directors and other members of key management during the year was as follows:

		2025	2024
		HK\$'000 千港元	HK\$'000 千港元
Fees	袍金	950	1,050
Short-term benefits	短期福利	7,931	7,416
Post-employment benefits	離職後福利	198	201
		<b>9,079</b>	<b>8,667</b>

The remunerations of directors and key management are decided by the Board and reviewed by the Remuneration Committee, having regard to the Company's operating results, individual performance and comparable market statistics.

**(e) Transactions with other state-owned entities in the PRC**

The Group operates in an economic environment currently predominated by enterprises directly or indirectly owned, jointly controlled or significantly influenced by the PRC government (collectively the "state-owned entities"). The Company's directors consider that state-owned entities are independent third parties so far as the Group's business transactions with them are concerned.

During the year, the Group had transactions with other state-owned entities including, but not limited to, the sales of finished goods, purchases of raw materials/utilities and transactions with state-owned banks.

The sales of finished goods and purchase of raw materials/utilities to/from these state-owned entities are individually not significant. In addition, the Group's bank balances (including short-term bank deposits and restricted bank deposits) of HK\$766,740,000 (2024: HK\$948,583,000) are placed/arranged with state-owned banks as at 31 December 2025.

**42. 關聯及關連人士的披露 (續)****(d) 主要管理人員的薪酬**

本年度董事及其他主要管理人員的薪酬如下：

		2025	2024
		HK\$'000 千港元	HK\$'000 千港元
Fees	袍金	950	1,050
Short-term benefits	短期福利	7,931	7,416
Post-employment benefits	離職後福利	198	201
		<b>9,079</b>	<b>8,667</b>

董事及主要管理人員之酬金由董事會參照本公司之營運業績、個別表現及可比較市場統計數字而釐定，並由薪酬委員會審閱。

**(e) 與其他中國國有實體進行的交易**

本集團經營所在的經濟環境現時主要由中國政府直接或間接擁有、共同控制或可對其行使重大影響力的實體(統稱「國有實體」)主導。本公司董事認為，至今曾與本集團進行商業交易的國有實體均為獨立第三方。

於年內，本集團曾與其他國有實體進行交易，包括但不限於銷售製成品、購買原料／水電，以及與國有銀行間的交易。

向／來自該等國有實體銷售製成品及購買原料／水電的個別交易並非重大。此外，於2025年12月31日，本集團的銀行結餘(包括短期銀行存款及受限制銀行存款)有766,740,000港元(2024年：948,583,000港元)為存放於國有銀行／由國有銀行安排。

# SHAREHOLDER INFORMATION

## 股東資料

**Listing** : Listed on the Main Board of  
The Stock Exchange of Hong Kong Limited  
since 20 April 1988

**Stock Code** : 420

**Board Lot** : 2,000 shares

**Shares Issued** : 1,225,026,960  
(as at 31 December 2025)

**上市** : 自1988年4月20日起  
於香港聯合交易所有限公司  
主板上市

**股份代號** : 420

**買賣單位** : 2,000股

**已發行股份** : 1,225,026,960  
(截至2025年12月31日)

### Financial Calendar

Financial year end	31 December 2025
2025 interim results announced	21 August 2025
2025 annual results announced	19 March 2026
Register of members closed for determining the right to attend and vote at Annual General Meeting	1 – 4 June 2026
Annual General Meeting	4 June 2026
Register of members closed for determining the entitlement to the proposed final dividend	15 – 17 June 2026
Distribution of final dividend	on or about 29 June 2026
2026 interim results to be announced	Late August 2026

### Shareholder Services

For enquiries about share transfer and registration,  
change of correspondence address, etc.,  
please contact the Company's share registrar:

**Boardroom Share Registrars (HK) Limited**

Room 2103B, 21/F.  
148 Electric Road, North Point  
Hong Kong  
Tel: +852 2153 1688  
Fax: +852 3020 5058

### Investor Relations

Ms. Charmaine CHENG  
Company Secretary and  
Deputy General Manager  
Group Integrated Management Department  
Block A, 6/F., Eastern Sea Industrial Building  
29-39 Kwai Cheong Road, Kwai Chung  
New Territories, Hong Kong  
Tel: +852 3478 6267  
Email: pr@fshl.com

### 財務日誌

財政年度結算	2025年12月31日
2025中期業績公佈	2025年8月21日
2025年度業績公佈	2026年3月19日
股份暫停登記以釐定 出席股東週年大會及 於會上投票資格	2026年6月1日至 4日
股東週年大會	2026年6月4日
股份暫停登記以釐定 享有擬派末期股息 資格	2026年6月15日至 17日
末期股息派發	2026年6月29日 或其前後
2026中期業績公佈	2026年8月下旬

### 股東服務

任何有關股份過戶及登記，  
變更通訊地址等的查詢，  
請聯絡本公司股份過戶登記處：

**寶德隆證券登記有限公司**

香港  
北角電氣道148號  
21樓2103B室  
電話：+852 2153 1688  
傳真：+852 3020 5058

### 投資者關係

鄭惠嫻小姐  
公司秘書及  
集團綜合管理部副總經理  
香港新界  
葵涌葵昌路29-39號  
東海工業大廈A座6樓  
電話：+852 3478 6267  
電郵：pr@fshl.com

FOUNTAIN SET (HOLDINGS) LIMITED  
福田實業(集團)有限公司

Block A, 6/F, Eastern Sea Industrial Building  
29-39 Kwai Cheong Road, Kwai Chung  
New Territories, Hong Kong

香港新界葵涌葵昌路29-39號  
東海工業大廈A座6樓

[www.fshl.com](http://www.fshl.com)  
SEHK: 420

Marketing Offices 市場推廣辦事處:

Ho Chi Minh City • London • Shanghai  
胡志明市 • 倫敦 • 上海

Production Countries 生產國家:

China • Indonesia • Sri Lanka  
中國 • 印尼 • 斯里蘭卡



This annual report is printed on environmentally friendly paper  
本年報採用環保紙印製